

# Euro Fair Statistics 2021





# Euro Fair Statistics 2021

*Certified Key Figures of Exhibitions  
in Europe*

*Austria*

*Belgium*

*Denmark*

*Finland*

*France*

*Germany*

*Hungary*

*Italy*

*The Netherlands*

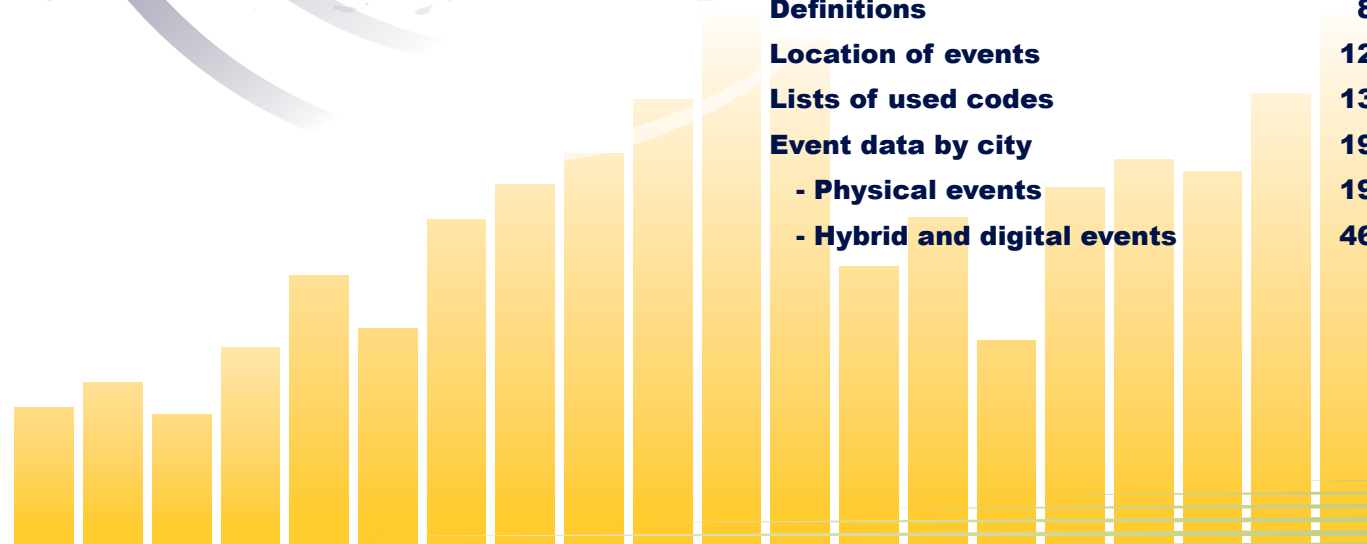
*Poland*

*Portugal*

*Spain*

*Turkey*

<b>Facts about Euro Fair Statistics</b>	<b>4</b>
<b>Introduction</b>	<b>5</b>
<b>UFI message</b>	<b>6</b>
<b>Definitions</b>	<b>8</b>
<b>Location of events</b>	<b>12</b>
<b>Lists of used codes</b>	<b>13</b>
<b>Event data by city</b>	<b>19</b>
- <b>Physical events</b>	<b>19</b>
- <b>Hybrid and digital events</b>	<b>46</b>



## FACTS ABOUT EURO FAIR STATISTICS

The 2021 edition contains the certified statistics of 901 exhibitions from 13 countries\*. This reduced scope compared to previous years is due to the impact of the COVID-19 pandemic with less events held or reported. In parallel, the inclusion of hybrid and digital events was made possible for the first time and some countries provided data for a total of 60 such events.

Countries	Physical	Hybrid	Digital
Austria (AT)	2		
Belgium (BE)	48		1
Denmark (DK)		1	
Finland (SF)	22		
France (F)	157		
Germany (D)	25	10	
Hungary (HU)	2		
Italy (I)	2		
Poland (PL)	71		
Portugal (P)	1		1
Spain (E)	211	28	12
The Netherlands (NL)	46	2	5
Turkey (TR)	254		
<b>TOTAL</b>	<b>841</b>	<b>41</b>	<b>19</b>

(\*) Only events that could show a minimum set of data were taken into consideration

At all these events, organized by 363 organisers, 157 351 exhibitors and 18,3 million visitors were registered. 32% of the exhibitions were addressed to trade visitors, 32% to public visitors and 36% to both target groups.

For physical and hybrid events, 6.7 million square metres of rented space were registered - UFI estimates that those certified events present in this report represents, in 2021, around 31% of the European exhibition market in terms of net space rented – and the breakdown of those events by industry sector (provided by each partner) is presented in the table on the right. As 3% of all events had more than one industry sector mentioned, the cumulated % of the number of events reaches 104%.

Industry sector (UFI code)	Rented space		Number of events	
	sqm	%		%
Leisure, Hobby, Entertainment (3)	1 241 430	18%	184	22%
Agriculture, Forestry, Fishery (1)	829 966	12%	69	8%
Food and Beverage, Hospitality (2)	674 372	10%	93	11%
General (27)	598 951	9%	55	6%
Engineering, Industrial, Manufacturing, Machines, Instruments, Hardware (19)	341 433	5%	56	7%
Automobiles, Motorcycles (16)	318 756	5%	26	3%
Textiles, Apparel, Fashion (25)	315 927	5%	45	5%
Construction, Infrastructure (5)	292 406	4%	25	3%
Furniture, Interior design (12)	265 999	4%	21	2%
Health, Medical Equipment (22)	253 600	4%	27	3%
Energy, Oil, Gas (9)	172 312	2%	28	3%
Security, Fire Safety, Defense (7)	162 862	2%	13	2%
IT and Telecommunications (21)	160 493	2%	29	3%
Premium, Household, Gifts, Toys (13)	158 699	2%	22	3%
Transport, Logistics, Maritime (26)	154 251	2%	19	2%
Environmental Protection (10)	145 817	2%	25	3%
Business Services, retail (4)	135 042	2%	33	4%
Education (8)	127 010	2%	29	3%
Electronics, Components (18)	126 544	2%	12	1%
Travel (6)	116 959	2%	17	2%
Printing , Packaging (11)	94 090	1%	8	1%
Beauty, Cosmetics (14)	80 589	1%	17	2%
Real Estate (15)	64 233	1%	15	2%
Jewelry, Watch & Accessories (24)	48 639	1%	9	1%
Chemistry (17)	47 857	1%	8	1%
Aviation, Aerospace (20)	8 391	less than 1%	2	less than 1%
Optics (23)	2 803	less than 1%	1	less than 1%


## INTRODUCTION

Exhibitions play a vital role in today's business world.

It is therefore of fundamental importance that customers have access to reliable exhibition data.

This report includes the data provided by the 10 bodies mentioned below who certify that the statistics contained in this report have been issued according to the definitions outlined hereafter.

Further information is available by contacting each organization directly (contact details are provided on page 7).



*Xavier Basañez Llantada  
President of AFE, Spain*



*Mirela Brkic  
President of FEBELUX,  
Belgium & Luxembourg*



*Cengiz Delibaş  
Deputy Secretary General,  
UC CET, Turkey*




*Pedro Aleixo Dias  
BDO & Associados, Portugal*



*Klaus Dittrich  
President of FKM, Germany*



*Renaud Hamaide  
Co-président UNIMEV, France*



*Tomasz Kobierski  
Chairman of CENTREX  
International Exhibition Statistics Union  
Budapest, Hungary*



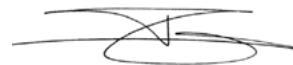
*Barbara Leithner  
Chairwoman of FKM Austria*



*Juha Rahko  
Chairman of The Association of Trade  
Fair and Event Organisers, Finland*



*Riemer Rijpkema  
Director of CLC-VECTA Centrum voor  
Live Communication, The Netherlands*



*Pierre-Louis Roucaries  
Co-président UNIMEV, France*

## UFI MESSAGE

UFI, the Global Association of the Exhibition Industry is happy to present the twelfth edition of this report.

As mentioned earlier, the scope of this edition is reduced compared to previous years due to the impact of the COVID-19 pandemic, with less events held or reported, while the inclusion of hybrid and digital events was made possible for the first time.

Due to the different levels of development and global diversity, methods may vary slightly from country to country but all the national bodies who have taken part in this study guarantee the quality of the statistics they have provided. Those statistics relate, since the 2012 edition of this report, to certified data, in addition to audited data.

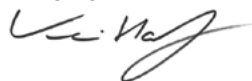
UFI strongly believes that auditing should, wherever possible, be done in a consistent manner to make figures comparable and audited events are identified as such in this report with the name of the auditor.

UFI continues to play an important role in developing a basic minimum standard for the industry including the publication and implementation of "[UFI's Auditing Rules for UFI Approved Events](#)". The latter are identified in the report (\*). Since 2021, those rules include definitions of digital and hybrid events.

If you have any questions or comments, please contact [research@ufi.org](mailto:research@ufi.org).

Paris, November 2022

**Kai Hattendorf**  
UFI Managing Director / CEO



(\*) The "UFI Approved Event" label is given to exhibitions organized by UFI members after a quality assessment. In 2022, UFI approves around 900 events.



UFI is the leading global association of the world's tradeshow organisers and exhibition centre operators, as well as the major national and international exhibition associations, and selected partners of the exhibition industry.

UFI's main goal is to represent, promote and support the business interests of its members and the exhibition industry. UFI directly represents around 50,000 exhibition industry employees globally, and also works closely with its 67 national and regional associations members. More than 800 member organisations in 82 countries and regions around the world are presently signed up as members.

Around 900 international trade fairs proudly bear the UFI approved label, a quality guarantee for visitors and exhibitors alike.

UFI members continue to provide the international business community with a unique marketing media aimed at developing outstanding face-to-face business opportunities.

### **UFI Headquarters**

17 rue Louise Michel  
92300 Levallois-Perret, France  
+33 (0)1 46 39 75 00

[www.ufi.org](http://www.ufi.org)

## THE FIGURES LISTED IN THIS REPORT HAVE BEEN PROVIDED BY:

### **AFE - Asociación de Ferias Españolas**

CAMARA DE COMERCIO DE ESPAÑA  
C/ Ribera del Loira 12  
Primera Planta  
E-28042 Madrid, Spain  
+ 34 680214893  
[jpuchalt@afe.es](mailto:jpuchalt@afe.es)  
[www.afe.es](http://www.afe.es)

### **Association for Voluntary Control of Fair Statistics (FKM-Austria)**

Messeplatz 1  
A-1021 Vienna, Austria  
+43 (1) 72 72 00  
[info@messe.at](mailto:info@messe.at)  
[www.messe.at](http://www.messe.at)

### **BDO & Associados**

Avenida da Republica 50-10°  
P-1069-211 Lisbon, Portugal  
+351 2 17 99 04 20  
[Pedro.Dias@bdo.pt](mailto:Pedro.Dias@bdo.pt)  
[www.bdo.pt](http://www.bdo.pt)

### **CENTREX – International Exhibition Statistics Union**

Albertisai út 10.  
H-1101 Budapest, Hungary  
+36 30 619 7646, +36 30 948 5124  
[info@centrexstat.org](mailto:info@centrexstat.org)  
[www.centrexstat.org](http://www.centrexstat.org)

### **CLC-VECTA**

De Corridor 5C  
3621 ZA Breukelen  
The Netherlands  
+31 (0)346 - 352 444  
[info@clcvecta.nl](mailto:info@clcvecta.nl)  
[www.clcvecta.nl](http://www.clcvecta.nl)

### **FEBELUX**

c/o BRUSSELS EXPO  
Place de Belgique 1  
1020 Bruxelles  
+32 484 056 688  
[info@febelux.com](mailto:info@febelux.com)  
[www.febelux.com](http://www.febelux.com)

### **Society for Voluntary Control of Fair and Exhibition Statistics (FKM)**

Littenstrasse 9  
10179 Berlin, Germany  
+49 (30) 2 40 00-0  
[info@fkm.de](mailto:info@fkm.de)  
[www.fkm.de](http://www.fkm.de)

### **The Association of Trade Fair and Event Organisers**

c/o Messukeskus, Helsinki Expo and Convention Center  
P.O.Box 21, FI-00521 Helsinki, Finland  
+358 40 450 3250  
[Reija.kononen@messukeskus.com](mailto:Reija.kononen@messukeskus.com)  
<https://messutsuomessa.fi/>

### **UNIMEV – OJS department (France)**

11, Rue Friant  
F-75014 Paris, France  
+33 (1) 53 90 20 12  
[ojs@unimev.fr](mailto:ojs@unimev.fr)  
[www.ojs.fr](http://www.ojs.fr)

### **Union of Chambers and Commodity Exchanges of Turkey (UC CET)**

Dumlupınar Bulvarı No:252 (Eskişehir Yolu 9. Km.)  
06530 / Ankara, Turkey  
+90 (312) 218 22 82  
[info@tobb.org.tr](mailto:info@tobb.org.tr)  
[www.tobb.org.tr](http://www.tobb.org.tr)

## DEFINITIONS

### AFE Spanish Trade Fair Association (Spain)

#### Space

The exhibition space is divided into indoor and outdoor areas and it is also divided into Spanish and foreign exhibitors. Special exhibitions (other participations) include special exhibitions and demonstrations related to the theme of the exhibition but it is independent of the exhibitors' area. All those figures are considered as net exhibition space.

#### Exhibitors

Direct exhibitors: Exhibitors who occupy their own stands and receive and pay directly the invoices of the organiser of the exhibition. Indirect exhibitors (or represented firms): Exhibitors who do not have their own stands but present their products in stands of direct exhibitors. In the case of collective or grouped participation, the different exhibitors are considered direct when they occupy an area of at least 9 m<sup>2</sup>. Exhibitors occupying less than 9 m<sup>2</sup> are considered indirect.

#### Visitors

Identified visitors: number of visitors (visits) who go into the exhibition and whose data are managed and kept by the organiser. Other tickets: these figures include sold tickets and controlled invitations that allow the access to the exhibition and their use can be verified. Total visitors are the identified visitors plus other tickets.

### BDO & Associados (Portugal)

#### Space

The total rented space includes both hall space and open-air space contracted by the exhibitors, whether it is paid or unpaid, and it corresponds to the number of square meters effectively occupied by them.

The rented space is divided into national and foreign in accordance with the exhibitor classification.

#### Exhibitors

The main exhibitor is the entity contracting directly with the organiser. Co-exhibitor is the entity which presents its products/services on the main exhibitor's stand with its own staff.

A represented company is one who is not present with their own staff, and whose products or services are present on a main exhibitor's or co-exhibitor's stand. These represented companies are excluded from the calculation of the total number of exhibitors.

#### Visitors

Any person entering the fair/trade show during its official opening hours who presents at control access either a ticket or a card proving payment on the entrance fee or an invitation card is considered as visitor. Visitors exclude the staff of exhibitors, services providers and organisers.

The visitor whose address is located in another European or Third country is considered as foreign visitor.

An additional visit, to be verified as made on a different day from the first visit is considered as a repeat visit.

The figures presented in the Euro Fair Statistics brochure concern the number of total visits: total number of visitors plus the total number of repeat visits.

### CENTREX (Hungary and Poland)

#### Space

The rented space is divided up in hall space and open-air space which is rented / contracted by exhibitors.

International incorporates space rented by foreign and multinational companies.

#### Exhibitors

An exhibitor with his own stand (direct exhibitor) is one who occupies a stand for his company receives the bill from the exhibition organiser and settles it directly. A represented firm (indirect exhibitor) is one who does not have a stand of his own, but presents his products on a stand of a direct exhibitor. Co-exhibitors at an exhibitor's stand or participants at a collective stand are also considered as exhibitors for statistical purposes if they exhibit their own goods employing their own personnel on the exhibitor's stand or at a common stand organised by a collective stand organiser and their autonomy can be undoubtedly recognized even without physical separation. These companies are considered as exhibitors regardless that the invoice is being issued on the exhibitor or on a collective stand organiser. The nature of the participation and the identity of each exhibitor at the stand should be very clear from the application form sent to the exhibition organiser.

Nationality of the exhibitor/co-exhibitor: foreign exhibitors and multinational companies are integrated under heading as international exhibitors (as well as space).

#### Visitors

The number of visitors is calculated on evidence. The number of paying visitors is established through financial evidence: number of sold tickets (prepaid or on the spot) and number of tickets/entry passes paid by the exhibitor or a third party. Visitors with paid passes for a given period are calculated on the basis of a financially reasonable minimum number of uses of the pass. 4 visitors are counted for each family ticket sold. For persons arriving with vouchers, registration cards or similar valid free passes, tickets can be counted as visitors only if evidence is available.

The number of foreign visitors is established either by tickets sold through special pre-registration means, or filled in-registration cards with evidence of the foreign origin of the visitor or through representative visitor surveys.



## DEFINITIONS

### CLC-VECTA (The Netherlands)

#### Space

Net exhibition space: sum of booth space and any space utilized by the organiser for features that have a direct relation to the theme of the exhibition.

#### Exhibitors

Exhibitor entity that displays products or services accepted by the organiser, with personnel present at the exhibition, including main exhibitors and co-exhibitors.

#### Visitors

A visitor is a person who visits an event once or several times during the days when the event/ the trade fair ground is open for persons in possession of an entry ticket.

A visitor is:

- A person who obtained an entry ticket during the duration of the event.
- A person who obtained an entry ticket during the period of pre-registration and visited the event/ the trade fair ground at least once during the duration of the event.
- A person who obtained a complimentary entry ticket and visited the event/ the trade fair ground at least once during the duration of the event.
- A person who is in the possession of an annual season ticket and visited the event/ the trade fair ground at least once during the duration of the event.
- A person who is in the possession of a press ticket and visited the event/ the trade fair ground at least once during the duration of the event.

Exhibitor, organiser, service and personnel cards and passes are not counted.

### FEBELUX (Belgium)

#### Space

The space is divided into hall areas and open-air areas. This space is the surface occupied by the exhibitors and it also includes the "special show" areas utilized by the organizer for features which have a direct relation to the theme of the exhibition.

#### Exhibitors

Direct exhibitors: companies or organizations in touch with the organizer, who pay for their participation or agree on a commercial deal with the organizer in order to be present during the exhibition. The exhibitor owns a booth, and can sell products from different companies. Those companies offer goods or services via their personnel from their own exhibitor stand area, via a booth.

Indirect exhibitors: represented organizations or companies that are not present with their own staff, and whose products or services are present on a direct exhibitor's booth.

#### Visitors

Attendance figures are calculated based on the number of admissions at the exhibition venue during its official opening hours. The visitor owns an entrance ticket (includes VIP card) or bought a ticket through the preregistration system.

2 systems of admission:

- by an electronic monitoring system
- by retaining the tickets counterfoils or through registrations.

### FKM (Germany and some events in Italy)

#### Space

The exhibitor stand area is broken down according to hall space and outdoor exhibition space, as well as according to space rented by domestic or foreign exhibitors. Stands, display panels and demonstrations, which deal with the theme of an event comprehensively or specific aspects of it, independent of exhibitors, are treated as special shows.

Net exhibition space consists of the exhibitor stand area and space for special shows. Gross exhibition space consists of the net space plus the corresponding access and service areas.

#### Exhibitors

Companies or organizations, which offer goods or services via their personnel from their own exhibitor stand area, are counted as exhibitors.

Additionally represented firms are companies whose goods or services are offered by another exhibitor. The number of exhibitors may not include the figures for additionally represented firms.

#### Visitors

The visitor figures are calculated according to the number of entries to the trade fair centre. The number of entries per day can, on the one hand, be determined by an electronic visitor admission system, whereby a maximum of one entry is registered per day.

The attendance figure is calculated by counting the number of admissions to the exhibition grounds. The number of admissions per day can for example be determined by using an electronic entry monitoring system; admission of a visitor shall be counted a maximum of once per day.

Organisers who do not employ electronic entry monitoring systems must supply proof of admission by retaining the ticket counterfoils or through registrations. The counterfoils of tickets sold by the ticket offices need not be retained as the takings of the ticket offices shall serve as proof.

## DEFINITIONS

### FKM-Austria (Austria)

#### Space

The total rented space of an event is based on the amount of space rented by the individual exhibitors. The amount of rented space is divided into hall areas and open-air areas, and is also differentiated between domestic and foreign exhibitors.

#### Exhibitors

Exhibitor figures are compiled from the number of companies who have rented an individual stand and who use their own personnel to promote goods or services. Represented firms are companies whose goods or services are offered by another exhibitor. The number of exhibitors may not be added to the number of represented firms.

#### Visitors

The number of visitors is based on the amount of entrance tickets sold or is based on an electronic registration system. One entrance per visitor per day is counted. Visitors buying a multiple entrance ticket can use the ticket on several days during the show (counting of entry is based on the ticket price – if the ticket costs 20 % more than the one day ticket, two visitors are counted). Complimentary tickets, exhibitor tickets, press tickets etc. have not been taken into consideration.

Free entrance tickets are counted if based on an electronic registration system and the registration includes the full address of the visitor.

### The Association of Trade Fair and Event Organisers (Finland)

#### Space

The total rented space of an event refers to the area used by and paid for by the exhibitors. A distinction is made between hall space and open air space. Areas given free of charge to exhibitors are not counted.

#### Exhibitors

An exhibitor with his own stand (direct exhibitor) is one who has obtained a contract for an exhibition stand in its entirety, or who uses a specified, clearly delineated portion of an exhibition stand using his own personnel to promote goods or services.

A represented firm (indirect exhibitor) is one whose products or services are offered through a direct exhibitor. The number of exhibitors with their own stands may not be added to the number of represented firms, except when evident.

#### Visitors

The number of visitors is the sum of paid entries, invitation cards used, and other used tickets which can have been obtained by conference visitors who have had access to the trade fair grounds. A visitor who visits a trade fair over a period of many days is counted once a day. Exhibitor, press, service and personnel cards and passes are not counted..

## DEFINITIONS

### UC CET (Turkey)

#### Space

The total rented space includes both hall space and open-air space contracted by the exhibitors, and based on the amount of space rented by the individual exhibitors. It includes the space rented for both national and foreign exhibitors.

#### Exhibitors

Natural and legal persons who exhibit their services and products on a stand assigned by the organiser in accordance with the provisions of contract signed between organiser and exhibitor.

The organiser has to fill and send a form of fair result report whose example shall be determined by the Union together with fair catalogue, a copy of fair contract, insurance policy and a document showing all insurance premium has been paid, the name list of direct or indirect foreign participants for international fairs to the chamber/commodity exchanges to which it has made its fair organizing application. The form includes total participant number, the rate and number of the foreign participants among all participants, distribution of direct or indirect foreign participants according to countries, total stand area allocated to participants, stand area allocated to the foreigners and its rate among total area, the total number of visitors, the rate and number of foreign visitors among all visitors, distribution of foreign visitors according to the countries and general evaluations of the organiser regarding the fair.

#### Visitors

Visitor numbers are calculated according to the number of tickets sold, number of complimentary tickets or electronic count at the tourniquets.

### UNIMEV – OJS department (France)

#### Space

The given figures refer to area (booth space) occupied by exhibitors and co-exhibitors whether it is paid or unpaid.

It corresponds to the number of square meters effectively occupied.

It does not include in this case the area used for features in relation with the theme of the exhibition.

#### Exhibitors and co-exhibitors

The main exhibitor is the entity contracting directly with the organiser and presents its products/services with its own personnel.

Co-exhibitor is the entity which presents its products/services on the main exhibitor's stand under his trade mark with its own personal.

#### Visitors

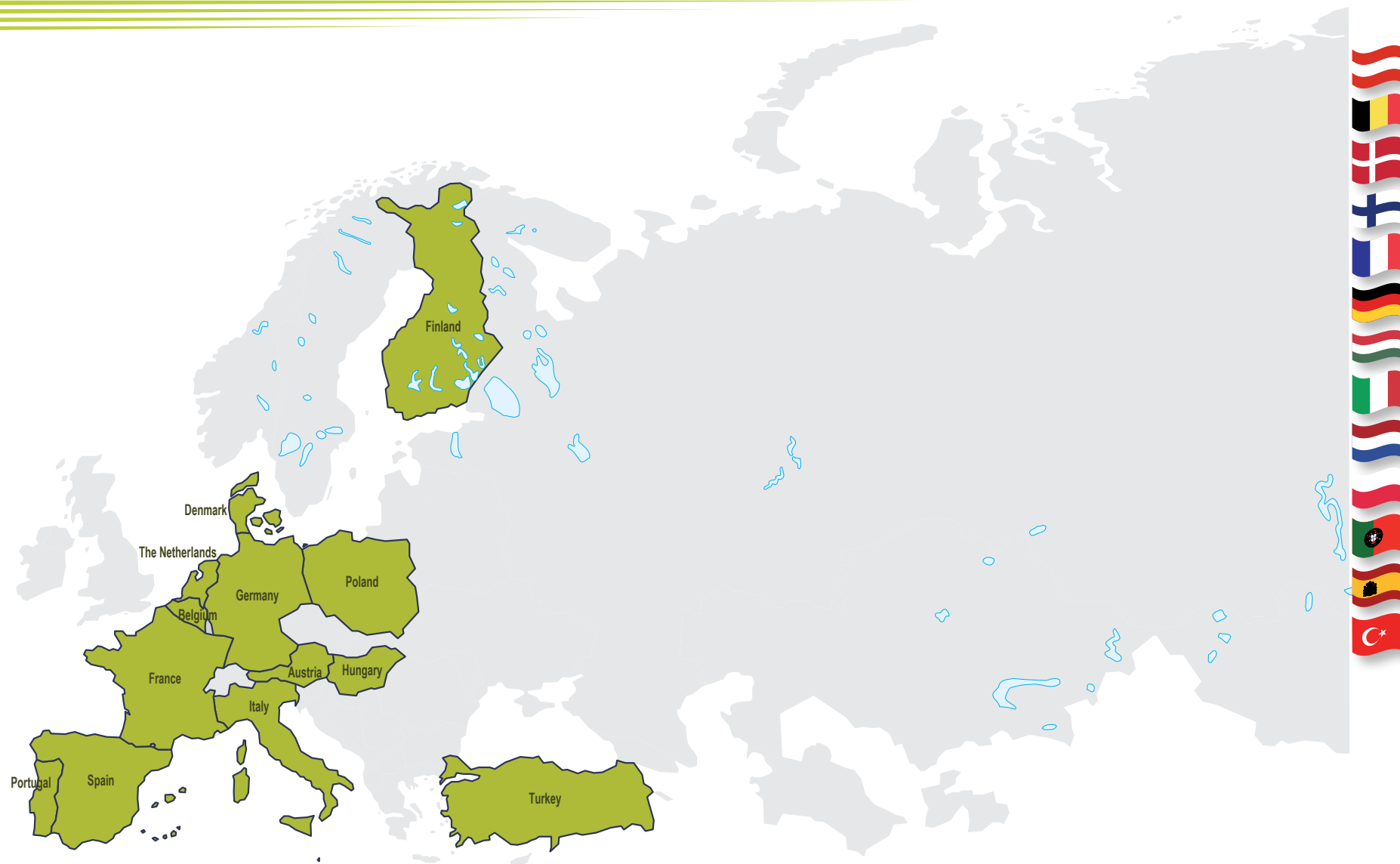
Any person entering the fair / trade show during its official opening hours who presents at control access either a ticket, or a card proving payment on the entrance fee or an invitation card with a numbered control slip is considered as visitor.

A journalist is counted as visitor. Visitors exclude the staff of exhibitors, exhibition centres, services providers and organisers' staff.

An additional visit, to be verified as made on a different day from the first visit is considered as a re-visit. The visitor whose address is located in another European or third country is considered as foreign visitor.

The figures listed in the Euro Fair Statistics brochure concern the number of total visits: "visitors entries" is the total number of visitors admissions at the fair / trade show during its official opening hours.

## LOCATIONS OF EVENTS



## LISTS OF USED CODES (1/3): Interval year, Admission, Industry sectors

Format	
H	hybrid
D	digital

Interval year	
1	once a year
2	every other year
3	every 3 years
4	every 4 years
2x1	2x1 = twice a year
3x1	3x1 = 3 times a year
4x1	4x1 = 4 times a year
blank	not regular or not yet known (first time)

Space, exhibitors or visitors figures	
blank	not audited or not available
0	null

Admission	
T	trade (only)
P	public (only)
T/P	trade & public

Name of auditor	
blank	not audited but certified

1. Agriculture, Forestry, Fishery
Agriculture
Horticulture
Cattle Breeding
Timber
Fisheries
Tobacco
Fishing
Viticulture
Forestry
2. Food and Beverage, Hospitality
Bakery Equipment
Hotel
Beverage
Meat Industry
Beverage Processing
Refrigeration
Catering
Restaurant
Food
Water
Food Processing
Wine
3. Leisure, Hobby, Entertainment
Animals
Music
Antiques
Numismatics
Arts
Pet Supplies
Bicycles
Philately
Bridal
Photography
Camping
Radio
Caravanning
Senior (if referring to leisure)
Entertainment
Souvenirs
Films
Sporting Goods
Gardening
Swimming Pool
Hobbies
Tapestry
Horse riding
Tourism
Hunting
TV
Leisure
Wedding
4. Business Services, retail
Advertising
Banking

Cleaning (if referring to services)
Communication
Finance
Franchise
Funeral
Insurance
Investments
Legal Services
Marketing
Public Relations
Publishing
Storage
Subcontracting
5. Construction, Infrastructure
Air Conditioning
Architecture
Building
Construction
Heating
Paint
Public Works
Plumbing
Stones
Woodwork
6. Travel
Travel
7. Security, Fire Safety, Defense
Defense
Protection
Safety
Security
8. Education
Books
Career Development
Education
Nursery
Schooling
Training
9. Energy, Oil, Gas
Energy
Gas
Lighting
Minerals
Mining
Offshore
Oil
Petrochemical
10. Environmental Protection
Environment
Recycling
Waste
11. Printing, Packaging
Calligraphy
Graphics
Packaging

Paper
Printing
Reprography
12. Furniture, Interior design
Furniture
Furniture Production
Interior Design
Office Equipment
13. Premium, Household, Gifts, Toys
Ceramics
Games
Gifts
Glassware
Handicraft
Household Equipment
Houseware
Tableware
Toys
14. Beauty, Cosmetics
Beauty
Cosmetics
Perfumery
15. Real Estate
Housing
Real Estate
16. Automobiles, Motorcycles
Automobile
Motorcycles
17. Chemistry
Chemical
Dye Industry
Plastics
Rubber
18. Electronics, Components
Electrical Equipment
Electronics
19. Engineering, Industrial, Manufacturing, Machines, Instruments, Hardware
Assembly
Automation
Cables
Capital Goods
Cleaning (if referring to equipment)
Control & Instrumentation
Engineering
Foundry
Geology
Industrial Equipment
Laser
Machine Tools
Measurement
Metallurgy
Metalworking

Power Engineering
Robotics
Science
Welding
Wires
20. Aviation, Aerospace
Aerospace
Aviation
21. IT and Telecommunications
Audio-Visual
Broadcasting
Computers and Softwares
Informations Systems
Multimedia
New Technologies
Sound
Telecommunications
22. Health, Medical Equipment
Biotechnology
Dentistry
Disabled Aid Equipment
Health
Hygiene
Medicine
Pharmacy
Sanitation
Senior (if referring to health)
Surgery
Veterinary
23. Optics
Optics
24. Jewelry, Watch & Accessories
Jewellery
Watches
25. Textiles, Apparel, Fashion
Clothing
Fashion
Leather
Linens
Lingerie
Shoes
Textiles
26. Transport, Logistics, Maritime
Boat
Conveying
Handling Equipment
Logistics
Marine
Traffic
Transport
Trucks
27. General
Consumer Goods

## LISTS OF USED CODES (2/3): List of auditors with their contact details

### 1 Artus (Österreichische Revisions- und Treuhand Gesellschaft m.b.H.)

Stubenring 24  
1010 Wien, Austria  
+43 1 513 79 00 – 0  
e-mail: [c.richter@artus.at](mailto:c.richter@artus.at)

### 2 BDO

Avenida da Republica 50–10°  
P-1069-211 Lisbon, Portugal  
Phone: +351 2 17 99 04 20  
Fax: +351 2 17 99 04 39  
e-mail: [Pedro.Dias@bdo.pt](mailto:Pedro.Dias@bdo.pt)

### 3 CENTREX

Albertirsai út 10  
H-1101 Budapest, Hungary  
Phone & Fax: +36 (1) 26 36 368  
e-mail: [info@centrexstat.org](mailto:info@centrexstat.org)

### 4 EXPOCERT

65 rue Colbert  
92700 COLOMBES, France  
Phone: +33 1 47 84 01 56  
e-mail: [contact@expocert.fr](mailto:contact@expocert.fr)  
[www.expocert.fr](http://www.expocert.fr)

### 5 EXPO'STAT

33 rue Abel Hovelacque  
75013 PARIS, France  
Phone : +33 1 45 35 69 86  
e-mail : [cdasilva@expostat.com](mailto:cdasilva@expostat.com)  
[www.exposat.com](http://www.exposat.com)

### 6 FKM

Littenstrasse 9  
D-10179 Berlin, Germany  
Phone: +49 (30) 2 40 00-0  
Fax: +49 (30) 2 40 00-3 40  
e-mail: [info@fkm.de](mailto:info@fkm.de)  
[www.fkm.de](http://www.fkm.de)

### 7 MADISON

C/ Proción, 7 Portal 1 - EDIFICIO AMÉRICA II  
E-28023 Madrid, Spain  
Phone : +34 90 260 25 55  
e-mail: [maite.sanmartin@madisonmk.com](mailto:maite.sanmartin@madisonmk.com)  
website: [www.madisonmk.com](http://www.madisonmk.com)

### 8 MediaAuditFinland

Lönnrotinkatu 20 B  
00120 Helsinki Finland  
Phone: +358 40 358 9315  
website: [www.mediaauditfinland.fi](http://www.mediaauditfinland.fi)

### 9 Turkey: local Chambers of Commerce

Contact UC CET  
Dumlupınar Bulvarı No:252 (Eskişehir Yolu 9. Km.)  
06530 / Ankara, Turkey  
Phone: +90 (312) 218 22 82  
Fax: +90 (312) 218 24 84  
e-mail: [info@tobb.org.tr](mailto:info@tobb.org.tr)

## LISTS OF USED CODES (3/3): List of organisers

1	24 Saat Fuarçılık A.Ş.	42	AVEPE	85	Dossodossi Fuarçılık A.Ş.
2	4M Fuar Organizasyon Tic. Ltd. Şti	43	AYUNTAMIENTO DE COCENTAINA	86	Duru Fuarçılık Org.Tic.Ltd.Şti.
3	A3 LOR	44	Ayuntamiento de Gijón	87	DYA Eventos y Ferias, S.L.
4	ACTIVA FRANCE	45	Ayuntamiento de Las Palmas de Gran Canaria	88	Easyfairs
5	Addimat	46	Baeckens Books	89	Easyfairs Belgium nv
6	Adriaensen Speciaalzaak	47	Barrabés.biz	90	Easyfairs Nederland
7	AEMER-Asociación de Empresas de Mantenimiento de Energías Renovables	48	BCF vzw	91	ECR Fuarçılık Ltd. Şti.
8	AFAG Messen und Ausstellungen GmbH	49	BEC_BILBAO EXHIBITION CENTRE	92	Efor Ege Fuarçılık A.Ş.
9	Afanya Fuarçılık Ltd. Şti	50	Belug	93	EKAGLOBAL Uluslararası Belge, Teknik Kontrol Savunma Sanayi Teknoloji Fuarçılık Müşavirlik ve Özel Eğt. Hizm. San. Ve Tic. Ltd. Şti.
10	afidamp SERVIZI Srl	51	BEYOND EVENT SAS	94	Eket Fuarçılık Tic. Ltd. Şti.
11	Agonya Fuarçılık Ltd. Şti	52	BIRP - GROUPE SOLUTIONS	95	Eko MMI Fuarçılık Tic. Ltd. Şti.
12	Agro-Cultura Con Respeto	53	BrancheContact	96	EKS Fuarçılık A.Ş.
13	AINTEREXPO	54	Brand comunicación	97	Ekspoturk Fuarçılık Org. A.Ş.
14	Ajans Asya Fuarçılık Org. Ltd. Şti.	55	Brico Belgium	98	Elka Fuarçılık Ltd. Şti.
15	Ajuntament de Barcelona	56	Cabildo Gran Canaria	99	ELMUBAS Y ASFE
16	Akare Fuarçılık A.Ş	57	CCI DU GARD - Délégation Alès	100	EMMAÜS CHATELLERAULT - NAINTRÉ
17	Akdeniz Reklamcılık ve Tanıtım Hizmetleri Tic. A.Ş.	58	CDC Events Sprl	101	ENC Uluslararası Fuarçılık Hiz. San.Tic. Ltd. Şti
18	Akort Tanıtım Organizasyon ve Fuarçılık Ltd. Şti.	59	CHORUS SA	102	ESCARGOTITE ASBL
19	Aktüel Expo Uluslararası Fuarçılık Tic.Ltd. Şti.	60	C-IFECA_CONSORCIO INSTITUCIÓN FERIAL DE Cádiz	103	EST BOURGOGNE MEDIA
20	ALZ Fuarçılık Uluslararası Fuar Kongre ve Danışmanlık A.Ş.	61	Claever Associates	104	Euronovios Aragón 2010, S.L.
21	AMETIC (Multi-Sector Association of Electronics, Information and Communication Technologies, Telecommunications and Digital Content Companies)	62	CLASSIC AUTO PYRENEES	105	Eurospoor B.V.
22	Anadolu Ekspo Fuar Ticaret Ltd. Şti.	63	CLUB AMATEURS D'AUTOMOBILES ANCIENNES	106	Euxenita XVI
23	Anatolia Fuar A.Ş.	64	CLUB DE LA PECHE SPORTIVE - FOREZ-VELAY	107	EVEN PRO
24	ANCCE	65	COMEXPOSIUM	108	EVENT INTERNATIONAL
25	ANGERS LOIRE TOURISME EXPO CONGRES (ALTEC) - DESTINATION ANGERS	66	COMEXPOSIUM SECURITY SAS	109	EVENTOS DEL MOTOR
26	AP EVENT	67	COMITÉ FRANÇAIS DU CAFÉ	110	Eventos del Motor, S.L.
27	ARLPC (Amicale Rétro Locomotion du Pays châtelleraudais)	68	COMMUNAUTÉ EMMAÜS POITIERS	111	Events & co
28	Artı 2 Fuarçılık Ltd. Şti.	69	COMMUNICA ORGANISATION	112	E-World
29	Artkim Fuarçılık Tic. A.Ş.	70	Crain Communications	113	Expoline Fuarçılık Ticaret Ltd.Şti.
30	Asele Uluslararası Fuar Hizmetleri San ve Dış Tic. A.Ş.	71	Çukurova Fuarçılık A.Ş.	114	Expoloji Uluslararası Fuarçılık Org. Ltd. Şti.
31	Asoc. Cultural Nexus Outsiders	72	Demos Endüstri Fuarçılık A.Ş.	115	Expomark Oy
32	Asoc. Cultural Tebuki Toy	73	DESTINATION NANCY	116	EXPONANTES
33	Asociación Vida Sana	74	Detay Fuarçılık Org. ve Tanıtım Hizmet. Ltd.Şti	117	Expono Fair & Events bvba
34	ASSOCIATION CANINE DU POITOU	75	Deutsche Messe AG	118	Exponor
35	ASSOCIATION FOIRE DE LA HAUTE-SAVOIE MONT-BLANC (ROCHEXPO)	76	DIJON CONGREXPO	119	Expoproof
36	ASSOCIATION MARATHON DE LA ROCHELLE	77	DINAMICAS DE TRANSFORMACIÓN, S.L.,	120	Eylül Fuar Org. Sergi ve Panayır Ltd.Şti
37	ATELIERS D'ART DE FRANCE	78	Dipro	121	Fairs Consult B.V.
38	Atis Fuarçılık A.Ş.	79	DIPUTACIÓN DE SALAMANCA	122	FDHPA 17
39	Atlantik Fuarçılık Organizasyon Tan.Hiz. San. Ve Tic. Ltd. Şti.	80	DIVERSIFIED COMMUNICATIONS	123	FEDEME
40	Atlas Uluslararası Fuarçılık Reklam Org. Ltd. Şti	81	Diyarbakır Fuarçılık ve Ticaret A.Ş.	124	Federal Fuar ve Kongre Yönetimi Ltd. Şti.
41	AUVERGNE EVENTS - GL EVENTS	82	DLG Fuarçılık Ltd. Şti.	125	FEIRA INTERNACIONAL DE GALICIA ABANCA
		83	Domino Fuarçılık A.Ş.	126	FERIA DE VALLADOLID
		84	Domus Medica Services		



## LISTS OF USED CODES (3/3): List of organisers

127 FERIA DE ZARAGOZA	168 HYF Fuarçılık A.Ş.	211 Kobi Fuarçılık Tanıtım ve Organizasyon Ltd. Şti
128 FERIA VALENCIA	169 Hyve Beauty Fuarçılık A.Ş	212 Koelnmesse GmbH
129 FERIASTURIAS - FERIA INTERNACIONAL DE MUESTRAS DE ASTURIAS / CÁMARA DE COMERCIO DE GIJÓN	170 HYVE Build Fuarçılık A.Ş.	213 KOEN DE VOGELAERE
130 Fespa Eurasia Fuarçılık A.Ş.	171 HYVE Fuarçılık A.Ş.	214 Koko Lahti Oy / Lahti Fair
131 FEVAL_INSTITUCION FERIA DE EXTREMADURA	172 IBS EVENT	215 Kortrijk Expo
132 FIBES_PALACIO DE CONGRESOS Y EXPOSICIONES DE SEVILLA	173 İdeal Fuarçılık Org. Ltd. Şti.	216 Kynologische Vereniging Brabo
133 FICOBA_RECINTO FERIA DE GIPUZKOA	174 IDICE SAS	217 L.E.O - LOIRE EVENEMENT ORGANISATION
134 FIRA DE BARCELONA	175 IFA_INSTITUCION FERIA Alicantina	218 LAMIFA
135 Fjuze	176 IFAB_INSTITUCIÓN FERIA DE ALBACETE	219 Landesmesse Stuttgart GmbH
136 Flotte Medien GmbH	177 IFEBA_FERIA DE BADAJOZ	220 LE SCARABEE - ROANNE
137 Focus Fuar ve Kongre Yönetimi A.Ş.	178 IFEMA MADRID	221 Lecot
138 FOIRE DE BERE - CHATEAUBRIANT	179 IFEPA_PALACIO DE FERIAS Y EXPOSICIONES DE LA REGIÓN DE MURCIA	222 LEDORADEAU
139 FOIRE INTERNATIONALE DE CLERMONT-FERRAND COURNON	180 IFEZA_INSTITUCIÓN FERIA DE LA PROVINCIA DE ZAMORA	223 Leipziger Messe GmbH
140 FOIRE-EXPOSITION DES VINS DU VAR ET DE PROVENCE	181 IFTSA_INSTITUCIÓN FERIA DE TENERIFE	224 Leipziger Messe International GmbH
141 FRANCE EVENT	182 iGaming Business	225 Lifestyle Vlaanderen
142 FYCMA_PALACIO DE FERIAS Y CONGRESOS DE MÁLAGA	183 İhtisas Fuarçılık Hizmetleri Yay.San.Tic.Ltd.Şti.	226 Likapa Fair Fuarçılık Ticaret Aş,
143 FYCMA-DIARIO SUR-CONSEJERÍA DE CULTURA Y PATRIMONIO HISTÓRICO (JUNTA DE ANDALUCÍA)	184 İkon Fuarçılık Hizmetleri A.Ş.	227 LLOBREGAT LLUDIC
144 GAYANT SPL	185 INFECAR_INSTITUCIÓN FERIA DE CANARIAS	228 Marmara Tanıtım Fuarçılık Org. Rek. ve Tic. A.Ş.
145 GGTech Entertainment	186 Info Uluslararası Fuarçılık Tan. Ve Org. A.Ş.	229 MASTERS HQ
146 GIE DISGROUP	187 INFOPRO DIGITAL	230 Media Access
147 GIE OBJECTIF TRANSPORT PUBLIC	188 INFOPROMOTION - GROUPE SOLUTIONS	231 Medya Fors Fuarçılık A.Ş.
148 GL EVENTS	189 Informa Media	232 Medya Trend Fuarçılık San. Ve Tic. Ltd. Şti.
149 GL EVENTS EQUESTRIAN SPORT	190 Infratech (INFRA, KIVO Finland, FAME, Finnish Road Association, FIWA)	233 MEGACITE - SOCIETE D'EXPLOITATION DU CENTRE D'EXPOSITION ET DE CONGRES D'AMIENS METROPOLE
150 GL EVENTS EXHIBITIONS - LYON	191 Inorex	234 Mesago Messe Frankfurt GmbH
151 GL EVENTS EXHIBITIONS - PARIS	192 INTEC	235 Messe Düsseldorf GmbH
152 GL EVENTS EXHIBITIONS - VILLENEUVE SUR LOT	193 Intergem Messe GmbH	236 Messe Frankfurt Exhibition GmbH
153 GL Events Exhibitions Fuarçılık A.Ş.	194 Internationale Vakbeurs van het Meubel Brussel vzw	237 Messe Frankfurt İstanbul Uluslararası Fuarçılık Ltd. Şti.
154 GL EVENTS EXHIBITIONS LILLE	195 İpekyolu Uluslararası Fuarçılık Ltd. Şti.	238 Messe Husum & Congress GmbH & Co. KG
155 GL EVENTS EXHIBITIONS OPERATIONS - BREST	196 İstanbul Eğitim Fuarları ve Tanıtım Ltd. Şti	239 Messe München GmbH
156 GL Platform Fuar Hizmetleri Ltd. Şti.	197 İstanbul Fuarçılık A.Ş.	240 Messe Offenbach GmbH
157 GMT Fuarçılık Ltd. Şti.	198 İZFAŞ İzmir Fuarçılık Hizmet. Kültür ve Sanat İşleri. Tic.A.Ş	241 MICROPOLIS - PARC DES EXPOSITIONS ET CONGRES DE BESANCON
158 Gold Stant Fuar Oganizasyon San Tic. Ltd. Şti.	199 İzgi Fuarçılık Ltd. Şti.	242 Mineroligische Kring Antwerpen
159 GRUPO CORREO	200 Jaarbeurs	243 MMI Eurasia Fuarçılık Ltd. Şti.
160 Hannover Fairs Turkey Fuarçılık A.Ş.	201 JOINTO ENTERTAINMENT, S.L.	244 MOBILITY FOR BUSINESS
161 Health and Beauty Media	202 JUNTA DE EXTREMADURA	245 Modef Fuarçılık Ticaret Ltd. Şti
162 HEROES Belgium	203 Kalite Fuar Yapım A.Ş.	246 MONEV
163 HHB Fuar Organizasyon Reklam A.Ş.	204 KALORIK	247 MTGSA
164 Hinte GmbH	205 Karlsruher Messe- und Kongress GmbH	248 MTP GRUPA
165 HIS Fuarçılık Hiz. Ltd. Şti.	206 Karma Fuarçılık Ltd. Şti.	249 MULHOUSE EXPO SAEML
166 Honnever Messe Sodeks Fuarçılık A.Ş.	207 Kaskon Fuarçılık Organizasyon Ltd. Şti.	250 MunichExpo Veranstaltungs GmbH
167 HUNGEXPO	208 KFA Fuarçılık A.Ş.	251 NAP Fuarçılık Ltd. Şti
	209 KG Ekip Fuar Organizasyon ve Tanıtım Hiz. Ltd. Şti.	252 NATURE & PROGRES
	210 KIELCE	



## LISTS OF USED CODES (3/3): List of organisers

253 NAUTIC FESTIVAL SA NAUTIC - SALON NAUTIQUE INTERNATIONAL DE PARIS
254 Navingo
255 Network Fuarçılık Ltd.Şti.
256 Nexfairs
257 Nobel Expo Uluslararası Fuarçılık A.Ş.
258 Nord Finland Fair
259 NOWY ADRES
260 NürnbergMesse GmbH
261 OGZ B.V.
262 Orion Fuarçılık ve Tanıtım Hizmetleri A.Ş.
263 ORLEANS VAL DE LOIRE EVENEMENTS
264 OTF Fuarçılık Ltd. Şti.
265 PAP EVENEMENTS SARL
266 PARC DES EXPOSITIONS DE GRAND POITIERS
267 PARC DES EXPOSITIONS DE PAU
268 Pars Fuarçılık Org.Sinema Gıda Ltd. Şti.
269 PC MÉDIA
270 Pi Fuarçılık A.Ş.
271 Pictura Antiquairs Nationaal
272 PIGMUR
273 Pozitif Fuarçılık A.Ş.
274 PREMIERE VISION FABRICS
275 Proaktif Fuarçılık Ltd. Şti
276 Provada
277 Q-dose events
278 RAI Amsterdam
279 REAL SOCIEDAD CANINA DE MURCIA
280 Reed Exhibitions Deutschland GmbH
281 Reed Messe Salzburg GmbH
282 Reed Tüyap Fuarçılık A.Ş.
283 REIMS EVENTS
284 Rem Fuar Sergi ve Panayır Tanıtım Ltd.Şti.
285 Renkli Fuarçılık Ltd. Şti.
286 REXOR GmbH
287 Rota Exhibitions Turkey Fuarçılık A.Ş.
288 Rotterdam Ahoy
289 Rupture Events
290 RX FRANCE
291 SAFI
292 SAFIM MARSEILLE
293 Saha Expo Fuarçılık Hizmetleri AŞ
294 SAINT-ETIENNE EVENEMENTS (GL EVENTS)

295 Sanicoop cvba
296 SAVOIEXPO - CHAMBERY
297 Second Events
298 Sepe y Fundae
299 Shark Events Leader, S.L.
300 Shov Fuarçılık Ltd. Şti
301 SIAL (GROUPE COMEXPOSIUM)
302 Sky Fuarçılık A.Ş.
303 SNS Fuarçılık Tan. Org. Rek. Yay. San. Tic. Ltd. Şti
304 SOCIEDAD CANINA DE ALICANTE
305 SOGOFIF
306 Soysal Fuarçılık Tan. Org. Ltd. Şti.
307 SPACE
308 SPAS ORGANISATION
309 SPL OCCITANIE EVENTS
310 ST Alternatif Fuarçılık ve Organizasyon Tic. Ltd.Şti.
311 Start Fuarçılık Organizasyon Ltd. Şti.
312 STG Group
313 stoffenspektakel
314 STRASBOURG EVENEMENTS
315 Tampere Trade Fairs Ltd
316 TARBES EXPO PYRENEES CONGRES
317 Targi w Krakowie
318 Tarsus Turkey Fuarçılık A.Ş.
319 TDK Fuarçılık Org. Ltd. Şti
320 TechEx Events
321 Tema Fuarçılık A.Ş.
322 Tepe Fuarçılık A.Ş.
323 Termin Fuarçılık Ltd. Şti.
324 TG Ekspo Uluslararası Fuarçılık A.Ş.
325 the Agency for Innovation and Development of Andalusia (IDEA)
326 The Finnish Fair Corporation
327 The Finnish Housing Fair Co-op Organisation
328 Thor Expo Fuarçılık Hizmet. A.Ş.
329 Tisséade
330 TIZ EXPO
331 TOURS EVENEMENTS - GRAND-HALL - PARC DES EXPOSITIONS
332 Turab Fuarçılık Reklam Organizasyon Hizmetleri A.Ş.
333 Tureks Uluslararası Fuarçılık A.Ş.
334 Turizm Medya Grubu Fuarçılık A.Ş.
335 Turku Fair Center
336 TÜRSAB Fuarçılık Hizmetleri Tic.A.Ş.
337 Tüyap Adana Fuarçılık A.Ş.

338 Tüyap Bursa Fuarçılık A.Ş.
339 Tüyap Tüm Fuarçılık Yapım A.Ş.
340 UBM İstanbul Fuarçılık ve Gösteri Hizmetleri A.Ş.
341 UBM Rotaforte Uluslararası Fuarçılık A.Ş.
342 UCIA EXPOS SAS - CHALONS-EN-CHAMPAGNE
343 Uitgeverij Baeckens Books
344 ULTRALAM
345 Ulusal Fuarçılık Organizasyon Tic. Ltd. Şti.
346 Unión de Empresas Náuticas. FV socio estratégico
347 Us Fuarçılık ve Org. Ltd. Şti.
348 Vav Fuarçılık Ltd. Şti.
349 VERDUN EXPO MEUSE
350 VERONAFIERE Spa
351 Via Fuarçılık A.Ş.
352 VIGNERONS INDEPENDANTS DE FRANCE
353 Vizyon Elite Fuarçılık ve Org. Ltd. Şti.
354 Vlarío VZW
355 Voli Fuar Hizmetleri A.Ş.
356 V-Trade Exhibitions
357 WAMO
358 WILMA PRODUCCIONES
359 WSN DEVELOPPEMENT SAS
360 ZEB
361 ZIAD
362 Zümrüt Fuarçılık Tan. Org. San. Ve Tic. Ltd. Şti.
363 Zurich Marató

# CITIES WITH EVENTS IN 2021, BY COUNTRY

page n°

<b>Austria</b>	
Linz .....	34
Salzburg .....	41
<b>Belgium</b>	
Antwerp .....	21
Brussels .....	23,46
Ghent .....	26
Namur .....	37
Nekkerhal Mechelen .....	38
<b>Denmark</b>	
Copenhagen .....	46
<b>Finland</b>	
Helsinki .....	27
Kalajoki .....	33
Lahti .....	34
Lohja .....	34
Rovaniemi .....	41
Tampere .....	42
Turku .....	43
<b>France</b>	
Ales .....	19
Amiens .....	19
Angers .....	20
Annecy .....	20
Besançon .....	22
Biarritz .....	22
Bordeaux .....	23
Bourg-en-Bresse .....	23
Brest .....	23
Brignoles .....	23
Caen .....	24
Cannes .....	24
Chalon-sur-Saone .....	24
Chambéry .....	24
Chateaubriant .....	24
Cherbourg .....	25
Clermont-Ferrand .....	25
Colmar .....	25
Dijon .....	25
Douai .....	25
La Rochelle .....	34
Le Havre .....	34
Le Mans .....	34
Lille .....	34
Limoges .....	34
Lyon .....	34
Marseille .....	37

Metz .....	37
Montluçon .....	37
Montpellier .....	37
Mulhouse .....	37
Nancy .....	38
Nantes .....	38
Orleans .....	38
Paris .....	38
Pau .....	39
Poitiers .....	39
Quimper .....	40
Reims .....	40
Rennes .....	40
Roanne .....	40
Roche sur Foron .....	40
Rouen .....	41
Saint-Brieuc .....	41
Saint-Etienne .....	41
Saint-Malo .....	41
Strasbourg .....	42
Tarbes .....	42
Toulouse .....	43
Tours .....	43
Vannes .....	44
Verdun .....	44
Vertou .....	44
<b>Germany</b>	
Berlin .....	22
Düsseldorf .....	25,46
Frankfurt am Main .....	46
Hannover .....	46
Hamburg .....	27
Husum .....	27
Idar-Oberstein .....	27
Karlsruhe .....	33
Köln .....	33,46
Leipzig .....	34
Magdeburg .....	36
München .....	37
Nürnberg .....	38,47
Offenbach .....	47
Stuttgart .....	42,47
<b>Hungary</b>	
Budapest .....	23
Debrecen .....	25
<b>Italy</b>	
Verona .....	44

<b>Poland</b>	
Bednary .....	22
Bielsko Biala .....	22
Gdansk .....	26
Kielce .....	33
Krakow .....	34
Poznan .....	39
Swiebodzin .....	42
Warsaw .....	44
Wroclaw .....	45
<b>Portugal</b>	
Lisbon .....	46
Oporto .....	38
<b>Spain</b>	
A Coruña .....	19,46
Albacete .....	19,46
Badajoz .....	21
Barcelona .....	21,46
Bilbao .....	22
Cocentaina .....	25
Don Benito .....	25,46
Elche .....	26
Gijón .....	27
Irun .....	27
Jeréz de la Frontera .....	32
Las Palmas De Gran Canaria .....	34,46
Madrid .....	35,46
Málaga .....	36,47
Salamanca .....	47
Santa Cruz De Tenerife .....	41
Santander .....	41
Sevilla .....	41
Silleda .....	42
Torre Pacheco .....	43
Valencia .....	43,48
Valladolid .....	44
Zamora .....	45
Zaragoza .....	45
<b>The Netherlands</b>	
Amsterdam .....	19
Den Bosch .....	25
Gorinchem .....	27
Hardenberg .....	27
Rotterdam .....	40
Utrecht .....	43,46
Venray .....	93

<b>Turkey</b>	
Adana .....	19
Adiyaman .....	19
Ankara .....	20
Antalya .....	20
Burdur .....	23
Bursa .....	23
Çanakkale .....	24
Çorum .....	25
Denizli .....	25
Diyarbakir .....	25
Eskişehir .....	26
Gaziantep .....	26
Isparta .....	28
Istanbul .....	28
İzmir .....	32
Kahramanmaraş .....	32
Kayseri .....	33
Kırklareli .....	33
Konya .....	33
Malatya .....	37
Manisa .....	37
Mardin .....	37
Mersin .....	37
Muğla .....	37
Osmaniye .....	38
Sakarya .....	41
Samsun .....	41
Şanlıurfa .....	41
Sivas .....	42
Tekirdağ .....	42
Tokat .....	42
Uşak .....	43
Van .....	44
Yozgat .....	45



**2021 EVENTS BY CITY**
**Physical events**

	Interval Year	Opening date	Closing date	Space						Exhibitors				Visitors/Visits (*)		Organizer	Auditor	Industry sector		
				Rented Space (sq.m)						Exhibitors with their own stands		Represented firms		Admission for Trade/Public	Total					
				Total	Halls		Open air		from ... countries	Total	Foreign/International (*)	Total	Foreign/International (*)		Total					Foreign/International (*)
					Total	Foreign/International (*)	Total	Foreign/International (*)						Total						
<b>A Coruña (E)</b>																				
	1	12/11	14/11	9 500	9 500	0	0	0	1	70	0	0	0	P	7 400		87		12, 13	
	2x1	6/11	7/11	7 800	7 800	0	0	0	1	80	0	0	0	P	9 000		201		3	
	2x1	26/11	28/11	11 250	11 250	0	0	0	1	18	0	0	0	P	8 000		110		16	
	1	3/12	8/12	10 000	10 000	0	0	0	1	126	0	0	0	P	6 200		299		27	
<b>Adana (TR)</b>																				
	1	11/8	11/8	307	307	0				22	0		0	T/P	1 608	0	94	9	8	
	1	2/11	6/11	10 333	10 333	0			6	90	0		9	T/P	183 245	264	71, 337	9	1	
	1	2/11	6/11	1 434	1 434	0				36	0		0	T/P	108 693	264	337	9	1	
	1	15/12	18/12	416	416	0				29	0		0	T/P	1 732	0	98	9	2	
	1	18/11	21/11	9 000	9 000	0				62	0		0	T/P	20 000	1 000	311	9	14	
<b>Adiyaman (TR)</b>																				
	1	2/4	12/4	1 000	1 000	0				35	0		0	T/P	25 000	0	232	9	2	
	1	10/12	19/12	1 200	1 200	0				55	0		0	T/P	80 000	0	232	9	2	
	1	22/9	26/9	4 000	4 000	0				92	0		0	T/P		0	232	9	1	
<b>Albacete (E)</b>																				
	1	16/10	17/10	248	248	0	0	0	1	36	0	0	0	P	7 500		31, 176	7	3	
	1	13/11	14/11	177	177	0	0	0	1	48	0	0	0	P	9 214		32, 176	7	3	
	1	7/9	19/9	352	0	0	352	8	2	44	1	0	0	P			176	7	3	
	1	4/9	5/9	80	80	0	0	0	1	25	0	0	0	T/P	985		12		1	
<b>Ales (F)</b>																				
	1	19/11	21/11	1 706	1 706	36			1	129	3			P	16 703		57	5	2	
<b>Amiens (F)</b>																				
	1	14/10	18/10	5 025	3 648	27	1 377		2	173	3			P	18 045		233	5	27	
<b>Amsterdam (NL)</b>																				
	2	2/11	5/11	12 583	12 583	11 203			42	428	376			T	11 474	5 500	278		5,10,19	
	1	20/10	21/10	6 040	6 040	6 040			33	250	240			T	4 200		189		20	
	1	2/11	4/11							151				T	3 202		90		15	
	1	28/9	30/9	1 830	1 830	468			16	95	30			T	4 200	1 670	278		1,5,19	
	1	29/9	30/9	2 820	2 820	2 778			29	110	107			T	4 500	0	182		3, 21	
	1	23/11	24/11	2 100	2 100	1 750			27	150	140			T	2 800		320		21	
	1	18/11	22/11	10 074	10 074	10 074			0	200	0			P	40 000		229		3, 12, 13, 14, 24, 27	
	1	16/11	18/11	15 600	15 600	13 416			31	917	789			T	14 065	7 313	278		19, 26	
	1	26/10	27/10	6 048	6 048	1 000			14	200	50			T	4 500	1 000	254		9	
	1	17/11	18/11							60				T	862		90		10	
	1	13/11	21/11	6 500	6 500	500			3	123	3			P	29 000	5 800	271		3	

(\*) Please refer to each national definition given at the beginning of the report

## 2021 EVENTS BY CITY

### Physical events

	Interval Year	Opening date	Closing date	Space						Exhibitors				Visitors/Visits (*)		Organizer	Auditor	Industry sector		
				Rented Space (sq.m)			Exhibitors with their own stands			Represented firms		Admission for Trade/Public	Total							
				Total	Halls	Open air	Total	Foreign/International (*)	from ... countries	Total	Foreign/International (*)		Total	Foreign/International (*)						
<b>Amsterdam (NL)</b>																				
	1	4/11	5/11	2 665	2 665	2 193			24	171	143			T	3 500	2 800	70		10	
	1	26/10	28/10	9 885	9 885	0			4	190	6			T	21 000	0	276		15	
	1	16/11	18/11	4 673	4 673	4 019			19	275	237			T	see Metstrade	see Metstrade	278		19, 26	
<b>Angers (F)</b>																				
	1	11/09	12/09	1 255	1 255	30			2	131	2			P	11 672		25	5	3	
	1	23/11	25/11	4 817	4 817	165			8	389	12	71		T	4 373	87	107	4	19	
	1	03/12	06/12	1 338	1 338					111				P	8 096		155	5	2	
<b>Ankara (TR)</b>																				
	1	16/6	30/6	10 000	10 000					36	0		0	T/P	80 000	0	120	9	8	
	1	22/10	31/10	10 000	10 000	0				120	0		0	T/P	420 000	0	120	9	8	
	1	7/8	8/8	496	496	0				30	0		0	T/P	5 840	0	94	9	8	
	1	16/9	19/9	29 000	29 000	410				164	11		34	T/P	63 420	1 620	186	9	1	
	1	29/3	3/4	5 925	5 925	123			21	93	6		30	T/P	28 500	1 300	38	9	3	
	1	16/6	30/6	1 200	1 200	0				38	0		0	T/P	80 000	0	284	9	3	
	1	9/6	12/6	3 764	3 764	0				123	0		2	T/P	70 000	0	226	9	21	
	1	14/10	17/10	800	800	0				38	0		0	T/P	6 127	500	270	9	1	
	1	18/12	30/12	2 400	2 400	240				180	20		0	T/P		0	284	9	27	
<b>Annecey (F)</b>																				
	1	17/12	19/12	399	399					59				P	781		155	5	2	
<b>Antalya (TR)</b>																				
	1	2/6	4/6	3 930	3 930	0				86	0		7	T/P	4 652	1 374	96	9	25	
	1	3/11	5/11	3 715	3 715	0				82	0		7	T/P	4 930	2 446	96	9	11	
	1	15/10	24/10	2 925	2 925	0				74	0		0	T/P	589 786	0	251	9	8	
	1	16/6	19/6	4 700	4 700	0				50	0		0	T/P	2 000	1 800	85	9	25	
	1	10/8	10/8	312	312	0				22	0		0	T/P	1 840	0	94	9	8	
	1	30/9	3/10	5 000	5 000	0			2	50	0		10	T/P	8 250	165	158, 347	9	14	
	1	11/11	13/11	3 574	3 574	0				61	0		3	T/P	12 757	702	19	9	10	
	1	27/10	28/10	7 200	7 200	792			24	135	20		32	T/P	9 843	2 160	157	9	3	
	1	30/9	3/10	2 750	2 750	0				20	0		0	T/P	3 000	0	158, 347	9	14	
	1	13/10	15/10	10 012	10 012	478			14	199	10		13	T/P	13 250	1 632	83	9	9	
	1	13/10	15/10	714	714	0				21	0		0	T/P	6 200	350	83	9	9	
	1	22/9	25/9	5 137	5 137	66			5	86	2		16	T/P	4 119	349	168	9	12	
	1	24/11	27/11	27 509	27 509	1 886			23	507	88		143	T/P	53 640	7 455	340	9	1	
	1	17/11	19/11	1 675	1 675	64			8	67	4		7	T/P	2 700	253	97	9	21	
	1	26/4	27/4	4 436	4 436	600			14	130	23		1 200	T/P	4 150	1 600	157	9	4	
	1	12/12	16/12	2 000	2 000	0				109	0		0	T/P	350	300	353	9	3	
	1	26/6	29/6	2 645	2 645	0				60	0		0	T/P	950	950	319	9	24	
	1	2/12	5/12	2 718	2 718	0				61	0		0	T/P	870	870	319	9	24	

(\*) Please refer to each national definition given at the beginning of the report

**2021 EVENTS BY CITY**
**Physical events**

	Interval Year	Opening date	Closing date	Space					Exhibitors					Visitors/Visits (*)		Organizer	Auditor	Industry sector		
				Rented Space (sq.m)					Exhibitors with their own stands			Represented firms		Admission for Trade/Public	Total					
				Total	Halls	Open air	from ... countries	Total	Foreign/International (*)	Total	Foreign/International (*)	Total	Foreign/International (*)							
<b>Antalya (TR)</b>																				
Turkey Tourism Procurement Exhibition	1	24/3	27/3	1 555	1 555	9		1	114	1		19	T/P	4 010	6	19	9	3		
Walnut Turkey 2 - 2th Walnut Growing Technologies, Marketing, Products and Trade	1	25/5	28/5	879	879	0		4	29	0		6	T/P	2 135	62	98	9	1		
YOREX - Regional Products Fair	1	20/10	24/10	7 841	7 841	0		1	161	0		1	T/P	342 496	0	114	9	27		
<b>Antwerp (BE)</b>																				
Art Antwerp	1	16/12	19/12	8 000				6	56	17	56	17	P	9 634	1 420	89		3		
Babydays	1	25/9	26/9	2 000				2	40	2	40	2	P	1 400	0	58		3		
Baeckens Books Outlet	1	4/6	6/6	6 000				1	1	0	1	0	P	500	0	46		8		
Beurs Brico	1	15/3	16/3	500				1	12	0	12	0	T	250	0	55		5		
Contactdagen Kortrijk Expo	2	13/10	14/10	6 000				1	82	0	82	0	T	2 400	0	215		4		
Domus Medica	1	9/10	9/10	6 000				2	62	5	62	5	T	970	0	84		22		
Kattentoonstelling	1	28/11	28/11	2 650				1	70	0	70	0	P	700	0	48		3		
Lees!	1	31/10	11/7	10 000				1	30	0	30	0	P	24 120	270	89		8		
Lego Tentoonstelling	1	20/11	21/11	4 000				2	56	4	56	4	P	8 800	370	50		13		
Mega Outlet Beurs	1	8/10	10/10	6 500				1	11	0	11	0	P	2 500	0	117		25		
Militaria	2x1	12/12	12/12	2 650				1	58	0	58	0	P	800	0	78		3		
Minerant	1	25/9	26/9	3 800				3	82	8	82	8	P	1 925	129	242		9		
Rashondentoonstelling	1	21/8	22/8	6 000				4	125	25	125	25	P	1 840	150	216		3		
Rexor	2x1	26/8	26/8	6 000				4	124	28	124	28	T	500	120	286		25		
Rexor	2x1	11/2	11/2	6 000				4	132	30	132	30	T	550	125	286		25		
Rommelant	4x1	11/9	12/9	3 000				1	82	0	82	0	P	2 100	0	191		3		
Rommelant	4x1	13/11	14/11	3 800				1	104	0	104	0	P	2 850	0	191		3		
Rommelant	4x1	2/10	3/10	3 800				1	98	0	98	0	P	2 500	0	191		3		
Sanicoop	1	16/11	18/11	6 500				3	78	6	78	6	T	650	0	295		5		
Spel Plezier	1	20/11	20/11	3 800				2	44	8	44	8	P	4 200	150	6		13		
Stock Outlet Zeb	2x1	30/4	2/5	2 000				1	1	0	1	0	P	4 800	0	360		25		
Stock Outlet Zeb	2x2	17/9	19/9	2 000				1	1	0	1	0	P	4 600	0	360		25		
Stoffenspektakel	2x1	26/9	26/9	6 000				3	76	55	76	55	P	3 300	0	313		25		
Supply Chain Innovations	1	7/10	7/10	4 000				3	74	8	74	8	T	750	90	230		26		
Transport & Logistics	2	19/10	21/10	18 500				9	222	28	223	28	T	6 322	746	89		26		
Vlario	1	21/9	21/9	3 000				3	60	5	60	5	T	840	0	354		5		
<b>Badajoz (E)</b>																				
XII FERIA DEL CABALLO Y DEL TORO. ECUEXTRE 2021	1	3/6	20/6	6 964	211	0	0	0	1	6	0	0	T/P	987		177	7	3		
XXX FERIA DE LA CAZA, PESCA Y NATURALEZA IBÉRICA.FECIEIX 2021	1	16/9	19/9	5 035	2 524	221	0	0	4	78	13	0	P	27 566		177	7	3		
XXXI FERIA HISPANO-PORTUGUESA	1	4/11	7/11	2 173	2 173	832	0	0	2	139	35	0	P	19 552		177	7	27		
<b>Barcelona (E)</b>																				
AUTOMOBILE BARCELONA	2	30/9	10/10	23 813	13 868	732	0	0	4	62	6	3	T/P	54 468	1 313	134	7	16		
B-TRAVEL (TURISMO)	1	11/6	13/6	3 657	2 582	28	0	0	5	55	4	20	P	5 775	53	134	7	6		
CARAVANING	2	16/10	24/10	31 126	25 848	4 341	0	0	6	98	14	32	P	52 437	725	134	7	3		
COSMETORIUM	1	20/10	21/10	2 800	2 800	0	0	0	1	100	0	0	T	3 200	0	12		14		
EAS IAAPA EXPO EUROPE		28/9	30/9	12 759	12 759	12 121	0	0		439	417	0	T	8 500	7 650	12		3		
EFINTEC	1	21/10	22/10	6 700	6 700	0	0	0	1	150	0	0	T	6 000	0	12		21		
EQUIPLAST	3	14/9	17/9	7 051	7 051	1 722	0	0	10	132	42	16	T	4 444	292	134	7	17		

(\*) Please refer to each national definition given at the beginning of the report

## 2021 EVENTS BY CITY






### Physical events

	Interval Year	Opening date	Closing date	Space						Exhibitors						Visitors/Visits (*)		Organizer	Auditor	Industry sector		
				Rented Space (sq.m)						Exhibitors with their own stands			Represented firms			Admission for Trade/Public	Total					
				Total	Halls		Open air		from ... countries	Total	Foreign/International (*)	Total	Foreign/International (*)	Total	Foreign/International (*)		Total					Foreign/International (*)
<b>Barcelona (E)</b>																						
		1	7/7	8/7	14 485	14 485	1 449	0	0		100	10	0	0	T	7 500	750	12		21		
		3	14/9	17/9	421	421	102	0	0	4	19	5	1	1	T	523	32	134	7	17		
		1	5/11	7/11	1 849	1 849	0	0	0	1	11	0	0	0	P	20 325		134,363	7	3		
		3	14/9	17/9	8 663	5 137	689	0	0	7	137	20	17	3	T	7 276	489	134	7	17		
		2	18/10	20/10	7 972	4 647	90	0	0	6	170	10	117	0	T	12 886	590	134	7	2		
		1	12/11	14/11	6 080	6 080	0	0	0	1	37	0	0	0	P	2 000	0	12		3		
		1	30/11	2/12	7 800	7 800	5 460	0	0	70	1 200	840	0	0	T	7 000	2 800	12		6		
			8/11	11/11	2 800	2 800	840	0	0		40	12	0	0	T	2 000	200	12		22		
		1	1/6	2/6	7 000	7 000	1 400	0	0		80	16	0	0	T	5 000	1 000	12		21		
		1	29/10	1/11	27 265	27 265	0	0	0	1	120	0	0	0	P	122 000	0	12		3		
		1	28/6	1/7	34 090	19 150	11 490	0	0		300	180	0	0	T	30 000	12 000	12		21	See note	
		1	11/6	13/6	14 485	14 485	0	0	0	1	110	0	0	0	P	3 500	0	12		3		
			16/11	17/11	1 200	1 200	480	0	0		74	30	0	0	T	2 000	400	12		5		
		1	3/12	5/12	7 000	7 000	0	0	0	1	150	0	0	0	P	10 000	0	12		25		
		1	9/11	11/11	4 039	0	0	0	0	1	106	0	0	0	P	4 043	0	15,134	7	8		
		1	12/10	17/10	16 912	0	0	15 176	3 716	11	189	26	8	1	P	27 728	2 296	134	7	3		
			21/9	24/9	14 485	14 485	13 037	0	0		200	180	0	0	T	6 000	5 400	12		3		
		1	19/11	20/11	293	237	0	0	0	1	14	0	0	0	P	20 000	0	12		3		
		1	7/10	10/10	1 200	1 200	0	0	0	1	80	0	0	0	P	2 000	0	12		3		
		1	1/10	3/10	14 485	14 485	2 897	0	0		150	30	0	0	T/P	13 000	1 300	12		15		
<i>Note: together with "4YFN - Four Years From Now, Mobile entrepreneurship event build mobile ideas and startups". The event was held in a hybrid form</i>																						
<b>Bednary (PL)</b>																						
		1	24/9	26/9	104 963	312	12	104 651	7 693	19	537	60			T/P	125 348		272	3	1		
<b>Berlin (D)</b>																						
		1	11/10	13/10	3 210	3 210	249			33	198	149			T	7 755	3 957	280	6	2		
<b>Besancon (F)</b>																						
		1	11/11	14/11	546	546					30				P	2 481		241	5	3		
		1	23/09	24/09	1 609	1 609					120				T	2 041		241	5	4		
		1	15/10	17/10	3 343	3 268		75			171				P	9 149		241	5	13		
		1	11/09	12/09	2 196	2 196					104				P	2 726		241	5	3		
<b>Biarritz (F)</b>																						
		1	03/09	06/09	588	588					62				P	3 363		155	5	2		
<b>Bielsko Biala (PL)</b>																						
		1	14/9	16/9	8 381	4 972	1 104	3 409	720	11	286	47			T	7 440		361	3	19		
<b>Bilbao (E)</b>																						
		1	26/10	28/10	1 077	1 077	93	0	0	16	48	6	49	37	T	incl. in "SUBCONTRATACIÓN"		5,49	7	19		
		1	26/10	28/10	626	626	0	0	0	1	71	0	10	0	T	incl. in "SUBCONTRATACIÓN"		49	7	19		
		1	28/5	30/5	1 350	1 350	0	0	0	1	9	0	0	0	P	9 118	0	49	7	3		
		2x1	10/4	11/4	3 088	3 088	0	0	0	3	75	4	0	0	T/P	4 755	0	49,227	7	3		
		2x1	23/10	24/10	4 040	4 040	0	0	0	3	98	6	0	0	T/P	4 694	0	49,227	7	3		
		1	1/10	3/10	1 920	1 920	0	0	0	1	114	0	50	0	T/P			49	7	6		

(\*) Please refer to each national definition given at the beginning of the report

## 2021 EVENTS BY CITY

### Physical events

	Interval Year	Opening date	Closing date	Space						Exhibitors				Visitors/Visits (*)		Organizer	Auditor	Industry sector		
				Rented Space (sq.m)						Exhibitors with their own stands		Represented firms		Admission for Trade/Public	Total					
				Total	Halls		Open air		from ... countries	Total	Foreign/International (*)	Total	Foreign/International (*)		Total					Foreign/International (*)
<b>Bilbao (E)</b>																				
	1	15/6	17/6	1 230	1 230	0	0	0	1	43	0	0	0	T			12		2	
	1	30/9	3/10	15 200	15 200	0	0	0	1	30	0	0	0	P			49,159	7	16	
	2	23/11	25/11	207	207	0	0	0	1	16	0	0	0	T			12		19	
	2	26/10	28/10	554	554	64	0	0	9	29	5	13	12	T	incl. in "SUBCONTRATACIÓN"		49	7	19	
	2x1	3/7	3/7	1 529	208	0	0	0	1	13	0	0	0	P			12		3	
	2x1	2/10	2/10	1 805	484	0	0	0	1	17	0	0	0	P			12		3	
	2	26/10	28/10	521	521	88	0	0	7	29	6	11	8	T	incl. in "SUBCONTRATACIÓN"		49,88	7	19	
	2	26/10	28/10	359	359	12	0	0	12	16	1	36	32	T	incl. in "SUBCONTRATACIÓN"		49,88	7	19	
	1	12/11	14/11	5 970	5 970	114	0	0	2	110	4	0	0	P		13 686	0	49,109	7	16
	2	19/10	21/10	306	306	0	0	0	1	24	0	0	0	T		397	37	49	7	19
	2	26/10	28/10	2 709	2 709	0	0	0	21	189	27	130	86	T		7 812	296	49	7	19
	2	5/10	7/10	758	758	29	0	0	8	58	4	31	28	T		1 024	58	49	7	1.26
<b>Bordeaux (F)</b>																				
	1	21/09	23/09	1 142	1 142	54				196	12			P		3 756	73	256	4	10
<b>Bourg-en-Bresse (F)</b>																				
	1	01/10	04/10	1 689	1 689					81				P		3 814		13	4	13
<b>Brest (F)</b>																				
	1	11/11	14/11	3 143	3 143	9			1	257	1			P		26 956		155	5	2
	1	01/10	04/10	3 989	3 989					142				P		11 958		155	5	13
<b>Brignoles (F)</b>																				
	1	09/10	17/10	11 152	2 836		8 316	18		192	1			P		29 212		140	5	27
<b>Brussels (BE)</b>																				
	1	7/11	10/11	31 988					11	164	101	164	101	T		16 171	9 848	194		12
<b>Budapest (HU)</b>																				
	2x1	5/11	7/11	1 674	1 664	387	10	0	7	65	15			P		4 305		167	3	12
<b>Burdur (TR)</b>																				
	1	1/7	4/7	13 000	13 000	0				104	0		0	T/P		3 015	0	156	9	1
<b>Bursa (TR)</b>																				
	1	5/4	9/4	17 048	17 048	0				168	0		0	T/P		15 208	1 821	245	9	12
	1	4/10	9/10	16 689	16 689	0				157	0		0	T/P		16 847	1 928	245	9	12
	1	25/3	28/3	4 150	4 150	0			3	61	0		3	T/P		1 257	37	275	9	19
	1	5/8	5/8	383	383	0				25	0		0	T/P		2 100	0	94	9	8
	1	24/11	27/11	1 285	1 285	0			14	37	0		49	T/P		32 248	1 315	338	9	18
	1	5/10	9/10	876	876	0			6	34	0		6	T/P		24 105	912	338	9	1

(\*) Please refer to each national definition given at the beginning of the report

**2021 EVENTS BY CITY**
**Physical events**

	Interval Year	Opening date	Closing date	Space					Exhibitors					Visitors/Visits (*)		Organizer	Auditor	Industry sector	
				Rented Space (sq.m)					Exhibitors with their own stands		Represented firms		Admission for Trade/Public	Total					
				Total	Halls		Open air		from ... countries	Total	Foreign/International (*)	Total		Foreign/International (*)	Total				Foreign/International (*)
					Total	Foreign/International (*)	Total	Foreign/International (*)											
<b>Bursa (TR)</b>																			
Bursa Agriculture 2021 19th International Agriculture, Seed Raising, Sapling And Dairy Industry Fair Garden Technologies and Beekeeping Sepical Section	1	5/10	9/10	18 518	18 518	6			9	146	1		29	T/P	173 610	912	338	9	1
Bursa Metal Processing Technologies Fair 20th International Metal Processing Machines, Welding, Robotic Technologies and Related Industries Fair (Warehouse, Handling Special Section)	1	24/11	27/11	8 676	8 676	0			16	134	0		51	T/P	32 248	1 315	338	9	19
Bursa Sheet Metal Processing Technologies Fair 13rd International Sheet Metal, Pipe Profile Processing Technologies And Related Industries Fair	1	24/11	27/11	8 086	8 086	0			8	63	0		16	T/P	32 248	1 315	338	9	19
BURSA TEXTILE SHOW (Bursa Fashion Fabric & Accessories Fair)	1	19/10	21/10	3 200	3 200	0				111	0		0	T/P	3 171	609	208	9	25
BURSAF/ 5. Bursa Shoe and Leather Products Fair	1	10/11	13/11	1 026	1 026	0				25	0		0	T/P	591	15	255	9	25
Şanlıurfa Book Fair	1	3/12	12/12	10 000	10 000	0				65	0		0	T/P	350 000	0	120	9	8
TURFOOD / 3. Bursa Food Fair	1	16/9	18/9	1 272	1 272	0				45	0		0	T/P	1 426	20	255	9	2
<b>Caen (F)</b>																			
GEEK DAYS - CAEN	1	16/10	17/10	707	707	48			3	54	3			P	9 786		154	5	3
VINS ET GASTRONOMIE - CAEN	1	08/10	10/10	1 467	1 467					148				P	9 374		155	5	2
<b>Çanakkale (TR)</b>																			
10. Biga Agriculture, Livestock and Technology Fair	1	1/10	3/10	19 000	19 000	0				121	0		0	T/P	90 000	0	285	9	1
Canakkale 4.Agriculture Technology Fair	1	15/9	18/9	2 250	2 250	0				25	0		0	T/P	12 420	0	11	9	1
<b>Cannes (F)</b>																			
CANNES YACHTING FESTIVAL	1	07/09	12/09	74 877	23 085	14 964	51 792	39 003	37	471	295	342	405	P	53 014		290	5	3
E-SPORTS - CANNES	1	13/10	15/10	9	9	9			1	1	1			T	736	612	290	5	3
MAPIC - CANNES	1	30/11	02/12	3 126	3 126	2 301			31	253	193			T	3 295	1 677	290	5	15
MARCHE DU FILM	1	06/07	15/07	1 205	1 205	782			24	99	73			T	8 085	6 420	305	5	21
MIPCOM - CANNES	1	11/10	14/10	5 254	5 254	3 691			46	606	478			T	3 411	2 889	290	5	21
MIPIM - CANNES	1	07/09	08/09	1 328	1 328	878			30	209	127			T	2 774	1 198	290	5	15
<b>Chalon sur Saône (F)</b>																			
FOIRE EXPOSITION - CHALONS EN CHAMPAGNE	1	03/09	13/09	55 888	9 513	147	46 375	519	9	521	13			P	150 860		342	5	27
MARIAGE - CHALONS EN CHAMPAGNE	1	06/11	07/11	423	423	9			1	36	1			P	2 190		342	5	4
VINS ET SAVEURS - CHALON SUR SAONE	1	19/11	21/11	474	420		54			55				P	3 532		103	5	2
<b>Chambery (F)</b>																			
ALPIPRO	1	09/06	10/06	3 406	2 647	81	759		4	199	7			T	2 023	49	296	5	5
FOIRE EXPOSITION - CHAMBERY	1	10/09	20/09	18 486	8 068	27	10 418		2	263	2			P	47 916		296	5	27
SAVEURS & TERROIRS - CHAMBERY	1	26/11	28/11	2 683	2 653	36	30		1	136	3			P	13 911		296	5	2
VINS ET GASTRONOMIE - CHARTRES	1	22/10	24/10	1 457	1 457					119				P	11 040		155	5	2
<b>Chateaubriant (F)</b>																			
BOURSE D'ÉCHANGE PIECES AUTO MOTO RETRO - CHATELLERAULT	1	12/06	13/06	5 398	5 398					156				P	1 250		27	4	3
BRADERIE - CHATELLERAULT	2x1	22/07	25/07	1 066	1 066					1				P	1 300		100	4	27
BRADERIE - CHATELLERAULT	2x1	22/10	24/10	1 066	1 066					1				P	4 400		100	4	3
FOIRE DE BÉRÉ - CHATEAUBRIANT	1	10/09	13/09	30 777	1 891		28 886			421				P	36 839		138	5	27
MAISON HABITAT JARDIN DECO - CHATELLERAULT	1	24/09	26/09	1 376	1 376					70				P	2 912		217	4	13

(\*) Please refer to each national definition given at the beginning of the report




**2021 EVENTS BY CITY**
**Physical events**

	Interval Year	Opening date	Closing date	Space						Exhibitors				Visitors/Visits (*)		Organizer	Auditor	Industry sector	
				Rented Space (sq.m)						Exhibitors with their own stands		Represented firms		Admission for Trade/Public	Total				
				Total	Halls		Open air		from ... countries	Total	Foreign/International (*)	Total	Foreign/International (*)		Total				Foreign/International (*)
					Total	Foreign/International (*)	Total	Foreign/International (*)						Total					
<b>Cherbourg (F)</b>																			
VINS ET GASTRONOMIE - CHERBOURG	1	10/12	12/12	270	270						43			P	4 056		155	5	2
<b>Clermont Ferrand (F)</b>																			
FOIRE INTERNATIONALE - CLERMONT-COURNON	1	11/09	19/09	23 412	8 300	93	15 112	100	8	345	17	1		P	50 973		139	5	27
TATOUAGE - AUVERGNE	1	27/11	28/11	756	756					197				P	6 616		41	5	3
VINS DES VIGNERONS INDEPENDANTS - CLERMONT FERRAND	1	15/10	17/10	807	807					134				P	5 087		352	5	1
<b>Cocentaina (E)</b>																			
FIRA DE TOTS SANTS	1	29/10	7/11	56 852	0	0	51 167	0	2	711	3	0	0	T/P	559 915		43	7	27
<b>Colmar (F)</b>																			
SEPEM INDUSTRIE - COLMAR	1	15/06	17/06	4 832	4 832	192			7	366	18	61	2	T	2 799	99	107	4	19
VINS ET GASTRONOMIE - COLMAR	1	22/10	24/10	366	366					52				P	3 622		155	5	2
<b>Çorum (TR)</b>																			
Çorum Agricultural Fair 2021- Agricultural, Stock and Food Farming Fair of Çorum and Live Animal Fair	1	21/10	24/10	22 200	22 200	0				180	0		0	T/P	150 000	0	40	9	1
Çorum Beauty Fair	1	6/7	8/7	3 800	3 800	0				33	0		10	T/P	3 000	10	158,347	9	14
Çorum Gurme Food Fair	1	12/6	20/6	1 000	1 000	0				20	0		0	T/P	3 000	0	40	9	2
<b>Debrecen (HU)</b>																			
FARMEREXPO	1	17/8	20/8	10 767	5 655	227	5 112	616	3	321	19			T/P	25 506	28	356	3	1
<b>Den Bosch (NL)</b>																			
Dutch Pork Expo	1	12/10	13/10							134				T	3 368		90		1
Empack Den Bosch	1	8/8	9/8							262				T	3 406		90		19,10
Logistics and Automation Den Bosch	1	8/8	9/8							25				T	368		90		19,10
<b>Denizli (TR)</b>																			
4. Denizli Book Fair	1	8/10	17/10	10 000	10 000	0				68	0		0	T/P	213 000	0	120	9	8
Ege TMF - 3. Ege Textile, Garment Machines, Textile Chemicals and Textile Printing Fair	1	23/3	26/3	3 801	3 801	0				77	0		0	T/P	4 836	438	199	9	22
Piktech	1	28/10	31/10	2 290	2 290	0			5	50	0		6	T/P	1 812	20	323	9	25
<b>Dijon (F)</b>																			
VELO & CO - DIJON	1	17/09	19/09	2 268	2 268					23		10		P	5 303		76	5	3
<b>Diyarbakır (TR)</b>																			
Mesopotamia Agriculture Livestock Fair	1	30/3	3/4	4 981	4 981	0				83	0		1	T/P	124 000	109	20,81	9	1
Mesopotamia Gourmet And Local Flavors Fair	1	16/11	21/11	4 303	4 303	0				64	0		0	T/P	247 968	126	20,81	9	2
Mezopotamya Jeweler Fair	1	5/11	8/11	7 500	7 500	0			2	50	0		0	T/P	12 000	1 500	20,311	9	24
Start Beauty Diyarbakır Expo - Diyarbakır Aesthetics,Cosmetics and Beauty Expo	1	24/6	27/6	10 000	10 000	0				45	0		0	T/P	10 000	300	311	9	14
<b>Don Benito (E)</b>																			
CELEBRARTE - Extremadura de Bodas y Celebraciones	1	13/11	14/11	4 505	4 505	0	0	0	1	50	0	0	0	P	1 625	0	131		3
DEPORLIFE - Feria del Deporte, Ocio y Tiempo Libre	2	24/11	27/11	6 668	2 296	0	0	0	1	25	0	0	0	P	536	0	131		3
FICON - Feria Ibérica de Construcción	2	4/11	6/11	5 026	5 026	0	0	0	1	49	0	0	0	T	1 157	0	131		5
<b>Douai (F)</b>																			
FOIRE EXPOSITION REGIONALE - DOUAI	1	10/09	20/09	8 014	5 504	36	2 510		1	145	1			P	39 588		144	5	27
SEPEM INDUSTRIES NORD - DOUAI	1	12/10	14/10	6 073	6 016	297	57		9	474	30	90		T	5 511	450	107	4	19
<b>Düsseldorf (D)</b>																			
A + A	2	26/10	29/10	44 584	44 304	2 921	280		55	1 189	900			T/P	25 268	12 583	235	6	7
Flotte! Der Branchentreff	1	15/9	16/9	5 294	5 294	12			7	275	11			T	2 099		136	6	16

(\*) Please refer to each national definition given at the beginning of the report

## 2021 EVENTS BY CITY

### Physical events

	Interval Year	Opening date	Closing date	Space						Exhibitors				Visitors/Visits (*)		Organizer	Auditor	Industry sector		
				Rented Space (sq.m)						Exhibitors with their own stands		Represented firms		Admission for Trade/Public	Total					
				Total	Halls		Open air		from ... countries	Total	Foreign/International (*)	Total	Foreign/International (*)		Total					Foreign/International (*)
					Total	Foreign/International (*)	Total	Foreign/International (*)												
<b>Düsseldorf (D)</b>																				
 MEDICA	1	15/11	18/11	73 511	73 370	53	141		67	3 523	2 815			T/P	45 611	33 342	235	6	22	
<b>Elche (E)</b>																				
ALICANTE GASTRONOMICA, Encuentro del estilo de Vida Mediterráneo.	1	24/9	27/9	9 845	5 379	32	0	0	3	208	2	0	0	T/P	33 654	28	175	7	2,6	
EXPOMASCOTAS, Salón del perro y otros animales de compañía	1	11/12	12/12	5 424	908	0	0	0	1	37	0	0	0	P	8 309	25	175,304	7	3	
FIRAHOOGAR, Salón del mobiliario, equipamiento y decoración del hogar. FIRAMACO, Feria de materiales de construcción, reforma y rehabilitación.	1	5/11	7/11	6 362	6 362	0	0	0	1	60	0	0	0	T/P	14 711	86	175	7	5,12	
FIRAUTO, Feria del automóvil nuevo EXPOCAR, Salón del automóvil de ocasión SOBRE 2 RUEDAS, Feria de la motocicleta	2x1	19/11	21/11	17 588	15 988	0	1 600	0	1	56	0	73	0	P	40 856	0	175	7	16	
FUTURMODA, Salón internaciones de la piel, componentes y maquinaria para el calzado y la marroquinería	2x1	20/10	21/10	3 547	3 547	821	0	0	5	196	49	44	40	T	3 872	0	175	7	17,25	
INTERNATIONAL TATTOO CONVENTION ALICANTE	1	22/10	24/10	3 500	3 500	ND	0	0	25	150	10	200	50	T/P	1 200		12		14	
SALÓN DEL MANGA, Salón del Manga y cultura japonesa de Alicante	1	9/10	10/10	6 790	1 122	0	0	0	1	64	0	0	0	P	13 636	9	175	7	3	
<b>Eskişehir (TR)</b>																				
Eskişehir Agriculture Fair	1	1/9	5/9	3 735	3 735	0				47	0		0	T/P	78 361	0	339	9	1	
Agriculture, Stockbreeding and Technologies Fair																				
Eskişehir Building Fair 2021																				
Build and Construction Materials, Installation, Heating, Cooling, Air Conditioning, Natural Gas and Technologies Fair	1	25/11	28/11	2 684	2 684	0				68	0		0	T/P	19 854	212	339	9	19	
Eskişehir Industry Fair 2021	1	9/6	12/6	3 636	3 636	0			17	118	0		84	T/P	58 518	2	339	9	2	
R&D, Industry and Technology Fair																				
<b>Gaziantep (TR)</b>																				
12. Mosque Construction Equipment Exhibition	1	28/10	31/10	2 115	2 115	0			5	35	0		5	T/P	1 128	33	275	9	19	
Expobel Environment Urbanisation and Technologies Fair	1	6/10	9/10	7 482	7 482	0				65	0		0	T/P	9 871	25	18	9	10	
Gapshoes 31. International Footwear, Slipper And Footwear Industry Suppliers Summer Fair	1	26/1	29/1	18 750	18 750	2 272			32	235	29		3	T/P	23 400	850	18	9	25	
Gapshoes 32. International Footwear, Slipper And Footwear Industry Suppliers Fair	1	6/12	9/12	20 529	20 529	3 359			48	270	44		4	T/P	30 235	1 317	18	9	25	
Gapfarm 12. Agriculture, Agriculture Technologies and Stock Breeding Fair	1	6/4	9/4	7 300	7 300	0				35	0		3	T/P	52 000	138	18	9	1	
Ortaođu Üretim Teknolojileri ve Sanayi Fuarı	1	23/9	26/9	2 000	2 000	0				23	0		0	T/P	1 512	102	183	9	19	
<b>Gdansk (PL)</b>																				
TRAKO	2	2/19	24/9	14 624	9 278	1 913	5 346	1 706	26	506	194			T	21 684		247	3	26	
<b>Ghent (BE)</b>																				
BIS	1	2/10	10/10	40 000					4	240	10	240	10	P	28 000	0	88		5	
COUNTRYSIDE	1	2/12	5/12	23 184					1	120	4	120	4	P	20 000	0	225		3	
FACTS	1	6/10	7/10	35 000					8	160	44	160	44	P	35 000	1 450	162		3	
HANDWERKBEURS	1	12/11	14/11	4 032					2	120	4	120	4	P	5 000	400	297		3	
HORECA EXPO	1	21/11	25/11	48 000					6	350	32	350	32	T	32 014	400	88		2	
PROWOOD	3	17/10	21/1	25 200					8	350	36	350	36	T	15 000	1 200	61		5	

(\*) Please refer to each national definition given at the beginning of the report

**2021 EVENTS BY CITY**
**Physical events**

	Interval Year	Opening date	Closing date	Space					Exhibitors					Visitors/Visits (*)		Organizer	Auditor	Industry sector	
				Rented Space (sq.m)					Exhibitors with their own stands			Represented firms		Admission for Trade/Public	Total				
				Total	Halls	Open air	from ... countries	Total	Foreign/International (*)	Total	Foreign/International (*)	Total	Foreign/International (*)						
<b>Ghent (BE)</b>																			
SECOND HOME NAJAAR	1	8/10	10/10	8 000					15	140	140	140	140	P	4 000	200	121	15	
STOFFENSPEKTAKEL SEPT	1	17/9	17/9	4 032					3	80	60	80	60	P	3 000	300	313	3	
<b>Gijón (E)</b>																			
39 Feria de Stocks del Comercio	2x1	2/10	3/10	768	768	0	0	0	1	48	0	0	0	P	3 000	0	129	27	
49 Salón para la Infancia y la Juventud MERCAPLANA	1	23/12	4/1	15 275	15 275	0	0	0	1	40	0	0	0	P	3 413	0	44, 129	7	
Desembalaje Asturias	2x1	30/4	2/5	1 410	1 410	60	0	0	2	45	2	0	0	P	5 000	0	129	3	
Desembalaje Asturias	2x1	22/10	1/11	1 800	1 800	30	0	0	2	74	2	0	0	P	16 000	0	129	3	
Detiqueta y Hogar	1	13/11	14/11	1 683	1 199	0	0	0	1	48	0	0	0	P	833	0	129	7	
Espacio Mascotas	1	16/10	17/10	6 702	3 425	0	150	0	1	49	0	0	0	P	5 022	0	129	7	
Feria del Campo y de las Industrias Agrícolas, Ganaderas y Pesqueras (AGROPEC)	1	24/9	26/9	14 252	6 859	31	2 408	0	2	170	2	0	0	T/P	49 982	0	129	7	
Feria Internacional de Muestras de Asturias (FIDMA)	1	7/8	22/8	43 079	8 789	410	32 690	0	8	442	14	0	0	P	147 888	0	129	7	
II Feria del Vehículo seminuevo y km0	1	9/12	12/12	2 176	2 176	0	0	0	1	28	0	0	0	P	4 000	0	129	16	
<b>Gorinchem (NL)</b>																			
Interieur Collectie Dagen	1x1	12/9	14/9							102				T	4 265		90	12	
Made in Asia	1	16/10	17/10							111				P	3 576		90	3	
METAVAK	1	5/10	7/10							134				T	4 246		90	5, 19	
Transport Compleet	1	28/9	30/9							137				T	5 601		90	26	
Trendz Najaar	2x1	22/8	24/8							161				T	5 533		90	4	
Vakbeurs Recycling	1	16/11	18/11							155				T	2 184		90	19, 10	
Velovak	1	19/9	21/9							97				T	1 943		90	4	
<b>Hamburg (D)</b>																			
Nordstil	1	24/7	26/7	18 993	18 993	4 688			22	507	115			T	7 701	238	236	6	
<b>Hardenberg (NL)</b>																			
Camperbeurs Hardenberg	1	24/9	26/9							76				P	6 554		90	3, 6	
Dutch Poultry Expo	1	8/9	9/9							114				T	1 839		90	1	
Installatie Vakbeurs	1	14/9	16/9							141				T	4 764		90	5	
Recreatie Vakbeurs	1	16/11	18/11							263				T	5 117		90	3	
Rundvee & Mechanisatie Vakdagen	1	26/10	28/10							290				T	14 639		90	1	
Winter Fair Hardenberg	1	5/11	7/11							142				P	10 038		90	3	
<b>Helsinki (SF)</b>																			
Ateria 2021	1	2/11	2/11	330	330	0		1	44			0		T	353		326	8	
Helsinki Book Fair and Wine Village 2021	1	28/10	31/10	7 600	7 600	0		4	228			20		P	50 377		326	8	
POP-UP 2021	1	20/11	21/11	2 868	2 868	0		3	123			7		P	4 838		326	8	
Studia 2021	1	23/11	24/11	1 682	1 682	0		7	93			0		P	6 114		326	8	
The Finnish Dental Congress and Exhibition 2021	1	11/11	13/11	1 227	1 227	0		8	80			0		T	3 938		326	8	
<b>Husum (D)</b>																			
HUSUM Wind	2	14/9	17/9	9 798	9 546	1 199	252		16	389	66			T	7 166	1 003	238	6	
<b>Idar-Oberstein (D)</b>																			
INTERGEM	1	24/9	27/9	1 628	1 628	118			6	86	8	3		T	1 487	358	193	6	
<b>Irun (E)</b>																			
Be Veggie	1	4/12	6/12	426	426	24	0	0	2	62	3	0	0	P	5 224		133	7	
BIOTERRA 2021	1	4/6	6/6	1 016	1 016	33	0	0	2	91	3	0	0	T/P	9 621		133	7	
CARAVANTUR	1	21/5	23/5	2 546	2 546	0	0	0	1	25	0	0	0	P	8 232		133	7	
Ekodrive 2021	1	1/10	3/10	1 509	1 509	0	0	0	1	13	0	0	0	P	1 875		133	7	

(\*) Please refer to each national definition given at the beginning of the report

## 2021 EVENTS BY CITY











### Physical events

	Interval Year	Opening date	Closing date	Space					Exhibitors				Visitors/Visits (*)		Organizer	Auditor	Industry sector			
				Rented Space (sq.m)					Exhibitors with their own stands		Represented firms		Admission for Trade/Public	Total						
				Total	Halls	Foreign/International (*)	Open air	Foreign/International (*)	from ... countries	Total	Foreign/International (*)	Total		Foreign/International (*)					Total	Foreign/International (*)
<b>Iron (E)</b>																				
Ficoauto	1	19/11	21/11	6 146	6 146	0	0	0	1	20	0	0	0	P	7 068		133	7	16	
<b>Isparta (TR)</b>																				
24. Isparta Santek-Construction, Decoration and Furniture Products	1	30/6	4/7	5 080	5 080	0				53	0		0	T/P	28 000	0	74	9	19	
Agriculture Fair	1	18/11	21/11	7 850	7 850	0				87	0		7	T/P	42 000	0	74	9	1	
Frutech 21 Fruit Growing and Technologies Fair	1	19/8	22/8	6 500	6 500	0				76	0		0	T/P	40 000	0	209	9	1	
<b>Istanbul (TR)</b>																				
10. Mosque Construction Equipment Exhibition	1	9/6	12/6	5 450	5 450	145			7	95	4		3	T/P	3 522	158	275	9	19	
12. Local Chain Stores Meeting 2021 Conference and Exhibition	1	15/9	16/9	2 113	2 113	0				104	0		0	T/P	5 393	0	137	9	4	
13th International Solarex Istanbul Solar Energy and Technologies Exhibition	1	10/6	12/6	3 587	3 587	24			1	83	1		0	T/P	6 625	551	355	9	9	
19. International Istanbul Retail Fair	1	2/6	3/6	1 530	1 530	2			9	84	1		18	T/P	2 780	16	306	9	4	
2. Beauty Istanbul, Exhibition for Cosmetics, Beauty, Coiffeur, Private Label, Packaging, Ingredients	1	13/10	15/10	7 044	7 044	1 184			42	365	122		0	T/P	9 336	5 304	195	9	14	
2. Istanbul Art Antique and Book Fair	1	3/11	7/11	6 000	6 000	150			4	120	7		0	T/P	12 000	0	72	9	3	
2. Summit and Exhibition of Factories Generating Their Own Energy	1	5/10	7/10	1 340	1 340	0				37	0		8	T/P	10 598	27	310	9	27	
3. Industry 4.0 Applications Summit and Exhibition	1	5/10	7/10	378	378	0				21	0		3	T/P	10 598	27	310	9	27	
3. PHARMANEXT International Pharma Industry, Technologies and Ingredients Exhibition	1	6/10	8/10	924	924	42			2	21	2		11	T/P	1 784	212	17	9	9	
39. International Istanbul Children Baby Maternity Industry Expo - CBME Turkey	1	8/12	11/12	12 379	12 379	270			14	186	6		14	T/P	10 877	3 869	340	9	27	
4. Analytech "International Analysis and Laboratory Technology, Equipment Exhibition"	1	6/10	8/10	1 152	1 152	39			5	21	2		18	T/P	1 784	212	17	9	9	
4. Turkish-Arabic Hotel, Restaurant, Cafe, Pastry Equipment, Hospitality, Accommodation Technologies and Food Services Suppliers Expo, Business Organisation	1	25/8	27/8	500	500	0			23	11	0		0	T/P	1 000	900	332	9	3	
5. Biotechnica "International Biotechnology, Life Sciences and Industries Exhibition"	1	6/10	8/10	1 264	1 264	12			4	21	1		18	T/P	1 784	212	17	9	27	
5. Cleanroom International Cleanroom Technology, Maintenance and Equipment Exhibition	1	6/10	8/10	1 342	1 342	30			4	20	2		13	T/P	1 784	212	17	9	19	
5. Process Summit and Exhibition	1	5/10	7/10	350	350	0				21	0		2	T/P	10 598	27	310	9	27	
5. Turkish-Arabic Agriculture & Agricultural Technologies Expo, Business Organisation	1	25/8	27/8	1 500	1 500	0			23	42	0		0	T/P	1 000	900	332	9	1	
5th International Istanbul Hardware Fair	1	27/10	30/10	6 440	6 440	0				143	0		0	T/P	10 559	1 203	355	9	19	
6. Robot Investments Summit and Exhibition	1	5/10	7/10	1 626	1 626	0				55	0		7	T/P	10 598	27	310	9	27	
7. Turkish-Arabic Food & Food Technologies Expo, Business Organisation	1	25/8	27/8	2 500	2 500	0			23	160	0		0	T/P	1 000	900	332	9	2	
8. International Istanbul Smart Grids and Cities, Congress and Fair (ICSG ISTANBUL 2021)	1	17/6	18/6	769	769	180			7	45	23		0	T/P	1 742	147	163	9	9	
9th Istanbul University Preference Exhibition	1	6/8	8/8	2 688	2 688	0				54	0		1	T/P	12 375	0	94	9	8	
ACE of M.I.C.E. Exhibition Gastro Show	1	28/6	30/6	5 193	5 193	198			5	204	6		76	T/P	10 500	321	334	9	3	
Adhesive and Bonding Eurasia 2021	1	25/11	27/11	1 597	1 597	0			8	30	0		12	T/P	2 315	276	29	9	9	
Akare Study Abroad Fairs	1	6/11	7/11	1 057	1 057	566			10	28	15		7	T/P	935	20	16	9	8	
Artcontact Istanbul Contemporary Art Fair	1	31/5	6/6	7 276	7 276	484			28	85	9		28	T/P	18 000	1 100	38	9	3	
Automechanika Istanbul	1	18/11	21/11	24 788	24 788	1 138			18	652	52		33	T/P	32 758	9 570	160, 237	9	16	

(\*) Please refer to each national definition given at the beginning of the report

**2021 EVENTS BY CITY**








**Physical events**

	Interval Year	Opening date	Closing date	Space					Exhibitors					Visitors/Visits (*)		Organizer	Auditor	Industry sector		
				Rented Space (sq.m)					Exhibitors with their own stands			Represented firms		Admission for Trade/Public	Total					
				Total	Halls		Open air		from ... countries	Total	Foreign/International (*)	Total	Foreign/International (*)		Total					Foreign/International (*)
					Total	Foreign/International (*)	Total	Foreign/International (*)						Total						
<b>Istanbul (TR)</b>																				
 AYMOD 25. International Footwear Fashion Fair	1	31/3	3/4	28 824	28 824	266			3	380	17		0	T/P	22 809	3 311	273	9	25	
 AYMOD 26. International Footwear Fashion Fair	1	29/9	2/10	28 620	28 620	22			1	380	1		0	T/P	26 502	3 807	273	9	25	
 AYSAF 25. International Footwear Industry Suppliers Fair	1	30/6	3/7	16 177	16 177	62			2	236	2		0	T/P	21 529	2 768	273	9	9	
 AYSAF 26. International Footwear Industry Suppliers Fair	1	17/11	20/11	20 736	20 736	96			2	304	7		0	T/P	11 355	1 955	273	9	9	
Be My Dealer? Franchising and Brand Dealership Fair	1	25/11	28/11	2 185	2 185	27			2	65	2		0	T/P	12 900	1 400	231	9	4	
Beauty Eurasia 2021																				
 16. International Exhibition For Cosmetics, Beauty and Coiffeur	1	16/6	18/6	4 793	4 793	221			9	175	23		0	T/P	7 815	1 632	169, 171	9	14	
Beauty&Care 2021																				
 33th Beauty&Care, Professional Cosmetics and Hair, Spa&Wellness Products and Equipment Fair	1	9/9	12/9	4 607	4 607	57				204	6		183	T/P	26 504	1 273	324	9	14	
Boat Show Eurasia	1	2/10	10/10	2 258	2 258	0			18	74	0		23	T/P	31 762	3 150	351	9	3	
Camp & Caravan Istanbul 2021	1	5/10	10/10	4 083	4 083	0				59	0		0	T/P	26 667	2 129	273	9	3	
 CNR IMOB 2021 - Istanbul Furniture Fair	1	3/8	8/8	39 197	39 197	583			4	376	5		0	T/P	119 000	14 000	197	9	12	
CNR Promexpo	1	6/10	9/10	3 328	3 328	0				57	0		0	T/P	24 068	2 164	197	9	4	
CNR Rubber Fair	1	20/10	23/10	4 334	4 334	29			2	75	2		11	T/P	4 414	321	273	9	17	
Coffex Istanbul	1	15/9	18/9	1 800	1 800	70			2	65	2		8	T/P	344	3	101	9	2	
Contemporary Istanbul Art Fair	1	1/6	6/6	2 866	2 866	50			3	26	0		0	T/P	8 336	18	184	9	3	
Contemporary Istanbul Art Fair	1	5/10	10/10	3 138	3 138	687			11	47	16		6	T/P	40 480	3 780	184	9	3	
Craft Istanbul Regional and Traditional Handicraft Fair	1	6/10	10/10	3 115	3 115	322			16	119	13		5	T/P	12 000	525	38	9	3	
DCF - Data Center Exhibition and Conference	1	28/10	30/10	1 225	1 225	45				42	2		0	T/P	900	27	124	9	21	
E-Drive Turkey	1	9/12	12/12	1 016	1 016	12			2	23	1		1	T/P	2 682	25	86	9	16	
ENTECH	1	2/9	4/9	1 750	1 750	12			1	44	1		0	T/P	22 455	3 950	273	9	10	
Eurasia Packaging 2021 Istanbul																				
 27th International Packaging Industry Fair (Printpack&Converting -Packing Printing Technologies, Corrugated, Paper, Carton, Packing Production Technologies Special Section Drinktech Eurasia Tü yap, Drink and Liquid Food Technologies Special Section)	1	20/10	23/10	42 082	42 082	961			35	917	54		227	T/P	70 334	12 131	282	9	11	
Eurasia Boat Show 2021																				
 16th Sea Vehicles, Equipments and Accessories Exhibition	1	1/6	6/6	3 158	3 158	1 484				25	0			T/P	10 128	128	273	9	3	
Eurasia Clean&Care Expo	1	1/12	4/12	3 098	3 098	100			2	51	2		0	T/P	1 984	377	264	9	9	
Eurasia Door 2021 Door, Shutter, Panel, Board, Partition Systems and Accessories Fair	1	3/11	6/11	2 930	2 930	0				44	0		0	T/P	55 466	11 629	282	9	27	
Eurasia Elevator Fair	1	1/12	4/12	6 045	6 045	0				59	0		0	T/P	4 655	879	197	9	27	
Eurasia Glass 2021																				
Glass Products, Applications, Production, Processing Technologies and Machineries Auxiliary Products and Chemicals Fair	1	3/11	6/11	7 124	7 124	33			8	59	3		25	T/P	55 466	11 629	282	9	27	
 Eurasia Rail 2021 - 9. International Eurasia Rail Rolling Stock Infrastructure and Logistics Exhibition	1	25/11	27/11	6 898	6 898	505			10	131	29		0	T/P	4 846	390	171	9	26	

(\*) Please refer to each national definition given at the beginning of the report

## 2021 EVENTS BY CITY



### Physical events

	Interval Year	Opening date	Closing date	Space						Exhibitors				Visitors/Visits (*)		Organizer	Auditor	Industry sector		
				Rented Space (sq.m)						Exhibitors with their own stands		Represented firms		Admission for Trade/Public	Total					
				Total	Halls		Open air		from ... countries	Total	Foreign/International (*)	Total	Foreign/International (*)		Total				Foreign/International (*)	
					Total	Foreign/International (*)	Total	Foreign/International (*)												Total
<b>Istanbul (TR)</b>																				
		1	3/11	6/11	23 096	23 096	72			17	213	9		21	T/P	55 466	11 629	282	9	27
		1	25/11	27/11	755	755	0			6	28	0		15	T/P	2 024	211	29	9	9
		1	2/6	4/6	6 638	6 638	273			21	236	31		100	T/P	9 066	2 130	282	9	22
		1	7/10	10/10	2 300	2 300	0				114	0		0	T/P	9 856	864	333	9	2
		1	2/12	5/12	3 308	3 308	508			12	175	46		0	T/P	2 007	1 115	197	9	27
		1	30/11	3/12	6 000	6 000	25			35	153	3		65	T/P	6 389	256	340	9	3
		1	2/12	5/12	6 575	6 575	0			12	83	0		27	T/P	9 728	2 188	130	9	4
		1	25/11	27/11	2 282	2 282	522			8	33	12		0	T/P	2 315	276	29	9	17
		1	20/10	23/10	4 650	4 650	0			13	103	0		21	T/P	70 334	12 131	282	9	2
		1	1/9	4/9	10 885	10 885	693			16	252	35		0	T/P	47 513	11 155	197	9	2
		1	23/6	25/6	1 820	1 820	290			6	134	26		30	T/P	6 800	227	324	9	3
		1	8/9	12/9	36 100	36 100	46			2	329	2		0	T/P	41 461	9 276	197	9	2
		1	17/8	20/8	36 221	36 221	2 566			53	1 238	151		554	T/P	68 795	7 592	339	9	7
		1	22/10	22/10	480	480	425			13	36	30		0	T/P		0	196	9	8
		1	23/10	24/10	690	690	500			25	56	42		0	T/P		0	196	9	8
		1	21/10	23/10	4 868	4 868	343			13	145	22		39	T/P	9 258	1 032	243	9	10
		1	14/10	17/10	502	502	36			11	52	4		11	T/P	19 381	494	228	9	18
		1	9/10	13/10	21 326	21 326	38			12	284	2		28	T/P	51 980	9 482	282	9	12
		1	25/11	28/11	13 137	13 137	6 476			32	354	191		0	T/P	31 067	8 722	30	9	2
		1	10/11	12/11	3 621	3 621	622			18	122	48		0	T/P	8 748	730	95	9	26
		1	18/11	21/11	10 455	10 455	388			6	131	7		43	T/P	10 450	1 668	1	9	22
		1	8/9	11/9	5 102	5 102	282			6	50	2		16	T/P	11 389	1 812	91	9	25
		1	14/10	17/10	934	934	36			8	50	4		15	T/P	19 381	494	228	9	21
		1	14/10	17/10	2 023	2 023	27			20	69	3		19	T/P	19 381	494	228	9	7
		1	14/10	17/10	738	738	18			13	55	2		10	T/P	19 381	494	228	9	7

(\*) Please refer to each national definition given at the beginning of the report

## 2021 EVENTS BY CITY

### Physical events

	Internal Year	Opening date	Closing date	Space						Exhibitors				Visitors/Visits (*)		Organizer	Auditor	Industry sector		
				Rented Space (sq.m)						Exhibitors with their own stands		Represented firms		Admission for Trade/Public	Total					Foreign/International (*)
				Total	Halls		Open air		from ... countries	Total	Foreign/International (*)	Total	Foreign/International (*)							
					Total	Foreign/International (*)	Total	Foreign/International (*)												
<b>Istanbul (TR)</b>																				
Isaf Security Exhibition	1	14/10	17/10	3 626	3 626	45			20	92	5		34	T/P	19 381	494	228	9	7	
Isaf Smart Life Exhibition	1	14/10	17/10	880	880	51			21	60	4		24	T/P	19 381	494	228	9	18	
ISK- SODEX 2021 International Heating, Refrigeration, Air Conditioning, Ventilation, Insulation, Pump, Valve, Fitting, Water Treatment, Fire Prevention, Pool and Solar Energy Systems Exhibition	1	29/9	2/10	36 093	36 093	443			10	476	16		89	T/P	86 217	12 734	166	9	19	
 Istanbul Jewelry Show October 2021	1	7/10	10/10	14 376	14 376	514			9	350	38		92	T/P	23 038	9 885	341	9	24	
51. Istanbul International Jewelry, Watch & Equipment Fair	1	4/11	7/11	2 454	2 454	0				55	0		0	T/P	6 958	357	197	9	14	
Istanbul International Inventions Fair	1	2/19	26/9	424	424	120			20	92	36		3	T/P	16 055	260	9	9	27	
Istanbul Marathon and Sports Expo	1	4/11	6/11	5 450	5 450	0				30	0		0	T/P	25 000	2 500	328	9	3	
 Istanbul Stationery- Office Fair	1	2/23	27/3	11 476	11 476	44			20	137	3		43	T/P	6 990	658	339	9	3	
5th International School, Stationery, Paper, Office Equipment and Toy Fair	1	16/3	19/3	5 457	5 457	0				93	0		7	T/P	3 323	293	339	9	27	
Istanbul Toy Fair	1	13/10	16/10	2 293	2 293	0			13	37	0		28	T/P	3 700	32	203	9	9	
3rd International Toy, Play and Baby Fair	1	2/4	11/4	5 640	5 640	0			1	84	0		1	T/P	21 266	203	339	9	3	
KARAVANIST	1	18/9	26/9	2 500	2 500	0				71	0		3	T/P	24 367	554	22	9	3	
Istanbul Caravan, Equipment and Accessories Fair	1	29/9	2/10	4 047	4 047	75				88	0		0	T/P	6 106	307	302	9	19	
Marmara Maritime, Boat, Camping, Caravan and Outdoor Sports Fair	1	9/12	12/12	12 228	12 228	123			28	409	9		196	T/P	11 488	812	339	9	25	
Metalexpo Eurasia Istanbul Iron, Steel, Metal Products & Manufacturing Technologies	1	11/11	13/11	1 523	1 523	337			6	90	28		10	T/P	5 800	1 650	165	9	21	
Mining Turkey International Mining, Tunneling, Machinery Equipments and Heavy Duty Vehicles Fair	1	25/11	27/11	1 723	1 723	0			8	47	0		20	T/P	4 063	584	29	9	9	
Mobilefest	1	26/8	29/8	2 800	2 800	20			1	53	1		14	T/P	26 540	4 150	273	9	12	
PaintExpo Eurasia 2021	1	21/10	24/10	10 408	10 408	448			41	201	16		0	T/P	39 405	2 070	345	9	12	
Pet Show - Pet Products, Materials and Accessory Suppliers and Veterinary Fair	1	1/12	4/12	35 650	35 650	1 822			38	852	68		354	T/P	60 742	8 971	339	9	9	
Petzoö Türkiye Intermation Products, Materials and Accessories Supplier's Exhibition	1	20/10	23/10	5 049	5 049	9				34	1		0	T/P	2 532	345	322	9	19	
Plast Eurasia Istanbul 2021	1	29/9	2/10	2 492	2 492	0				60	0		0	T/P	3 901	236	302	9	3	
31th International Istanbul Plastics Industry Fair	1	25/11	27/11	4 962	4 962	694			12	71	10		14	T/P	6 186	893	29	9	9	
Powder Tech	1	10/11	13/11	24 128	24 128	1 495			18	481	76		127	T/P	17 643	597	293	9	7	
Promotion Show Istanbul Fair	1	9/9	12/9	9 974	9 974	0			18	226	0		70	T/P	24 621	3 461	318	9	4	
Putech Eurasia 2021	1	18/11	20/11	1 338	1 338	0				44	0		45	T/P	4 429	215	153	9	3	
Saha Expo Defence and Aerospace Exhibition	1	18/11	21/11	4 930	4 930	0				55	0		5	T/P	3 374	99	28	9	18	
Sign Istanbul 22nd International Advertising Industry and Dijital Printing Technologies Trade Fair	1	2/12	5/12	2 859	2 859	118			2	87	5		4	T/P	5 504	1 486	287	9	3	
SIRHA İSTANBUL	1	25/11	27/11	1 040	1 040	0			5	37	0		15	T/P	4 063	584	29	9	10	
Smart Building Technologies, Electric, Electronics, Building Automation	1	6/4	9/4	7 559	7 559	144			10	217	14		0	T/P	16 899	2 831	170	9	18	
Souvenir Expo Turkey Touristic Gifts and Souvenirs Exhibition	1	25/11	27/11	1 040	1 040	0			5	37	0		15	T/P	4 063	584	29	9	10	
Surtech Eurasia 2021	1	6/4	9/4	7 559	7 559	144			10	217	14		0	T/P	16 899	2 831	170	9	18	
Turkeybuild Istanbul 2021 - 43rd Construction	1	6/4	9/4	7 559	7 559	144			10	217	14		0	T/P	16 899	2 831	170	9	18	

(\*) Please refer to each national definition given at the beginning of the report

## 2021 EVENTS BY CITY

### Physical events

	Interval Year	Opening date	Closing date	Space					Exhibitors				Visitors/Visits (*)		Organizer	Auditor	Industry sector		
				Rented Space (sq.m)					Exhibitors with their own stands		Represented firms		Admission for Trade/Public	Total					
				Total	Halls		Open air		from ... countries	Total	Foreign/International (*)	Total		Foreign/International (*)				Total	Foreign/International (*)
					Total	Foreign/International (*)	Total	Foreign/International (*)											
<b>Istanbul (TR)</b>																			
	1	2/11	6/11	32 573	32 573	451			6	221	15		0	T/P	112 698	26 934	197	9	19
	1	10/11	13/11	19 432	19 432	430			20	432	24		47	T/P	30 728	2 498	160	9	18
	1	1/9	4/9	4 050	4 050	0				30	0		5	T/P	3 910	1 186	257	9	12
	1	9/10	13/10	23 642	23 642	12			21	147	1		107	T/P	51 980	9 482	282	9	1
	1	9/9	12/9	14 263	14 263	425			11	375	29		0	T/P	22 800	5 237	171	9	2
	1	22/9	24/9	1 213	1 213	0				39	0		0	T/P	2 553	36	17	9	10
	1	16/9	19/9	35 637	35 637	267			4	487	6		0	T/P	36 332	6 894	318	9	18
<b>Izmir (TR)</b>																			
	1	23/6	27/6	13 187	13 187	512			9	218	27		120	T/P	61 771	4 702	262	9	1
	1	9/8	10/8	496	496	0				33	0		0	T/P	3 335	0	94	9	8
	1	3/9	12/9	8 013	8 013	85			1	208	1		0	T/P	430 000	0	198	9	27
	1	13/10	14/10	1 085	1 085	0				34	0		1	T/P	815	3	93	9	21
	1	15/9	17/9	5 354	5 354	24			1	163	1		0	T/P	14 457	1 374	198	9	25
	1	15/9	17/9	5 157	5 157	0				62	0		0	T/P	8 641	651	198, 199	9	25
	1	16/11	19/11	19 582	19 582	721			6	195	10		0	T/P	15 993	2 089	198	9	25
	1	25/8	28/8	15 168	15 168	174			5	324	7		31	T/P	17 109	2 203	198	9	9
	1	13/10	16/10	5 697	5 697	54			23	209	2		150	T/P	4 801	361	198	9	9
	1	6/4	10/4	16 118	16 118	300			15	225	15			T/P	13 217	802	92	9	12
	1	23/9	26/9	8 768	8 768	24			1	124	1		28	T/P	12 002	383	321	9	12
	1	8/9	11/9	5 102	5 102	0				109	0		0	T/P	5 456	1 541	257	9	25
	1	21/10	24/10	6 500	6 500	0				65	0		0	T/P	12 000	600	311	9	14
	1	2/12	4/12	12 983	12 983	364			16	610	7		35	T/P	38 414	1 496	198, 336	9	3
	1	2/12	5/12	2 252	2 252	0				47	0		0	T/P	16 319	88	198, 336	9	27
<b>Jeréz de la Frontera (E)</b>																			
	1	15/10	17/10	900	800	0	0	0	1	40	0	0	0	P	1 500		12		3
	1	5/11	7/11	3 976	1 227	0	0	0	1	14	0	0	0	T/P	5 478		60	7	1
		19/11	21/11	7 272	1 663	0	600	0	1	45	0	0	0	T/P	9 973		60	7	3
<b>Kahramanmaraş (TR)</b>																			
	1	18/11	21/11	3 842	3 842	0			3	91	0		12	T/P	23 723	0	91	9	1
	1	11/11	13/11	4 802	4 802	160			6	91	2		28	T/P	9 321	38	91	9	25
	1	13/8	22/8	5 000	5 000	0				45	0		0	T/P	35 000	0	23	9	25

(\*) Please refer to each national definition given at the beginning of the report



## 2021 EVENTS BY CITY

### Physical events

	Interval Year	Opening date	Closing date	Space						Exhibitors				Visitors/Visits (*)		Organizer	Auditor	Industry sector	
				Rented Space (sq.m)						Exhibitors with their own stands		Represented firms		Admission for Trade/Public	Total				
				Total	Halls		Open air		from ... countries	Total	Foreign/International (*)	Total	Foreign/International (*)		Total				Foreign/International (*)
					Total	Foreign/International (*)	Total	Foreign/International (*)											
<b>Kalajoki (SF)</b>																			
Proforest 2021	2	24/09	25/09	12 613	90		12 523		2	119		14		T/P	3 532		115	8	1
<b>Karlsruhe (D)</b>																			
NUFAM	2	30/9	3/10	37 736	29 133	245	8 603	865	13	354	47	12	7	T/P	20 574	1 132	205	6	16
<b>Kayseri (TR)</b>																			
Kayseri Agriculture Fair and Turkish Relative Societies Agricultural Fair	1	4/11	7/11	40 000	40 000	372			9	300	0		27	T/P	50 000	1 400	40	9	1
<b>Kielce (PL)</b>																			
3D printing days	1	19/10	21/10	673	673	39	0	0	2	24	2			T	in stom-TOOL		210	3	11
AGROTECH	1	8/10	10/10	11 758	9 696	498	2 062	35	9	248	8			T/P	22 133		210	3	1
ALUMINIUM NONFERMET	2	19/10	21/10	164	164	152	0	0	4	5	4			T	incl.in stom-TOOL		210	3	19
ART AND CRAFT	1	8/10	10/10	58	58	0	0	0	1	9	0			P	incl.in AGROTECH		210	3	3
AVIATION EXPO	1	11/9	12/9	2 351	2 351	211	0	0	2	43	3			T/P	1 232		210	3	20
CONTROL TECH	1	19/10	21/10	169	169	8	0	0	2	6	1			T	incl.in stom-TOOL		210	3	18
CONTROL-stom	1	19/10	21/10	314	314	65	0	0	6	18	6			T	incl.in stom-TOOL		210	3	19
DOM	1	8/10	10/10	716	670	9	46	0	1	32	1			T/P	incl.in AGROTECH		210	3	5
ECO-STYLE	1	8/10	10/10	206	206	0	0	0	1	16	0			T/P	incl.in AGROTECH		210	3	3
EXPO SURFACE	1	19/10	21/10	533	533	125	0	0	4	24	7			T	incl.in stom-TOOL		210	3	19
EXPO-GAS	2	15/9	16/9	1 587	1 532	93	55	0	5	59	8			T	3 442		210	3	9
HEALTH & BEAUTY	1	8/10	10/10	166	166	0	0	0	1	24	0			P	incl.in AGROTECH		210	3	14
HOL-EXPO	2	27/10	29/10	1 257	1 257	509	0	0	6	20	9			T	incl. in TRANSEXPO		210	3	7
KID'S TIME	1	28/9	30/9	2 828	2 828	516	0	0	6	130	15			T	1 829	42	210	3	3
KIELCE FLUID POWER	1	19/10	21/10	131	131	0	0	0	1	9	0			T	incl.in stom-TOOL		210	3	19
LAS EXPO	1	8/10	10/10	1 437	328	124	1 109	0	2	22	1			T	incl.in AGROTECH		210	3	1
MBKR (TAX Fair)	1	26/10	27/10	134	134	0	0	0	1	24	0			T	350		210	3	4
METAL	2	19/10	21/10	1 510	1 510	895	0	0	21	137	114			T	incl.in stom-TOOL		210	3	19
MSPO	1	7/9	10/9	19 767	12 456	3 589	7 311	2 204	21	289	138			T	16 414	696	210	3	7
MTL	1	7/9	10/9	237	99	0	138	0	1	20	0			T	incl.in MSPO		210	3	26
PLASTPOL	1	21/9	23/9	4 257	4 249	2 007	8	0	22	207	115			T	4 371		210	3	17
SACROEXPO	1	27/9	29/9	2 460	2 428	297	32	0	7	172	15			T/P	4 464		210	3	4
stom-TOOL, stom-BLECH&CUTTING, stom-LASER, stom-ROBOTICS, Wirtoprocesy	1	19/10	21/10	7 009	7 009	1 568	0	0	21	236	127			T	12 154		210	3	19
TRANSEXPO	1	27/10	29/10	6 072	5 737	1 385	335	51	8	99	34			T	3 966		210	3	7
WEDDING FAIR	1	28/11	28/11	387	387	0	0	0	1	39	0			P	1 389		210	3	3
WELDING	1	19/10	21/10	553	553	188	0	0	7	29	19			T	incl.in stom-TOOL		210	3	19
<b>Kırklareli (TR)</b>																			
16. Trakia Lüleburgaz Tanımtech Agriculture, Livestock, Industry and Food Fair	1	22/9	25/9	12 300	12 300	0				68	0		0	T/P	18 000	0	285	9	1
9. Thrace Agriculture Fair, Livestock, Dairy Products and Seed	1	2/6	5/6	8 500	8 500	0				57	0		0	T/P	45 250	0	285	9	1
Kırklareli 2nd Agriculture, Livestock, Industry and Automotive Fair	1	8/12	12/12	17 000	17 000	0				96	0		0	T/P	95 000	0	285	9	1
<b>Köln (D)</b>																			
aquanale/FSB	2	26/10	29/10	18 829	18 829	13 148			39	456	316			T	16 155	9 506	212	6	10
Kind + Jugend Re-Start Edition 221	1	9/9	11/9	3 248	3 248	2 541			25	140	118			T	1 501	829	212	6	25
<b>Konya (TR)</b>																			
Konya Coffee and Chocolate Festival	1	8/10	10/10	2 000	2 000	0				72	0		0	T/P	28 834	0	207	9	2

(\*) Please refer to each national definition given at the beginning of the report

## 2021 EVENTS BY CITY

### Physical events

	Interval	Year	Opening date	Closing date	Space					Exhibitors					Visitors/Visits (*)		Organizer	Auditor	Industry sector		
					Rented Space (sq.m)					Exhibitors with their own stands			Represented firms		Admission for Trade/Public	Total					
					Total	Halls	Foreign/International (*)	Open air	Foreign/International (*)	from ... countries	Total	Foreign/International (*)	Total	Foreign/International (*)		Total					Foreign/International (*)
<b>Konya (TR)</b>																					
	1	3/6	5/6	2 000	2 000	0			5	78	0		10	T/P	25 017	100	207	9	9		
	1	18/8	20/8	11 655	11 655	45			6	50	1		12	T/P	3 451	113	82	9	1		
<b>Kraków (PL)</b>																					
	1	14/10	17/10	1 703	1 703	130	0	0	6	274	30			T/P	22 643		317	3	8		
	1	3/11	5/11	718	718	421	0	0	13	111	75			T/P	8 217	76	317	3	2		
	1	3/11	5/11	1 384	1 384	303	0	0	8	122	32			T	incl.in ENOEXPO		317	3	2		
	1	24/9	25/9	377	377	12	0	0	2	44	1			P			259	3	15		
<b>La Rochelle (F)</b>																					
	1	26/11	27/11	362	362	12			2	45	2			P	20 558		36	5	3		
	1	12/10	14/10	19 093	12 622	578	6 471	335	7	423	15			T	7 606	160	122	5	3		
	1	18/12	19/12	770	770					63				P	2 356		155	5	2		
<b>Lahti (SF)</b>																					
	1	6/11	7/11	2 126	2 089		37		3	154		45		P	5 276		214	8	3		
	1	1/10	3/10	3 122	3 065		57		2	126		10		T/P	5 217		214	8	5		
<b>Las Palmas de Gran Canaria (E)</b>																					
	1	27/11	28/11	772	374	0	0	0	1	19	0	0	0	P	2 735	0	185	7	3		
	1	7/5	9/5	2 206	1 204	0	0	0	1	48	0	0	0	T/P	2 794	0	185	7	3, 27		
	1	16/6	20/6	2 872	1 941	0	56	0	1	59	0	0	0	P	10 203	0	185	7	25, 27		
	1	23/10	24/10	1 239	1 239	0	0	0	1	24	0	0	0	P	2 245	0	185	7	16		
<b>Le Havre (F)</b>																					
	1	10/09	13/09	853	853	18			1	87	1			P	7 571		155	5	2		
<b>Le Mans (F)</b>																					
	1	26/11	28/11	951	951					82				P	7 210		155	5	2		
<b>Leipzig (D)</b>																					
	1	4/9	6/9	4 710	4 710	316			10	167	10	1		T	3 257		223	6	13		
	2	7/11	9/11	2 817	2 817	56			2	135	1			P	6 100		223	6	2		
	1	4/9	6/9	1 680	1 680	24			2	48	1			T	851		223	6	24		
	1	1/10	3/10	14 101	14 101	394			10	295	23	1	1	P	43 500		223	6	3		
	1	17/11	21/11	24 153	24 153	154			16	342	65			T/P	27 321	273	219	6	3		
<b>Lille (F)</b>																					
	1	06/11	14/11	4 251	4 251	191			1	158	9			P	18 088		154	5	13		
	1	04/12	05/12	1 274	1 274	118			3	104	8			P	15 616		154	5	3		
	1	11/11	14/11	557	557	54			3	54	5			P	5 207		154	5	3		
	1	17/09	19/09	1 412	1 412					53				P	2 900		154	5	15		
	1	28/09	30/09	2 434	2 434	42			1	188	1			T	5 812		69	5	22		
	1	19/11	22/11	3 443	3 443					563				P	33 573		352	5	1		
<b>Limoges (F)</b>																					
	1	19/11	21/11	348	348	6			1	50	1			P	3 599		155	5	2		
<b>Linz (AT)</b>																					
	2	19/10	21/10	5 424	5 424	1 077	0		6	151	41	9	3	T	4 697		281	1	19		
<b>Lohja (SF)</b>																					
	1	9/07	8/08	5 758	4 210		1 548		1	115		0		P	81 554		327	8	15		
<b>Lyon (F)</b>																					
	1	05/11	07/11	26 527	26 527	1 778				680	50			P	70 283		63	4	3		

(\*) Please refer to each national definition given at the beginning of the report

## 2021 EVENTS BY CITY

### Physical events

	Interval	Year	Opening date	Closing date	Space					Exhibitors				Visitors/Visits (*)		Organizer	Auditor	Industry sector		
					Rented Space (sq.m)					Exhibitors with their own stands		Represented firms		Admission for Trade/Public	Total					
					Total	Halls		Open air		from ... countries	Total	Foreign/International (*)	Total		Foreign/International (*)					Total
						Total	Foreign/International (*)	Total	Foreign/International (*)					Total						
<b>Lyon (F)</b>																				
	1	27/10	31/10	22 131	22 131	3 986			17	654	147			P	151 705		149	5	3	
	1	09/09	12/09	748	748	56			4	68	5			P	4 244		154	5	3	
	2	06/09	09/09	1 200	1 200	114			11	110	23			T	2 294	181	148	5	19	
	2	12/10	15/10	34 182	33 737	8 368	445	64	32	1 329	371	35	52	T	38 361	4 412	290	5	10	
	1	26/11	28/11	1 102	1 102	157			10	144	25			T/P	2 103		111	5	3	
	2	23/09	27/09	51 357	51 357	9 239			26	1 703	360	24	39	T	93 291	9 124	150	5	2	
	1	22/11	23/11	416	416					67				T	678	10	188	5	8	
	2	16/11	20/11	39 608	38 419	8 163	1 189	308	20	510	123	15	21	T	33 224	3 342	65	5	26	
	1	28/10	01/11	3 194	3 194					511				P	44 598		352	5	1	
<b>Madrid (E)</b>																				
	1	25/9	26/9	19 996	19 996	27	0	0	4	96	3	2	0	P	14 649		178	7	3	
	1	15/10	17/10	2 110	2 110	26	0	0	3	90	2	11	0	P	11 877		178	7	25	
	2x1	12/6	20/6	2 748	2 748	181	0	0	4	80	6	0	0	P	3 293		178	7	3	
	2x1	15/12	19/12	1 209	1 209	195	0	0	4	43	5	0	0	P	1 028		178	7	3	
	1	7/7	11/7	15 296	15 296	3 501	0	0	24	164	66	0	0	P	3 881		178	7	3	
	1	11/11	14/11	4 121	3 421	0	0	0	1	408	0	0	0	P	27 860		12		21	
	1	10/6	13/6	3 510	3 100	700	0	0		250	125	0	0	P	18 000	0	12		3	
		31/5	3/6	468	468	0	0	0	1	19	0	0	0	T	3 028	0	12		5	
	1	3/11	5/11	4 400	3 400	0	0	0	1	56	0	0	0	T	2 500		12		4	
	1	18/5	20/5	11 230	6 920	4 290	0	0		162	92	49	32	T	8 134	1 708	12		4	
	1	14/9	16/9	2 229	2 229	312	0	0	13	50	4	27	18	T	1 905	129	112, 178	7	21	
	2	10/9	11/9	522	522	0	0	0	1	4	0	0	0	T	1 300	0	12		22	
	1	8/9	9/9	5 192	5 192	465	0	0	34	158	40	74	54	T	4 978	0	80, 178	7	1	See note 1
	1	24/11	25/11	7 380	6 224	933	0	0		311	52	0	0	T	9 696	262	12		19	See note 2
	1	21/10	24/10	3 598	3 598	168	0	0	6	86	6	0	0	T	3 646	0	106, 178	7	4	
	1	8/4	11/4	2 831	2 831	20	0	0	2	72	1	0	0	T	4 525	2	106, 178	7	4	
		27/8	31/8	4 838	4 838	0	0	0		67	0	0	0	T	4 120	0	12		22	
	1	24/11	25/11	1 900	600	0	0	0	1	36	0	56	0	T	3 700		12		2	
	2	24/6	26/6	2 732	2 732	224	0	0	14	98	14	37	27	T	5 209	169	54, 178	7	22	
	1	24/9	25/9	3 000	3 000	500	0	0		49	4	0	0	T/P			12		3	
	1	3/11	4/11	6 120	3 120	192	0	0		222	15	24	13	T	5 400	312	12		22	See note 3
	1	3/11	5/11	15 359	13 896	2 057	0	0		282	47	324	55	T	19 269	1 054	12		22	
	1	13/11	21/11	3 296	3 296	70	0	0	3	63	2	0	0	P	3 143	0	178	7	3	
	1	21/10	24/10	2 000	2 000	0	0	0	0	10	0	0	0	T			56, 178	7	25	
	1	22/3	24/3	21 800	16 000	1 800	0	0		306	31	90	37	T	11 841	710	12		2	
	1	7/12	11/12	234	234	0	0	0	1	12	0	0	0	T	500		12		3	
	2x1	25/9	26/9	11 500	1 500	0	0	0	1	18	0	0	0	P	12 700		12		3	
	1	3/12	8/12	11 804	11 804	0	0	0	1	33	0	0	0	P	21 931		178	7	6	
	1	4/12	6/12	1 390	1 390	21	0	0	3	53	3	0	0	P	9 639		178	7	6	
		31/5	2/6	11 032	4 522	0	0	0	1	183	0	0	0	T	14 300	0	12		2	

Note 1: together with "Organic Food Iberia". The event was held in a physical form

Note 2: together with "LOGISTICS & AUTOMATION MADRID". The event was held in a physical form

Note 3: together with "Biotechforum", "Cosmeticaforum", "Labforum". The event was held in a physical form

(\*) Please refer to each national definition given at the beginning of the report

## 2021 EVENTS BY CITY

### Physical events

	Interval Year	Opening date	Closing date	Space						Exhibitors				Visitors/Visits (*)		Organizer	Auditor	Industry sector		
				Rented Space (sq.m)						Exhibitors with their own stands		Represented firms		Admission for Trade/Public	Total					
				Total	Halls		Open air		from ... countries	Total	Foreign/International (*)	Total	Foreign/International (*)		Total					Foreign/International (*)
					Total	Foreign/International (*)	Total	Foreign/International (*)						Total						
<b>Madrid (E)</b>																				
	1	26/11	28/11	13 218	13 218	0	0	0	1	88	0	0	0	P	9 722		178	7	3	
	1	27/10	28/10	6 897	2 697	930	0	0		175	16	9	82	T			12		4	
	2x1	8/4	11/4	6 161	6 161	0	0	0	1	20	0	0	0	T	4 407		178	7	25	
	2x1	16/9	19/9	6 658	6 658	0	0	0	1	15	0	0	0	T	6 354		178	7	25	
	1	17/11	18/11	14 033	13 142	1 174	0	0		530	54	55	0	T	12 630	573	12		19	See note 4
	1	14/9	16/9	1 027	1 027	241	0	0	7	51	12	5	1	T	1 300	79	178	7	4	
		30/11	1/12	3 060	3 060	0	0	0	1	130	0	0	0	T	4 000	0	12		3	
	1	21/9	23/9	20 830	15 680	3 606	0	0		280	48	121	91	T	10 673	534	12		12	
		26/11	28/11	13 591	7 591		0	0		150	0	0	10	P	30 175	0	12		3	
	1	4/6	13/6	14 365	14 365	0	0	0	1	19	0	14	0	P	33 457	0	178	7	26	
	1	18/10	21/10	25 387	21 887	2 930	0	0		1 548	211	0	0	T	74 914	8 417	12		2	
	1	22/10	24/10	4 735	4 735	286	0	0	10	142	12	22	9	T	24 032	445	178	7	22	
	1	27/5	30/5	2 096	2 096	6	0	0		50	1	90	3	P	2 508	95	12		27	
	1	26/11	28/11	3 121	3 049	8	0	0		70	2	90	2	P	6 700		12		27	
		27/10	28/10	992	992	0	0	0	1	28	0	0	0	T	700	0	12		3	
	1	26/10	28/10	8 819	5 219	0	0	0	1	172	0	0	0	T	5 400	0	12		26	
		22/11	23/11	5 720	5 600	0	0	0	1	350	0	6	0	T	2 800	75	12		2	
Note 4: together with 'COMPOSITES MADRID', 'ROBOTICA MADRID'. These events were held in a physical form																				
<b>Magdeburg (D)</b>																				
	1	6/11	7/11	2 609	2 553	247	56	12	6	78	12			P	4 416		224	6	1	
<b>Málaga (E)</b>																				
	1	29/11	2/12	11 142	3 660	0	2 700	0	1	5	0	0	0	T	600		12		22	
	2	15/9	17/9	24 031	3 100	0	5 400	0	1	75	0	0	0	T	3 000		12		22	
	1	7/10	9/10	5 216	2 743	0	0	0	1	23	0	13	0	T	400		12		22	
	1	25/11	27/11	8 285	4 751	0	900	0	1	19	0	0	0	T	1 300		12		22	
	1	28/10	29/10	8 306	2 443	0	3 660	0	8	27	0	0	0	T	300		12		2	
	1	30/9	1/10	8 383	776	240	0	0	8	59	10	39	0	T	1 644	0	142, 192	7	1, 2	
	1	15/10	17/10	2 569	1 049	0	0	0	1	75	0	15	0	P	2 872		142	7	25	
	1	21/6	22/6	584	382	0	0	0	1	47	0	2	0	T	828	110	142, 143	7	3, 6	
	1	29/9	30/9	1 360	1 360	4	0	0	2	48	1	24	0	T	1 882	87	21, 142	7	5, 10	
	1	26/4	28/4	4 746	2 627	46	0	0	2	70	1	48	0	T	6 450	0	142	7	2, 6	
	1	19/11	20/11	8 164	794	0	0	0	1	52	0	8	0	T	600	0	12		8	
	1	14/5	16/5	10 778	2 007	8	297	0	2	125	1	35	0	P	4 447	0	142	7	1, 2	
	1	11/6	13/6	168	168	ND	0	0	4	94	3	0	0	P	5 789		12		3, 16	
	1	29/9	30/9	982	532	24	0	0	3	23	2	2	0	T		incl. in "GREENCITIES, Foro de Inteligencia y Sostenibilidad Urbana"	142, 325	7	1, 2	
	1	4/11	6/11	6 047	3 008	0	0	0	1	67	0	37	0	T/P	310	310	142	7	15	
	1	14/4	15/4	2 530	942	0	0	0	1	47	0	63	0	T	1 825	27	142	7	19	
	1	19/11	21/11	2 111	2 111	0	0	0	1	110	0	0	0	P	19 000		12		27	

(\*) Please refer to each national definition given at the beginning of the report

## 2021 EVENTS BY CITY

### Physical events

	Interval Year	Opening date	Closing date	Space							Exhibitors				Visitors/Visits (*)		Organizer	Auditor	Industry sector		
				Rented Space (sq.m)							Exhibitors with their own stands		Represented firms		Admission for Trade/Public	Total					
				Total	Halls	Foreign/International (*)	Open air	Foreign/International (*)	from ... countries	Total	Foreign/International (*)	Total	Foreign/International (*)	Total		Foreign/International (*)					
<b>Málaga (E)</b>																					
	1	11/11	13/11	960	138	0	0	0	1	15	0	0	0	T	800		12		22		
<b>Malatya (TR)</b>																					
	1	31/10	2/11	3 800	3 800	0				33	0		10	T/P	3 000	10	347	9	14		
<b>Manisa (TR)</b>																					
	1	22/6	27/6	4 020	4 020	0				122	0		0	T/P	222 000	0	303	9	27		
	1	4/11	7/11	5 494	5 494	0				52	0		0	T/P	55 300	0	303	9	1		
	1	1/10	10/10	2 000	2 000	0				21	0		0	T/P	25 500	0	303	9	8		
<b>Mardin (TR)</b>																					
	1	27/10	30/10	2 850	2 850	0				29	0		1	T/P	24 000	0	362	9	19		
	1	27/10	30/10	9 400	9 400	0				88	0		16	T/P	32 000	240	362	9	1		
<b>Marseille (F)</b>																					
	1	24/09	04/10	36 873	15 302	1 116	21 571	1 118	22	583	103	37	27	P	218 933		292	5	27		
<b>Mersin (TR)</b>																					
	1	20/11	28/11	2 523	2 523	0				95	0		0	T/P	127 453	0	273	9	8		
<b>Metz (F)</b>																					
	1	13/11	14/11	762	762	69			1	67	6			P	1 157		3	5	4		
	1	03/12	05/12	422	422					66				P	2 620		155	5	2		
<b>Montluçon (F)</b>																					
	1	02/10	10/10	8 404	5 816	36	2 588		2	210	2			P	53 409		246	5	27		
<b>Montpellier (F)</b>																					
	1	11/11	14/11	3 047	3 047	254			4	72	8			P	11 155		309	5	3		
	1	08/10	18/10	19 056	15 726	987	3 330		11	335	33			P	71 012		309	5	27		
	1	05/11	07/11	481	481	8			1	69	1			P	5 624		37	5	3		
<b>Muğla (TR)</b>																					
	1	27/7	1/8	1 800	1 800	0				82	0		0	T/P	6 500	0	72	9	3		
	1	23/9	25/9	1 150	1 150	0				22	0		0	T/P	1 842	5	173	9	19		
	1	1/9	4/9	5 135	5 135	0				153	0		0	T/P	41 352	0	113	9	1		
	1	20/10	23/10	4 700	4 700	0				60	0		0	T/P	6 106	307	2	9	1		
<b>Mulhouse (F)</b>																					
	1	07/10	17/10	6 654	5 278	93	1 376	40	25	230	6	242	98	P	119 350		249	5	27		
<b>München (D)</b>																					
	1	16/11	18/11	2 937	2 937	1 245			17	163	68			T	5 125	1 685	250	6	26		
	1	11/10	13/10	22 959	22 959	549			29	1 198	297			T	17 930	4 868	239	6	5		
	2	16/11	19/11	33 319	33 319	12 496			39	897	417			T	19 520	10 827	239	6	18, 19		
<b>Namur (BE)</b>																					
	1	27/11	27/6	2 000					1					P	800		102		9		
	1	2/7	27/11	8 000					1					P	2 000		357		25		
	1	1/12	26/11	8 000					1					P	3 500		26		3		
	1	18/12	24/11	2 000					1					P	2 100		222		8		
	2	10/12	25/11	2 000					1					P	3 600		218		2		
	1	5/12	13/9	6 000					1					P	1 100		313		25		

(\*) Please refer to each national definition given at the beginning of the report

**2021 EVENTS BY CITY**
**Physical events**

	Interval Year	Opening date	Closing date	Space						Exhibitors				Visitors/Visits (*)		Organizer	Auditor	Industry sector	
				Rented Space (sq.m)						Exhibitors with their own stands		Represented firms		Admission for Trade/Public	Total				
				Total	Halls		Open air		from ... countries	Total	Foreign/International (*)	Total	Foreign/International (*)		Total				Foreign/International (*)
					Total	Foreign/International (*)	Total	Foreign/International (*)						Total					
<b>Namur (BE)</b>																			
Valeriane	1	3/9	23/11	8 000					1					P	2 500		252		2
<b>Nancy (F)</b>																			
BRASSEUR - NANCY	1	22/10	24/10	2 876	2 840	810	36		15	218	52			T/P	4 272	169	73	5	2
MARIAGE - NANCY	1	09/10	10/10	367	367	9			1	42	1			P	1 064		3	5	4
<b>Nantes (F)</b>																			
ART TO PLAY - NANTES	1	13/11	14/11	5 437	5 377	203	60	20	6	132	6			P	26 168		116	5	3
DISGROUP	1	07/10	08/10	702	702	36			2	78	4			T	165		146	5	2
INSPIRATION MAISON - HABITAT DÉCO, INSPIRATIONS CRÉATIVES - NANTES	1	29/10	01/11	5 623	5 623	22			1	268	2			P	12 666		116	5	13
POUR L'AMOUR DU FIL - NANTES	1	29/09	02/10	540	540	127			7	44	11			P	3 991		4	5	3
VINS ET GASTRONOMIE - NANTES	1	19/11	21/11	2 122	2 122					184				P	10 817		155	5	2
<b>Nekkerhal Mechelen (BE)</b>																			
Baeckens Books Outlet	1	25/6	27/6	5 871					1	1	0	1	0	P	800	0	343		8
Empack	2	27/10	28/10	12 583					10	150		150		T	3 600	0	88		11
Inspiration Day	1	13/9	13/9	8 031					1	110	0	1	0	T	1 100	0	213		18
Lecot Beurs	1	6/10	8/10	5 871					1	60	0	1	0	T	2 100	0	221		5
STG Beurs	1	2/10	2/10	18 454					1	70	0	3	0	T	2 500	0	312		5
Stoffenspektakel	1	1/11	1/11	5 673					3	80		80		P	3 500	0	313		3
<b>Nürnberg (D)</b>																			
ConSozial	1	10/11	11/11	3 932	3 932	49			5	194	5			T	3 004	31	260	6	22
HOGA Nürnberg	2	17/10	19/10	6 672	6 672	788			11	310	34	15	4	T	8 443		8	6	2
KOMMUNALE	2	20/10	21/10	6 059	5 924	313	135		7	330	24			T	3 220	34	260	6	10
<b>Oporto (P)</b>																			
EMAFA - International Machines, Equipment and Services for Industry	2	1/12	4/12	17 302	17 302	2 554	0	0	16	441	111	0	0	T	15 475	524	118	2	17
<b>Orleans (F)</b>																			
GASTRONOMIE ET VINS - ORLEANS	1	26/11	29/11	2 951	2 951	49			1	224	4			P	13 954		263	5	2
HABITAT & DECORATION - ORLEANS	1	17/09	20/09	4 331	3 726		605			167				P	8 374		263	5	13
<b>Osmaniye (TR)</b>																			
Book Fair Osmaniye	1	22/10	31/10	2 550	2 550	0				75	0		0	T/P	68 750	0	348	9	8
<b>Paris (F)</b>																			
BIM WORLD	1	23/06	24/06	2 368	2 368	98			6	253	8			T	2 693	111	51	5	21
CHOCOLAT - PARIS	1	28/10	01/11	2 197	2 197	453			16	96	28			P	49 425		108	5	2
EDITION SPECIALE - PARIS	1	31/08	01/09	549	549	234				61	26			P	2 052	127	174	4	25
FIAC	1	21/10	24/10	6 889	6 889	4 236			21	183	106			T/P	40 372	2 867	290	5	3
FORUM LABO & FORUM BIOTECH	2	05/10	07/10	4 856	4 856	409			11	253	37			T	5 423	479	151	5	22
FRANCHISE EXPO PARIS	1	26/09	29/09	9 354	9 354	1 150			21	514	89			T	19 017	970	290	5	4
GOURMET SELECTION	1	12/09	13/09	2 205	2 205	467			7	258	43			T	2 924	205	301	5	2
IBS & SMARTCITY & SMART GRID	1	20/10	21/10	1 713	1 713	138			7	134	11			T	2 491	143	172	5	5
IFTM TOP RESA - PARIS	1	05/10	08/10	6 555	6 555	2 114			43	308	71	15	13	T	16 470	2 332	290	5	3
IOT WORLD - M TO M & OBJETS CONNECTÉS - EMBEDDED	1	05/10	06/10	750	750	42			3	80	4			T	1 630	31	52	5	21
MAISON&OBJET	2X1	09/09	13/09	40 782	40 782	24 733			49	1 347	620	40	115	T	65 125	19 412	291	5	13
MARJOLAINE	1	06/11	14/11	3 636	3 636	201				378	22			P	32 115		308	4	10
MILIPOL PARIS	2	19/10	22/10	18 099	18 099	10 221			45	747	415			T	19 681	8 355	66	5	7

(\*) Please refer to each national definition given at the beginning of the report

## 2021 EVENTS BY CITY

### Physical events

	Interval Year	Opening date	Closing date	Space					Exhibitors					Visitors/Visits (*)		Organizer	Auditor	Industry sector	
				Rented Space (sq.m)					Exhibitors with their own stands			Represented firms		Admission for Trade/Public	Total				
				Total	Halls	Foreign/International (*)	Open air	Foreign/International (*)	from ... countries	Total	Foreign/International (*)	Total	Foreign/International (*)		Total				Foreign/International (*)
<b>Paris (F)</b>																			
MOBILITY FOR BUSINESS	1	09/11	10/11	561	561	34			3	63	3			T	545	17	244	5	21
NATEXPO	1	24/10	26/10	12 798	12 798	1 924			21	1 175	227			T	10 223	1 314	308	5	2
NAUTIC - PARIS	1	04/12	12/12	28 027	28 027	6 196			15	406	59			P	169 768	135	253	5	3
PARASITEC	2	17/11	19/11	1 808	1 808	575				92	39			T	2 587	746	269	4	10
PARIS COFFEE SHOW	1	11/09	13/09	924	924	117			8	77	10			P	2 564	84	67	5	2
PARIS PHOTO	1	11/11	14/11	5 448	5 448	3 410				201	118			T/P	56 194	1 304	290	5	3
PARIS RETAIL WEEK (E-COMMERCE/DIGITAL IN STORE)	1	28/09	30/09	4 462	4 462	769			18	317	55	1	1	T	9 801	916	65	5	4
PATRIMOINE CULTUREL - PARIS	1	28/10	31/10	2 971	2 971	188			9	338	15			T/P	11 293	189	37	5	3
PREMIERE CLASSE	2X1	01/10	04/10	1 453	1 453	819			25	231	127			T	3 887	1 828	359	5	25
PREMIERE VISION PARIS	2X1	21/09	23/09	19 207	19 207	15 761				733	563			T	14 021	6 713	274	4	25
PREVENTICA - PARIS	2	30/11	02/12	4 047	4 047					288				T	10 135		69	5	22
REEDUCA PARIS	1	30/09	02/10	3 556	3 556	280			7	97	9	5		T	4 650	175	290	5	22
SALON DE LA COPROPRIÉTÉ - GESTION & VALORISATION DES IMMEUBLES	1	03/11	04/11	2 279	2 279	10			2	178	1	3		T	3 968	38	65	5	15
SALON FAIRE CONSTRUIRE OU RÉNOVER SA MAISON	1	24/09	26/09	959	959					41				P	5 984		265	5	15
SALONS SOLUTIONS	1	05/10	06/10	1 492	1 492	12			1	102	1			T	1 426	46	188	5	21
SHOP ! LE SALON BY POPAI	2	05/10	07/10	2 254	2 254	368			11	119	18			T	4 744	246	290	5	11
SILMO	1	24/09	27/09	17 578	17 578	7 319			32	409	227			T	17 427	6 329	65	5	22
SIMI	1	08/12	10/12	8 703	8 703	20			5	311	6			T	13 328	244	187	5	15
SMCL	1	16/11	18/11	22 246	22 246	624			13	1 006	31			T	42 365	684	187	5	4
SOLUTIONS RESSOURCES HUMAINES	1	07/09	09/09	3 624	3 624	204			8	352	16			T	5 293	168	188	5	21
TRUSTECH	1	30/11	02/12	1 597	1 597	1 277			26	112	84			T	2 912	1 634	65	5	21
VINS DES VIGNERONS INDÉPENDANTS - PARIS	1	02/12	05/12	5 029	5 029					823				P	74 376		352	5	1
WHO'S NEXT - IMPACT - TRAFIC	2X1	03/09	06/09	11 380	11 380	3 696			38	683	267			T	13 595	6 252	359	5	25
<b>Pau (F)</b>																			
FOIRE EXPOSITION - PAU	1	18/09	26/09	4 872	4 085	28	787		2	189	2			P	29 906		267	5	27
SALON DE L'AUTO ET DU VÉHICULE UTILITAIRE DE PAU	2X1	08/10	10/10	5 319	5 271		48			17				P	3 553		267	5	26
<b>Poitiers (F)</b>																			
BRADERIE EMMAUS - POITIERS		02/07	04/07	2 667	2 667					1				P	17 100		68	4	3
BRADERIE EMMAUS - POITIERS		08/10	10/10	2 667	2 667					1				P	21 100		68	4	3
EXPOSITION CANINE - POITIERS	1	23/10	24/10	87	87					6				P	1 091		34	4	1
MAISON DECO VINTAGE - POITIERS	1	01/10	03/10	1 042	1 032		10			65				P	12 234		266	5	13
SALON DE LA GASTRONOMIE - POITIERS	1	20/11	21/11	1 297	1 288		9			91				P	7 337		266	5	2
SALON MARCHÉ AUX TISSUS ET LOISIRS CRÉATIFS	1	18/09	18/09	529	529					26				P	1 974		329	4	25
<b>Poznan (PL)</b>																			
ANIMAL FEST	1	21/8	22/8	3 926	3 926	0	0	0	1	27	0			P	7 500		248	3	16
ART AND CRAFT	1	17/12	19/12	455	455	6	0	0	2	63	1			P	incl.in Cavaliada Poznan		248	3	3
Caravans Salon Poland	1	24/9	26/9	10 583	10 529	3 669	54	0	2	49	11			T	11 312	12	248	3	16
CAVALIADA POZNAŃ	1	16/12	19/12	7 993	7 993	42	0	0	2	106	4			T	15 707		248	3	3
DOG SHOW	1	13/11	14/11	983	965	33	18	0	3	60	2			T/P	15 513		248	3	3
DREMA	1	14/9	17/9	8 270	7 467	2 737	803	0	11	255	44			T	7 199	647	248	3	12
FIT EXPO	1	10/12	12/12	1 064	1 064	0	0	0	1	9	0			T	559		248	3	3

(\*) Please refer to each national definition given at the beginning of the report

## 2021 EVENTS BY CITY

### Physical events

	Interval	Year	Opening date	Closing date	Space					Exhibitors				Visitors/Visits (*)		Organizer	Auditor	Industry sector		
					Rented Space (sq.m)					Exhibitors with their own stands		Represented firms		Admission for Trade/Public	Total					
					Total	Halls	Foreign/International (*)	Open air	Foreign/International (*)	from ... countries	Total	Foreign/International (*)	Total		Foreign/International (*)					Total
<b>Poznan (PL)</b>																				
	1	31/8	3/9	142	142	26	0	0	3	14	2			T	incl.ITM		248	3	19	
	1	2/10	3/10	305	305	0	0	0	1	31	0			P	8 534		248	3	3	
	1	4/11	6/11	6 841	6 841	1 131	0	0	11	198	32			T	10 014	204	248	3	3	
	1	7/9	8/9	33	33	3	0	0	1	6	0			T	324		248	3	4	
	1	14/9	16/9	1 854	1 829	822	25	0	6	82	27			T	incl.DREMA		248	3	9	
	1	4/12	5/12	4 950	4 950	0	0	0	1	53	0			P	4 251		248	3	3	
	1	31/8	3/9	111	111	45	0	0	2	8	4			T	incl.ITM		248	3	7	
ufi	1	31/8	3/9	6 490	6 490	2 832	0	0	15	235	121			T	6 263	102	248	3	19	
	1	11/10	12/10	28	28	0	0	0	1	5	0			T	482		248	3	4	
	1	31/8	3/9	967	967	27	0	0	4	33	3			T	incl.ITM		248	3	26	
	2	22/10	24/10	2 803	2 803	760	0	0	7	105	21			T	3 195	50	248	3	23	
	1	22/10	24/10	4 056	4 056	1 364	0	0	5	73	19			P	28 988		248	3	3	
ufi	1	4/10	6/10	2 950	2 821	927	129	129	12	130	31			T	incl. TAROPAK		248	3	2	
ufi	1	13/10	15/10	6 034	6 034	2 355	0	0	4	106	16			T	3 198	71	248	3	10	
	1	19/6	20/6	10 936	6 105	144	4 831	120	1	31	2			P	5 555		248	3	16	
	1	15/10	17/10	432	432	0	0	0	1	22	0			P	15 956		248	3	3	
	1	24/9	25/9	1 056	1 056	0	0	0	1	78	0			P			259	3	15	
ufi	1	5/11	7/11	11 512	11 512	93	0	0	2	88	4			P	12 851		248	3	16	
	1	28/8	29/8	106	106	0	0	0	1	10	0			P	339		248	3	3	
	1	31/8	3/9	217	217	59	0	0	6	31	7			T	incl.ITM		248	3	19	
ufi	2	4/10	6/10	1 820	1 820	534	0	0	7	66	20			T	6 195	230	248	3	11	
	1	2/10	4/10	1 584	1 584	0	0	0	1	153	0			P	10 482		248	3	2	
ufi	1	24/9	26/9	785	740	29	45	0	6	72	6			T	incl.Caravans Salon		248	3	6	
	1	27/8	29/8	302	302	0	0	0	1	30	0			T/P	707		248	3	2	
<b>Quimper (F)</b>																				
	1	09/10	11/10	2 243	2 243					91				P	6 784		155	5	13	
<b>Reims (F)</b>																				
	1	04/12	05/12	1 141	1 130	65	11		2	100	4			P	12 849		283	5	21	
	1	07/10	10/10	1 836	1 836	48			3	112	4			P	8 337		283	4	13	
	1	12/11	15/11	2 289	2 289					344				P	26 888		283	4	2	
<b>Rennes (F)</b>																				
	1	09/06	11/06	18 711	18 711	2 178			17	1 181	170			T	8 269	558	152	5	2	
	1	25/09	26/09	853	853	48			2	64	2			P	11 426		154	5	3	
	1	14/09	16/09	49 282	23 204	5 415	26 078	12 328	29	1 063	281	23	35	T	74 760	4 629	307	5	1	
	1	29/10	01/11	3 868	3 868					315				P	31 334		155	5	2	
<b>Roanne (F)</b>																				
	1	10/09	12/09	3 664	3 664					26				P	3 119		220	5	26	
	1	10/12	12/12	610	610					55				P	11 461		220	5	27	
<b>Roche sur Foron (F)</b>																				
	1	28/10	01/11	8 792	6 862	87	1 930		5	259	5	335	188	P	22 828		35	5	13	
<b>Rotterdam (NL)</b>																				
ufi	2	2/11	5/11							785	328	785	328	T	19 095	3 629	288		26	
	1	20/9	22/9							304		304		T/P	11 264	439	288		2	
	1x2	6/10	7/10							32				T	698		90		9, 19, 17	
	1x2	6/10	7/10							72				T	830		90		9, 19, 17	

(\*) Please refer to each national definition given at the beginning of the report



## 2021 EVENTS BY CITY

### Physical events

	Interval Year	Opening date	Closing date	Space					Exhibitors				Visitors/Visits (*)		Organizer	Auditor	Industry sector			
				Rented Space (sq.m)					Exhibitors with their own stands		Represented firms		Admission for Trade/Public	Total						
				Total	Halls	Foreign/International (*)	Open air	Foreign/International (*)	from ... countries	Total	Foreign/International (*)	Total		Foreign/International (*)					Total	Foreign/International (*)
<b>Rouen (F)</b>																				
AUTO MOTO VELO MOBILITE - ROUEN	1	23/09	26/09	11 700	11 700						79				P	8 889		141	4	3
<b>Rovaniemi (SF)</b>																				
Construction Fair 2021 Rovaniemi	1	23/10	24/10	792	792		0		1	65		0		T/P	1 148		258	8	5	
<b>Saint Briec (F)</b>																				
VINS ET GASTRONOMIE - SAINT BRIEUC	1	05/11	07/11	504	504						52			P	3 819		155	5	2	
<b>Saint Etienne (F)</b>																				
FOIRE DE SAINT ETIENNE	1	24/09	04/10	9 349	6 397	27	2 952			190	3			P	39 720		294	5	27	
MOUCHE ARTIFICIELLE - SAINT-ETIENNE	2	13/11	14/11	1 242	1 242	135				78	9			T/P	2 435		64	4	3	
<b>Saint Malo (F)</b>																				
VINS ET GASTRONOMIE - SAINT MALO	1	25/09	27/09	467	467					71				P	4 563		155	5	2	
<b>Sakarya (TR)</b>																				
PSB Anatolia 2021	1	8/9	11/9	14 659	14 659	0				138	0		4	T/P	29 403	764	206	9	12	
Sakarya 3. Agriculture Farming Agriculture Machinery Technology Fair	1	11/11	14/11	14 100	14 100	0				165	0		0	T/P	98 469	2 512	156	9	1	
<b>Salzburg (AT)</b>																				
Alles für den Gast Herbst	1	06/11	10/11	18 044	18 044	5 290	0		11	533	190	0		T	12 864		281	1	2	
<b>Samsun (TR)</b>																				
Samsun Agriculture Fair 2021 7th Agriculture, Stock Breeding and Technologies Fair	1	15/9	19/9	5 730	5 730	0				92	0		0	T/P	57 058	0	339	9	1	
Samsun Food 2021 5th Food and Beverage, Food Processing Technologies, Packaging and Logistics Fair	1	23/11	28/11	2 628	2 628	0				41	0		0	T/P	28 138	0	339	9	2	
<b>Şanlıurfa (TR)</b>																				
Forum And Fair Regional Development Investment Cooperation	1	2/9	5/9	1 580	1 580	0				48	0		0	T/P	2 000	0	20,300	9	27	
Şanlıurfa Book Fair	1	5/11	14/11	10 000	10 000	0				68	0		0	T/P	198 000	0	120	9	8	
Şanlıurfa Building and Construction Fair	1	1/6	4/6	9 000	9 000	0				45	0		0	T/P	14 000	0	311	9	19	
Şanlıurfa Food, Agriculture and Livestock Fair	1	2/12	5/12	13 500	13 500	0				81	0		8	T/P	30 000	1 000	311	9	2	
Şanlıurfa Food, Local Products, Souvenirs and Crafts Fair	1	15/2	25/2	2 000	2 000	0				110	0		0	T/P	2 000	0	232	9	2	
Şanlıurfa Marriage Preparations and Furniture Fair	1	18/9	26/9	11 000	11 000	0				33	0		0	T/P	57 000	0	311	9	18	
<b>Santa Cruz de Tenerife (E)</b>																				
II Feria de la Moda de Tenerife	1	22/10	24/10	3 798	1 742	0	0	0	1	46	0	0	0	T/P	2 407		181	7	25	
XVII FEBODA Feria de la Boda, Ceremonia, Regalos y Complementos.	1	22/10	24/10	incl. in "II Feria de la Moda de Tenerife"					1	35	0	0	0	P	incl. in "II Feria de la Moda de Tenerife"		181	7	3	
XXIII EXPOSALDO. Liquidación, Oferta y Descuento	1	10/11	14/11	3 603	3 396	0	0	0	1	80	0	0	0	P	24 385		181	7	27	
<b>Santander (E)</b>																				
ARTESANTANDER	1	24/7	28/7	936	936	83	0	0	5	42	4	0	0	T/P	4 097		12		3	
V Salón Inmobiliario de la Vivienda y Decoración	1	22/10	24/10	742	742	0	0	0	1	29	0	0	0	P	7 854		12		12	
XVI Feria del Producto de Cantabria	1	7/12	13/12	1 044	1 044	0	0	0	1	87	0	0	0	P	9 644		12		2	
<b>Sevilla (E)</b>																				
COFIAN, 1ª edición	1	6/10	7/10	1 300	1 300	0	0	0	1	77	0	0	0	T	4 000		12		19	
EXTENDA GLOBAL OFFF21	2	17/11	18/11	324	324	0	0	0	1	23	0	0	0	T	1 499		12		4	
FIRECA, FERIA INTERNACIONAL RESCATE, AUXILIO Y EMERGENCIAS	1	13/10	15/10	1 320	1 320	254	0	0	3	29	2	0	0	T	1 810	0	132	7	7	
III SEVILLALANDIA	1	22/12	4/1	7 647	6 994	1 250	653	0	2	29		0	0	P	21 421		12		27	

(\*) Please refer to each national definition given at the beginning of the report

**2021 EVENTS BY CITY**
**Physical events**

	Interval Year	Opening date	Closing date	Space						Exhibitors				Visitors/Visits (*)		Organizer	Auditor	Industry sector		
				Rented Space (sq.m)						Exhibitors with their own stands		Represented firms		Admission for Trade/Public	Total					
				Total	Halls	Open air	from ... countries	Total	Foreign/International (*)	Total	Foreign/International (*)	Total	Foreign/International (*)		Total					Foreign/International (*)
<b>Sevilla (E)</b>																				
MANGAFEST- 9ª edición	2x1	4/12	6/12	680	680	0	0	0	1	30	0	0	0	P	24 500		12		3	
MANGAFEST SUMMER EDITION 2021. 1ª	2x1	25/6	27/6	313	313	0	0	0	1	13	0	0	0	P	10 800		12		3	
SALÓN DEL MOTOR - 11ª edición	1	28/10	1/11	20 308	20 308	0	0	0	1	23	0	0	0	P	24 619		123, 132	7	16	
SICAB, 30ª edición	1	16/11	21/11	3 253	3 253	0	0	0	1	89	0	0	0	T/P	206 000		24, 132	7	3	
SURMUEBLE-3º edición	1	28/9	1/10	6 610	6 610	0	0	0	1	63	0	0	0	T	4 634		132	7	12	
TIS (TOURISM INNOVATION SUMMIT )	1	10/11	12/11	3 434	3 434	890	0	0	37	163	55	0	0	T	5 286		132		6	
XXVI FERIA DE LA MUJER	1	26/11	27/11	450	450	0	0	0	1	8	0	0	0	P	4 000		12		3	
XXIV SEVILLA DE BODA	1	5/11	7/11	980	980	0	0	0	1	68	0	0	0	P	3 987		132	7	3	
<b>Silleda (E)</b>																				
FERIA INTERNACIONAL ABANCA SEMANA VERDE DE GALICIA/SALIMAT ABANCA	1	3/9	5/9	28 445	7 995	361	2 080	0	18	273	28	277	112	T/P	57 046	8 164	125	7	2, 27	
<b>Sivas (TR)</b>																				
Sivas 7. Agriculture and Livestock Fair	1	25/8	29/8	15 000	15 000	0				55	0		0	T/P	40 000	0	300	9	1	
<b>Strasbourg (F)</b>																				
FOIRE EUROPEENNE - STRASBOURG	1	03/09	13/09	10 902	7 079	326	3 823		8	209	18			P	53 714		314	5	27	
ST-ART - STRASBOURG	1	25/11	28/11	2 383	2 383	414			6	61	14			P	9 639		314	5	3	
<b>Stuttgart (D)</b>																				
Stuttgarter Messeherbst	1	18/11	21/11	14 280	14 280	1 291			21	546	75			P	53 788	538	219	6	3	
SÜFFA	1	18/9	20/9	5 572	5 572	332			9	172	14	3	2	T	4 678	281	219	6	2	
VISION	2	5/10	7/10	7 236	7 236	3 387			29	296	147			T	5 409	2 114	219	6	19	
<b>Swiebodzin (PL)</b>																				
EKO LAS	2	2/9	4/9	41 371	268	24	41 103	6 939	4	80	13			T	5 016		248	3	1	
<b>Tampere (SF)</b>																				
Asta 2021	1	3/09	5/09	2568	2459		109		1	146		0		P	5382		315	8	21	
Finnish Craft & Design 2021	1	12/11	14/11	5204	5164		40		3	628		0		P	22019		315	8	13	
Gymtec & Sportec 2021	2	3/11	4/11	2534	2522		12		3	58		69		T	1022		315	8	3	
KoneAgria 2021	2	14/10	16/10	18460	15069		3391		8	334		0		T	14652		326	8	1	
Pet Fair 21	1	2/10	3/10	307	307		0		2	45		0		P	10786		315	8	3	
Subcontracting 2021	1	21/09	23/09	12657	12394		262		14	893		645		T	7411		315	8	5	
<b>Tarbes (F)</b>																				
AMERICAN SALOON - TARBES	1	17/09	18/09	1 227	1 227	72			2	72	4			P	2 764		316	5	3	
BIEN-ÊTRE PYRÉNÉES - TARBES	1	25/09	26/09	531	459	18	72		1	51	1			P	2 480		316	5	14	
BOURSE D'ÉCHANGE - TARBES - JUILLET	1	04/07	05/07	6 954	6 954	426				205	5			P	7 000		62	4	27	
BRADERIE DU SKI - TARBES	1	05/11	07/11	1 009	1 009					19				P	6 417		316	5	3	
GEEK FESTIVAL - TARBES	1	04/12	05/12	270	270					20				P	2 429		316	5	3	
<b>Tekirdağ (TR)</b>																				
4. Euro Anımlia Trakia European Livestock Milk and Dairy Products Industrial, Business Machines Fair	1	3/8	7/8	5 800	5 800	0				27	0		0	T/P	105 000	0	285	9	1	
Agriculture and Technology Days 2021	1	1/9	4/9	11 929	11 929	2 400			6	93	3		11	T/P	18 743	52	82	9	1	
Çorlu 14. Tarımtech Trakia European Livestock Industry and Food Fair	1	3/8	7/8	17 000	17 000	0				90	0		0	T/P	105 000	0	285	9	1	
International Field Days 2021	1	25/5	28/5	14 110	14 110	0			7	72	0		3	T/P	15 263	0	82	9	1	
<b>Tokat (TR)</b>																				
Tokat Food, Agriculture, Livestock and Local Products Fair	1	28/9	2/10	5 896	5 896	0				85	0		0	T/P	130 000	0	268	9	1	

(\*) Please refer to each national definition given at the beginning of the report

**2021 EVENTS BY CITY**
**Physical events**

	Interval Year	Opening date	Closing date	Space					Exhibitors					Visitors/Visits (*)		Organizer	Auditor	Industry sector	
				Rented Space (sq.m)					Exhibitors with their own stands			Represented firms		Admission for Trade/Public	Total				
				Total	Halls		Open air		from ... countries	Total	Foreign/International (*)	Total	Foreign/International (*)		Total				Foreign/International (*)
<b>Torre Pacheco (E)</b>																			
BODA Y HOGAR	1	26/11	28/11	4 945	1 960	0	0	0	1	70	0	0	0	T/P	5 784		179	7	13, 25
DESEMBALAJE DE ANTIGUEDADES	1	24/9	26/9	1 851	1 851	20	0	0	3	93	2	0	0	T/P	8 298		179	7	3
EXPOSICIÓN CANINA	1	13/11	14/11	5 854	636	12	0	0	2	24	1	0	0	T/P	12 513		179, 279	7	1, 3
SALON DE LA AUTOMOCION E INDUSTRIAS AFINES	1	10/12	12/12	10 061	10 061	0	0	0	1	43	0	0	0	T/P	10 566		179	7	16
<b>Toulouse (F)</b>																			
RENCONTRES NATIONALES DU TRANSPORT PUBLIC	2	28/10	30/10	4 131	4 131	212			8	175	13			T	5 571	164	147	5	26
<b>Tours (F)</b>																			
FOIRE EXPOSITION - TOURS	1	02/07	11/07	13 080	13 080	99				234	7			P	204 280		331	4	27
<b>Turku (SF)</b>																			
Construction & Interior Design 2021	1	27/08	29/08	1854	1802			52	1	71		0		P	1138		335	8	13
Infratech 2021	2	13/10	14/10	3570	2992			578	3	194		0		T	2393		190	8	5
RekryExpo 16.11.2021	1	16/11	16/11	230	230			0	1	38		0		P	1101		335	8	8
Skilled Women Fair	1	30/10	31/10	820	811			9	2	87		0		P	2165		335	8	3
Turku Book Fair / Turku Food and Wine Fair	1	1/10	3/10	2210	2200			10	2	135		5		P	10138		335	8	3
Turun Talouspäivät Säästä & Sijoita 2021	1	22/10	23/10	72	72			0	1	11		6		P	381		335	8	4
<b>Uşak (TR)</b>																			
Uşak 6. Aegean Agriculture and Livestock, Dairy Technology, Farm Equipment, Agriculture Machinery and Greenhouse Technology Fair	1	16/9	19/9	12 000	12 000	0				110	0		0	T/P	35 840	0	156	9	1
<b>Utrecht (NL)</b>																			
Computable Awards	1	3/11	3/11							42	0			T	220		200		21
Eurospoor	1	29/10	1/11	13 981						120	20			P	10 000		105		3
EventSummit	1	20/5	20/5	26 146						150				T	3 000		53		3
ICT&Logistiek	1	10/11	11/11	2 845						140				T	3 874		200		26
Kampeeren Caravan Jaarbeurs (KCJ)	1	6/10	10/10	21 338	29 347	6 930	0	0	7	155	21	6	0	P	32 595		200		3
KreaDoe	2x1	27/10	31/10	4 259						157				P	25 896		200		3
Retailbeurs najaar	2x1	12/9	14/9	5 842						153				T	2 085		200		4
Second Home	2x1	1/10	3/10	13 749						140	50			P	6 500		121		12
Spellenspektakel	1	6/11	7/11	12 343						105	15			P	18 000		277		3
Studiekeuzebeurs Midden/ Buitenland Beurs	1	26/11	27/11	19 998										P	18 000		261		8
Vakbeurs Openbare ruimte	1	22/9	23/9	22 748										T	5 500		119		5
Webwinkel Vakdagen Summer Edition	1	7/7	8/7	32 592										T	5 000		261		21
<b>Valencia (E)</b>																			
2 RUEDAS - VLC BIKES	1	12/11	14/11	11 447	6 374	60	0	0	2	61	1			P	10 019	31	128	7	16
ECOFIRA - Feria Int. de las soluciones medioambientales de la energía.	1	5/10	7/10	1 544	1 518	0	0	0	1	47	0	0	0	T	1 209	23	128	7	10
EXPOCANINA	1	18/12	19/12	1 984	100	0	0	0	1	5	0	0	0	P	2 000	0	12		3
FERIA DEL AUTOMOVIL - VALENCIA MOTOR CLASSIC	1	3/12	6/12	40 905	24 624	40	0	0	2	118	1	0	0	P	25 571	491	128	7	16
FERIA VEHICULO SELECCIÓN OCASIÓN - Feria Vehículo Ocasión	1	3/6	6/6	22 040	11 369	0	0	0	1	33	0	0	0	P	15 851	9	128	7	16
FIESTA Y BODA - Feria de productos y servicios para eventos y celebraciones.	1	22/10	24/10	2 336	1 786	0	0	0	1	162	0	0	0	T/P	7 619	2	128	7	3
HYGIENALIA - Feria de la limpieza y la higiene Industrial	2	9/11	11/11	3 789	3 539	346	0	0	5	109	17			T	4 470	474	128	7	22

(\*) Please refer to each national definition given at the beginning of the report



**2021 EVENTS BY CITY**
**Physical events**

	Interval	Year	Opening date	Closing date	Space					Exhibitors				Visitors/Visits (*)			Organizer	Auditor	Industry sector	
					Rented Space (sq.m)					Exhibitors with their own stands		Represented firms		Admission for Trade/Public	Total					
					Total	Halls	Foreign/International (*)	Open air	Foreign/International (*)	from ... countries	Total	Foreign/International (*)	Total		Foreign/International (*)	Total				
<b>Wroclaw (PL)</b>																				
DENTAMED	1	5/11	6/11	656	656	52	0	0	6	75	11			T	956	6	317	3	22	
REAL ESTATE	1	16/10	17/10	406	406	12	0	0	2	33	1			P			259	3	15	
<b>Yozgat (TR)</b>																				
Yozgat 11. Agriculture, Food and Livestock Fair	1	26/8	29/8	14 695	14 695	0				170	0		36	T/P	132 584	72	211	9	2	
Yozgat Construction and Furniture Fair	1	23/6	27/6	7 960	7 960	0				47	0		0	T/P	157 000	0	211	9	19	
Yozgat Marriage Preparations Fair	1	23/6	27/6	6 372	6 372	0				85	0		0	T/P	186 000	0	211	9	25	
<b>Zamora (E)</b>																				
ECOCULTURA	1	8/10	10/10	7 400	7 000	200	0	0	3	93	13	140	15	P	15 000	0	12		2, 10	
FERIA HISPANOLUSA DE LA INDUSTRIA MUSICAL	1	26/3	28/3	6 800	5 800	600	1 000	0	3	105	7	0	0	T/P	1 600	0	180, 358		3	
VENANDI, FERIA TRANSFRONTERIZA DE CAZA Y PESCA	1	3/9	5/9	714	714	30	0	0	2	63	3	0	0	T/P	12 500	0	180	7	3	
<b>Zaragoza (E)</b>																				
ARATUR - SALÓN ARAGONÉS DEL TURISMO	1	26/11	28/11	640	619	40	0	0	2	20	1	32	0	T/P	1 900	0	127	7	6	
EXPOFIMER - FERIA INTERNACIONAL DE MANTENIMIENTO DE ENERGÍAS RENOVABLES	1	15/12	16/12	804	804	30	0	0	4	51	3	0	0	T	2 132	18	7, 127	7	9	
FERIA GENERAL	1	9/10	17/10	20 965	20 765	81	200	0	4	65	5	0	0	P	33 973	0	127	7	27	
FIGAN - FERIA INTERNACIONAL PARA LA PRODUCCIÓN ANIMAL	2	21/9	24/9	21 405	19 924	1 418	0	0	26	295	39	256	85	T	27 554	384	127	7	1	
NUPZIAL - SALÓN DE SERVICIO PARA CONGRESOS, BODAS Y ACONTECIMIENTOS	1	5/11	7/11	1 474	731	0	0	0	1	50	0	0	0	T/P	3 146	0	104, 127	7	3	
SMAGUA - SALÓN INTERNACIONAL DEL AGUA Y DEL RIEGO	2	19/10	21/10	4 330	4 024	210	0	0	24	104	11	480	179	T	5 394	130	127	7	10	
SMOPYC - SALÓN INTERNACIONAL DE MAQUINARIA DE OBRAS PÚBLICAS, CONSTRUCCIÓN Y MINERÍA	3	17/11	20/11	41 273	34 063	3 927	6 764	1 050	29	289	47	989	365	T	16 838	480	127	7	5	
SPAPER - SALÓN INTERNACIONAL DE LA MAQUINARIA Y EQUIPOS PARA LA CELULOSA, PAPEL Y CARTÓN	2	19/10	21/10	incl. in "SMAGUA - SALÓN INTERNACIONAL DEL AGUA Y DEL RIEGO"					3	20	2	35	13	T	incl. in "SMAGUA - SALÓN INTERNACIONAL DEL AGUA Y DEL RIEGO"		127	7	10, 19	
STOCK-CAR - SALÓN DEL VEHÍCULO DE OCASIÓN	1	27/5	30/5	16 500	16 500	0	0	0	1	36	0	0	0	P	10 114	0	127	7	16	

(\*) Please refer to each national definition given at the beginning of the report

**2021 EVENTS BY CITY**  
**Hybrid and digital events**

	Format	Interval/Year	Opening date	Closing date	Space					Exhibitors								Visitors/Visits (*)				Organizer	Auditor	Industry sector										
					Rented Space (sq.m)					from .. countries	TOTAL	Total foreign/ international	Onsite				Online		Admission for Trade/Public	TOTAL	Total foreign/ international				Onsite		Online							
					Total	Halls		Open air					Exhibitors with their own stands	Represented firms	Exhibitors with their own stands	Represented firms	TOTAL	Foreign/ International (*)							TOTAL	Foreign/ International (*)								
						Total	Foreign/ International (*)	Total	Foreign/ International (*)																			Total	Foreign/ International (*)	Total	Foreign/ International (*)			
<b>A Coruña (E)</b>																																		
BIOCULTURA ON 2021	D	1	21/1	23/1						1												51	0	P					3 503	33		1, 12		
<b>Albacete (E)</b>																																		
ALBACETE FERIMOTOR - XXI Feria del Automóvil Nuevo, Usado y de Ocasión	D	1	20/5	30/5						1												19	0	P					1 676	176	7	16		
<b>Barcelona (E)</b>																																		
BFORPLANET	H	1	7/7	8/7	1 780	72	0	0	0	1			12	0	0	0									T			606	31	1 061	134	7	10	
BIZ BARCELONA	H	1	9/11	11/11	4 626	941	16	0	0	2			30	1	0	0									T/P			5 329	111	284	134	7	4	
PISCINA & WELLNESS BARCELONA	H	2	29/11	2/12	13 347	11 129	4 844	0	0	24			181	100	10	7									T			9 374	3 964	1 434	134	7	3	
SMART-CITY EXPO WORLD CONGRESS	H	1	16/11	18/11	13 593	7 124	3 039	0	0	25			118	68	279	228									T			13 182	6 005	1 123	134	7	21	
<i>Note: together with "TOMORROW MOBILITY WORLD CONGRESS" and "PUZZLE X". These events were held in a hybrid form</i>																																		
<b>Brusel (BE)</b>																																		
Infosec BE	D	1	31/3	1/4						10															T						2 249	200		21
<b>Copenhagen (DK)</b>																																		
Infosecurity Denmark	H	1	29/9	30/9									39	0	0										T			3 000			200		21	
<b>Don Benito (E)</b>																																		
AGROEXPO FORO INTERNACIONAL (CONGRESUAL)	D	1	26/1	29/1						1															T/P					10 168	131		1	
FIAL - Feria Ibérica de Alimentación, Hostelería y Tecnología Alimentaria (CONGRESUAL)	D	1	26/5	28/5						1															T/P					6 330	131		2	
FIO 2021 - TURISMO ORNITOLÓGICO	D	1	26/2	28/2						1															T					2 907	131, 202		6	
<b>Düsseldorf (D)</b>																																		
CARAVAN SALON DÜSSELDORF	H	1	27/8	5/9	105 239	102 748	33 855	2 491	581	31	653	244													T/P		185 599	17 075				235	6	3
<b>Frankfurt am Main (D)</b>																																		
Formnext	H	1	16/11	19/11	19 082	19 082	9 778			35	606	322													T		17 853	8 607				234	6	19
<b>Hannover (D)</b>																																		
INTERGEO	H	1	21/9	23/9	5 465	5 465	2 798			28	199	102													T		7 224				164	6	10	
<i>Note: Event with changing venues</i>																																		
<b>Köln (D)</b>																																		
Anuga	H	2	9/10	13/10	93 628	93 628	81 993			92	4 443	4 099													T		69 549	51 901				212	6	2
IDS	H	2	22/9	25/9	24 380	24 380	14 279			47	821	591			9	6									T		23 484	13 055				212	6	22
<b>Las Palmas de Gran Canaria (E)</b>																																		
ATLANTUR, FERIA PROFESIONAL PARA ESTABLECIMIENTOS TURÍSTICOS	H	1	21/4	23/4	1 439	279	24	0	0	4			31	3	0	0									T/P			281	22	307	185	7	2, 6	
FIMAR 10ª FERIA INTERNACIONAL DEL MAR	H	1	2/7	4/7	490	0	0	430	0	1			25	0	0	0									T/P		2 493	0	142	45, 185	7	3, 10		
<b>Lisbon (P)</b>																																		
ARCO Lisboa	D	1	12/9	19/9						2															T						178	7	3	
<b>Madrid (E)</b>																																		
AMAZON GAMERGY MAPFRE EDITION	H	1	17/12	19/12	8 343	8 343	24	0	0	2			18	1	0	0									P			18 986		9 502	145, 178	7	6	
AULA LIVEConnect	D	1	1/4	21/4						6															P					6 370	178	7	8	
<i>Note: together with "CONGRESO RED + Interdidac LIVEConnect", "EXPOEARNING LIVEConnect", "SALÓN INTERNACIONAL DE POSTGRADO Y FORMACIÓN CONTINUA LIVEConnect", "SCHOOLS DAY LIVEConnect", "THE SUMMIT BY SIMO EDUCACIÓN EDICIÓN ESPECIAL". These events were held in a digital form.</i>																																		
BISUTEX	H	2x1	16/9	19/9	4 110	4 110	545	0	0	11			170	22	9	2									T			4 865	368	incl. in "INTERGIFT"	178	7	24	
CLIMATIZACIÓN Y REFRIGERACIÓN – C&R	H	2	16/11	19/11	15 580	15 580	1 428	0	0	12			188	32	125	1									T			15 174	1 421	18 047	178	7	19	

(\*) Please refer to each national definition given at the beginning of the report

## 2021 EVENTS BY CITY



### Hybrid and digital events

	Format	Interval	Year	Opening date	Closing date	Space				Exhibitors								Visitors/Visits (*)				Organizer	Auditor	Industry sector						
						Rented Space (sq.m)				from ... countries	TOTAL	Total foreign/ international	Onsite				Online		Admission for Trade/Public	TOTAL	Total foreign/ international				Onsite		Online			
						Total	Halls		Open air				Exhibitors with their own stands		Represented firms		Exhibitors with their own stands	Represented firms							Total	Foreign/ International (*)		Total	Foreign/ International (*)	
							Total	Foreign/ International (*)	Total				Foreign/ International (*)	Total	Foreign/ International (*)	Total														Foreign/ International (*)
<b>Madrid (E)</b>																														
						1 597	1 597	0	0	0	1			51	0	0	0			T				1 500		600	12	3		
ufi		H	1	9/10	11/10	44 039	44 039	5 883	0	0	49			332	93	4 893	654			T/P				12 982	1 144	14 194	178	7	6	
		H	1	16/11	18/11	933	933	0	0	0	1			59	0	0	0			P				3 565	0	4 269	178,298	7	21	
ufi		H	1	5/10	7/10	41 073	41 073	12 556	0	0	38			875	266	0	0			T				36 979	13 520	22 504	178	7	2	
ufi		H	1	16/11	18/11	7 159	7 159	1 043	0	0	23			195	28	44	34			T				16 640	922	4 626	178	7	9	
		D	1	17/6	19/6						2									T						2 004	178	7	3	
ufi		H	2x1	15/9	19/9	16 322	15 593	1 999	730	0	12			146	28	4	3			T				17 765	1 305	30 722	178	7	13	
ufi		D	1	1/3	21/3						2									T						1 881	178	7	2	
ufi		H	2	13/10	15/10	2 198	2 198	211	0	0	10			108	11	0	0			T				2 250	738	2 387	178	7	21	
ufi		H	2x1	16/9	19/9	3 908	3 908	1 264	0	0	10			136	39	1	0			T				6 420	310	incl. in "INTERGIFT"	178	7	24	
		H	1	11/11	13/11	3 507	3 507	0	0	0	1			6	0	0	0			P						5 346	47,178	7	4	
ufi		H	2x1	17/9	19/9	4 737	4 737	1 552	0	0	11			154	52	0	0			T				6 059	534	incl. in "INTERGIFT"	178	7	25	
ufi		D	1	30/11	1/12						3									T						1 623	178	7	8	
ufi		H	2	2/11	4/11	2 685	2 681	48	4	0	3			56	3	0	0			T				1 152	47	2 394	178	7	26	
ufi		H	1	25/11	27/11	6 500	6 500	0	0	0	2			54	1	0	0			P				0	0	5 250	77,178	7	6	
<b>Málaga (E)</b>																														
		H	1	28/10	29/10	6 159	1 620	0	0	0	1			18	0	0	0			T				800			12	4		
		H	1	19/10	20/10	3 460	133	0	38	0	1			36	0	0	0			T				300			12	2,4		
		D	1	11/11	12/11						1									T/P						18 826	142,289	7	8	
<b>Nürnberg (D)</b>																														
		H	1	28/9	30/9	30 054	30 054	9 275			33	789	321							T			23 982	7 055			260	6	11	
		H	1	18/10	19/10	3 959	3 959	462			15	165	27							T			3 462	351			260	6	19	
		H	1	12/10	14/10	4 916	4 916	963			18	273	73							T			5 184	436			260	6	7	
<b>Offenbach (D)</b>																														
ufi		H	1	4/9	6/9	9 361	9 361	4 554			20	174	93							T			1 674	318			240	6	25	
<b>Salamanca (E)</b>																														
		H	1	3/9	7/9	21 852	14 110	ND	0	0	2			279	1	0	0			T/P						incl. in "SALAMAQ - 7ª FERIA DEL SECTOR AGROPECUARIO"	79	7	1	
		H	1	3/9	7/9	13 246	2 292	27	10 271	0	2			156	2	6	0			T/P				31 981		3 802	79	7	1	
<b>Stuttgart (D)</b>																														
		H	1	5/10	7/10	3 434	3 434	564			11	117	25							T			1 928	363			75	6	19	
<b>Utrecht (NL)</b>																														
		D	1	20/5	20/5															T						211	200	5		
		D	1	18/5	20/5						1									T						3 880	200	22		
		D	2x1	28/5	30/5						2									P						2 580	200	3		
		D	1	12/10	14/10															T						511	200	21		
		H	1	3/11	4/11	6 866	5 904	170			6			51	12	7				P				2 625		491	200	21		
		H	1	15/4	23/4		13 749													P				50			135	4		
		D	1	4/6	5/6						24									P						7 000	200	6		

(\*) Please refer to each national definition given at the beginning of the report

## 2021 EVENTS BY CITY

### Hybrid and digital events

	Format	Interval Year	Opening date	Closing date	Space								Exhibitors								Visitors/Visits (*)				Organizer	Auditor	Industry sector		
					Rented Space (sq.m)				from ... countries	TOTAL	Total foreign/international	Onsite				Online		Admission for Trade/Public	TOTAL	Total foreign/international	Onsite		Online						
					Total	Halls		Open air				Exhibitors with their own stands		Represented firms		Exhibitors with their own stands	Represented firms				Total	Foreign/International (*)		Total				Foreign/International (*)	
						Total	Foreign/International (*)	Total				Foreign/International (*)	Total	Foreign/International (*)	Total														Foreign/International (*)
<b>Valencia (E)</b>																													
	D	1	25/5	26/5						1						7	0	T							2 338	128	7	5	
	H	1	29/10	30/10		0	0	0	0	1		38	0	0	0			T			180				20 000	42.128		21	
	D	1	10/5	14/5						1						20	0	T							8 325	128	7	4	
	H	2	20/10	22/10	3 050	2 532	268	0	0	4		66	11					T			495	124		2 500	128	7	4		
	H	1	7/11	9/11	5 389	3 444	184	0	0	3		170	2					T/P					2 792	46	8 900	128	7	2	

(\*) Please refer to each national definition given at the beginning of the report