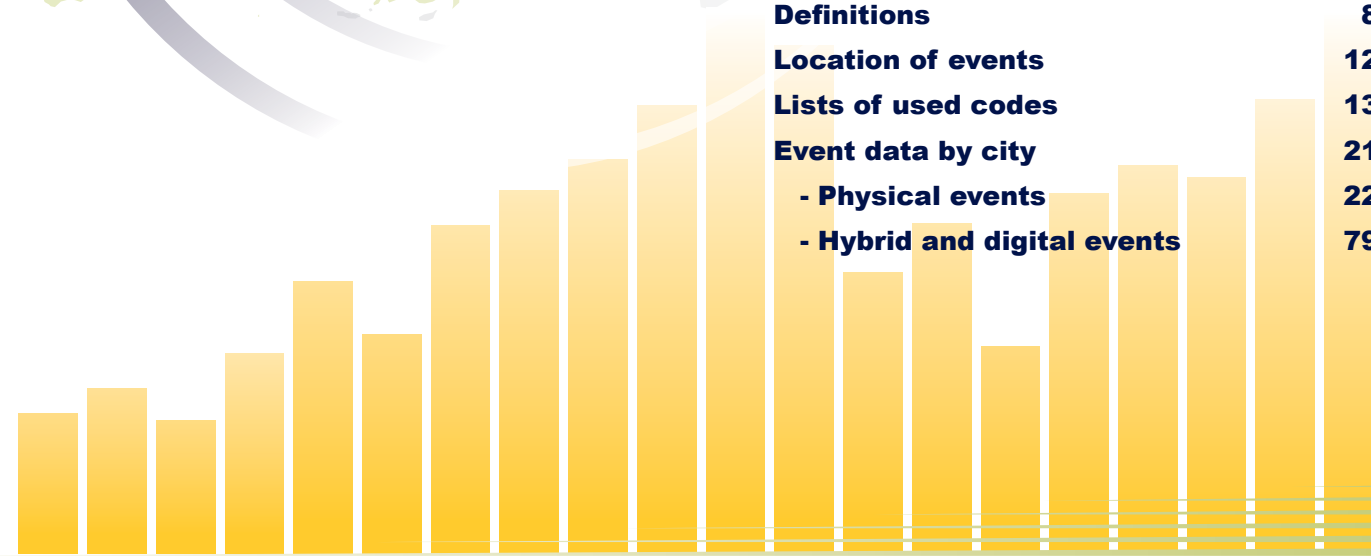


Euro Fair Statistics 2022



Euro Fair Statistics 2022



Facts about Euro Fair Statistics	4
Introduction	5
UFI message	6
Definitions	8
Location of events	12
Lists of used codes	13
Event data by city	21
- Physical events	22
- Hybrid and digital events	79

Certified Key Figures of Exhibitions in Europe

Austria

Belgium

Bulgaria

Czech Republic

Finland

France

Germany

Hungary

Italy

Poland

Portugal

Spain

The Netherlands

Turkey

FACTS ABOUT EURO FAIR STATISTICS

The 2022 edition contains the certified statistics of 1 826 exhibitions from 14 countries*.

For the second year, the inclusion of hybrid events was made possible and some countries provided data for a total of 43 such events.

Countries	Physical	Hybrid
Austria (AT)	2	
Belgium (BE)	98	
Bulgaria (BG)	4	
Czech Republic (CZ)	1	
Finland (SF)	49	4
France (F)	298	
Germany (D)	144	5
Hungary (HU)	10	
Italy (I)	228	
Poland (PL)	121	
Portugal (P)	18	
Spain (E)	336	34
The Netherlands (NL)	61	
Turkey (TR)	413	
TOTAL	1783	43

(*) Only events that could show a minimum set of data were taken into consideration

At all these events, organized by 710 organisers, 438 925 exhibitors and 44,4 million visitors were registered. 40% of the exhibitions were addressed to trade visitors, 27% to public visitors and 33% to both target groups.

For physical events, 18.4 million square metres of rented space were registered - UFI estimates that those certified events present in this report represents, in 2022, around 47% of the European exhibition market in terms of net space rented – and the breakdown of those events by industry sector (provided by each partner) is presented in the table on the right. As 6% of all events had more than one industry sector mentioned, the cumulated % of the number of events reaches 108%.

Industry sector (UFI code)	Rented space		Number of events	
	sqm	%		%
Leisure, Hobby, Entertainment (3)	2 473 436	12%	352	18%
Agriculture, Forestry, Fishery (1)	2 192 716	11%	152	8%
Engineering, Industrial, Manufacturing, Machines, Instruments, Hardware (19)	1 922 185	9%	137	7%
Food and Beverage, Hospitality (2)	1 782 304	9%	163	8%
Construction, Infrastructure (5)	1 521 838	7%	92	5%
General (27)	1 143 405	6%	99	5%
Textiles, Apparel, Fashion (25)	1 011 923	5%	141	7%
Automobiles, Motorcycles (16)	956 037	5%	67	3%
Health, Medical Equipment (22)	722 358	4%	69	4%
Transport, Logistics, Maritime (26)	695 819	3%	50	3%
Education (8)	683 473	3%	78	4%
Furniture, Interior design (12)	639 382	3%	70	4%
Energy, Oil, Gas (9)	558 177	3%	39	2%
IT and Telecommunications (21)	524 788	3%	47	2%
Business Services, retail (4)	490 596	2%	64	3%
Electronics, Components (18)	425 584	2%	32	2%
Environmental Protection (10)	403 291	2%	37	2%
Premium, Household, Gifts, Toys (13)	356 531	2%	24	1%
Chemistry (17)	346 232	2%	25	1%
Security, Fire Safety, Defense (7)	333 669	2%	32	2%
Real Estate (15)	325 565	2%	56	3%
Travel (6)	280 458	1%	25	1%
Beauty, Cosmetics (14)	278 676	1%	39	2%
Printing , Packaging (11)	273 416	1%	27	1%
Jewelry, Watch & Accessories (24)	185 457	1%	32	2%
Optics (23)	43 467	less than 1%	4	less than 1%
Aviation, Aerospace (20)	24 223	less than 1%	3	less than 1%

INTRODUCTION

This report includes the data provided by the 11 bodies mentioned below who certify that the statistics contained in this report have been issued according to the definitions outlined hereafter.



Xabier Basañez Llantada
President of AFE, Spain



Mirela Brkic
President of FEBELUX,
Belgium & Luxembourg



Maurizio Danese
Chairman of the Italian Exhibition and
Trade Fair Association, Rimini, Italy



Cengiz Delibaş
Deputy Secretary General,
TOBB, Turkey



Pedro Aleixo Dias
BDO & Associados, Portugal



Renaud Hamaide
Co-président UNIMEV, France



Tomasz Kobierski
Chairman of CENTREX
International Exhibition Statistics Union
Budapest, Hungary



Dr Jochen Koeckler
Chairman of FKM, Germany




Barbara Leithner
Chairwoman of FKM Austria



Marja Pekkanen
Chair of The Association of Trade Fair
and Event Organisers, Finland



Dineke Philipse
Association manager of CLC-VECTA
Centrum voor Live Communication, The
Netherlands



Pierre-Louis Roucaries
Co-président UNIMEV, France

UFI MESSAGE

UFI, the Global Association of the Exhibition Industry is happy to present the thirteenth edition of this report.

As mentioned earlier, the scope of this edition is reduced compared to previous years due to the impact of the COVID-19 pandemic, with less countries covered, while the inclusion of hybrid events was made possible for the second time.

Due to the different levels of development and global diversity, methods may vary slightly from country to country but all the national bodies who have taken part in this study guarantee the quality of the statistics they have provided. Those statistics relate, since the 2012 edition of this report, to certified data, in addition to audited data.

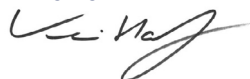
UFI strongly believes that auditing should, wherever possible, be done in a consistent manner to make figures comparable and audited events are identified as such in this report with the name of the auditor.

UFI continues to play an important role in developing a basic minimum standard for the industry including the publication and implementation of "[UFI's Auditing Rules for UFI Approved Events](#)". The latter are identified in the report (*). Since 2021, those rules include definitions of digital and hybrid events.

If you have any questions or comments, please contact research@ufi.org.

Paris, November 2023

Kai Hattendorf
UFI Managing Director / CEO



(*) The "UFI Approved Event" label is given to exhibitions organized by UFI members after a quality assessment. In 2023, UFI approves more than 970 events.



UFI is the leading global association of the world's tradeshow organisers and exhibition centre operators, as well as the major national and international exhibition associations, and selected partners of the exhibition industry.

UFI's main goal is to represent, promote and support the business interests of its members and the exhibition industry. UFI directly represents around 50,000 exhibition industry employees globally, and also works closely with its 69 national and regional associations members. More than 800 member organisations in 86 countries and regions around the world are presently signed up as members.

More than 970 international trade fairs proudly bear the UFI approved label, a quality guarantee for visitors and exhibitors alike.

UFI members continue to provide the international business community with a unique marketing media aimed at developing outstanding face-to-face business opportunities.

UFI Headquarters

17 rue Louise Michel
92300 Levallois-Perret, France
+33 (0)1 46 39 75 00

www.ufi.org

THE FIGURES LISTED IN THIS REPORT HAVE BEEN PROVIDED BY:

AEFI – Associazione Esposizioni e Fiere italiane

Via Emilia, 155 47921 Rimini, Italy
+39 (0541) 744 229
info@aefi.it
www.aefi.it

AFE - Asociación de Ferias Españolas

CAMARA DE COMERCIO DE ESPAÑA
C/ Ribera del Loira 12
Primera Planta
E-28042 Madrid, Spain
+ 34 680214893
jpuchalt@afe.es
www.afe.es

Association for Voluntary Control of Fair Statistics (FKM-Austria)

Messeplatz 1
A-1021 Vienna, Austria
+43 (1) 72 72 00
info@messe.at
www.messe.at

BDO & Associados

Avenida da Republica 50–10°
P-1069-211 Lisbon, Portugal
+351 2 17 99 04 20
Pedro.Dias@bdo.pt
www.bdo.pt

CENTREX – International Exhibition Statistics Union

Albertisai út 10.
H-1101 Budapest, Hungary
+36 30 619 7646, +36 30 948 5124
info@centrexstat.org
www.centrexstat.org

CLC-VECTA

Bisonspoor 3002 - B509
3605 LT Maarssen
The Netherlands
+31 (0)346 - 352 444
info@clcvecta.nl
www.clcvecta.nl

FEBELUX

c/o BRUSSELS EXPO
Place de Belgique 1
1020 Bruxelles
+32 484 056 688
info@febelux.com
www.febelux.com

Society for Voluntary Control of Fair and Exhibition Statistics (FKM)

Littenstrasse 9
10179 Berlin, Germany
+49 (30) 2 40 00-0
info@fkm.de
www.fkm.de

The Association of Trade Fair and Event Organisers

c/o Messukeskus, Helsinki Expo and Convention Center
P.O.Box 21, FI-00521 Helsinki, Finland
+358 40 450 3250
Reija.kononen@messukeskus.com
<https://messutsuomessa.fi/>

UNIMEV – OJS department (France)

11, Rue Friant
F-75014 Paris, France
+33 (1) 53 90 20 12
ojs@unimev.fr
www.ojs.fr

Union of Chambers and Commodity Exchanges of Turkey (TOBB)

Dumlupınar Bulvarı No:252 (Eskişehir Yolu 9. Km.)
06530 / Ankara, Turkey
+90 (312) 218 22 82
info@tobb.org.tr
www.tobb.org.tr

DEFINITIONS

AFE Spanish Trade Fair Association (Spain)

Space

The exhibition space is divided into indoor and outdoor areas and it is also divided into Spanish and foreign exhibitors. Special exhibitions (other participations) include special exhibitions and demonstrations related to the theme of the exhibition but it is independent of the exhibitors' area. All those figures are considered as net exhibition space.

Exhibitors

Direct exhibitors: Exhibitors who occupy their own stands and receive and pay directly the invoices of the organiser of the exhibition. Indirect exhibitors (or represented firms): Exhibitors who do not have their own stands but present their products in stands of direct exhibitors. In the case of collective or grouped participation, the different exhibitors are considered direct when they occupy an area of at least 9 m². Exhibitors occupying less than 9 m² are considered indirect.

Visitors

Identified visitors: number of visitors (visits) who go into the exhibition and whose data are managed and kept by the organiser. Other tickets: these figures include sold tickets and controlled invitations that allow the access to the exhibition and their use can be verified. Total visitors are the identified visitors plus other tickets.

BDO & Associados (Portugal)

Space

The total rented space includes both hall space and open-air space contracted by the exhibitors, whether it is paid or unpaid, and it corresponds to the number of square meters effectively occupied by them.

The rented space is divided into national and foreign in accordance with the exhibitor classification.

Exhibitors

The main exhibitor is the entity contracting directly with the organiser. Co-exhibitor is the entity which presents its products/services on the main exhibitor's stand with its own staff.

A represented company is one who is not present with their own staff, and whose products or services are present on a main exhibitor's or co-exhibitor's stand. These represented companies are excluded from the calculation of the total number of exhibitors.

Visitors

Any person entering the fair/trade show during its official opening hours who presents at control access either a ticket or a card proving payment on the entrance fee or an invitation card is considered as visitor. Visitors exclude the staff of exhibitors, services providers and organisers.

The visitor whose address is located in another European or Third country is considered as foreign visitor.

An additional visit, to be verified as made on a different day from the first visit is considered as a repeat visit.

The figures presented in the Euro Fair Statistics brochure concern the number of total visits: total number of visitors plus the total number of repeat visits.

CENTREX (Bulgaria, Czech Republic, Hungary and Poland)

Space

The rented space is divided up in hall space and open-air space which is rented / contracted by exhibitors.

International incorporates space rented by foreign and multinational companies.

Exhibitors

An exhibitor with his own stand (direct exhibitor) is one who occupies a stand for his company receives the bill from the exhibition organiser and settles it directly. A represented firm (indirect exhibitor) is one who does not have a stand of his own, but presents his products on a stand of a direct exhibitor. Co-exhibitors at an exhibitor's stand or participants at a collective stand are also considered as exhibitors for statistical purposes if they exhibit their own goods employing their own personnel on the exhibitor's stand or at a common stand organised by a collective stand organiser and their autonomy can be undoubtedly recognized even without physical separation. These companies are considered as exhibitors regardless that the invoice is being issued on the exhibitor or on a collective stand organiser. The nature of the participation and the identity of each exhibitor at the stand should be very clear from the application form sent to the exhibition organiser.

Nationality of the exhibitor/co-exhibitor: foreign exhibitors and multinational companies are integrated under heading as international exhibitors (as well as space).

Visitors

The number of visitors is calculated on evidence. The number of paying visitors is established through financial evidence: number of sold tickets (prepaid or on the spot) and number of tickets/entry passes paid by the exhibitor or a third party. Visitors with paid passes for a given period are calculated on the basis of a financially reasonable minimum number of uses of the pass. 4 visitors are counted for each family ticket sold. For persons arriving with vouchers, registration cards or similar valid free passes, tickets can be counted as visitors only if evidence is available.

The number of foreign visitors is established either by tickets sold through special pre-registration means, or filled in-registration cards with evidence of the foreign origin of the visitor or through representative visitor surveys.

DEFINITIONS

CLC-VECTA (The Netherlands)

Space

Net exhibition space: sum of booth space and any space utilized by the organiser for features that have a direct relation to the theme of the exhibition.

Exhibitors

Exhibitor entity that displays products or services accepted by the organiser, with personnel present at the exhibition, including main exhibitors and co-exhibitors.

Visitors

A visitor is a person who visits an event once or several times during the days when the event/ the trade fair ground is open for persons in possession of an entry ticket.

A visitor is:

- A person who obtained an entry ticket during the duration of the event.
- A person who obtained an entry ticket during the period of pre-registration and visited the event/ the trade fair ground at least once during the duration of the event.
- A person who obtained a complimentary entry ticket and visited the event/ the trade fair ground at least once during the duration of the event.
- A person who is in the possession of an annual season ticket and visited the event/ the trade fair ground at least once during the duration of the event.
- A person who is in the possession of a press ticket and visited the event/ the trade fair ground at least once during the duration of the event.

Exhibitor, organiser, service and personnel cards and passes are not counted.

FEBELUX (Belgium)

Space

The space is divided into hall areas and open-air areas. This space is the surface occupied by the exhibitors and it also includes the "special show" areas utilized by the organizer for features which have a direct relation to the theme of the exhibition.

Exhibitors

Direct exhibitors: companies or organizations in touch with the organizer, who pay for their participation or agree on a commercial deal with the organizer in order to be present during the exhibition. The exhibitor owns a booth, and can sell products from different companies. Those companies offer goods or services via their personnel from their own exhibitor stand area, via a booth.

Indirect exhibitors: represented organizations or companies that are not present with their own staff, and whose products or services are present on a direct exhibitor's booth.

Visitors

Attendance figures are calculated based on the number of admissions at the exhibition venue during its official opening hours. The visitor owns an entrance ticket (includes VIP card) or bought a ticket through the preregistration system.

2 systems of admission:

- by an electronic monitoring system
- by retaining the tickets counterfoils or through registrations.

FKM (Germany and some events in Italy)

Space

The exhibitor stand area is broken down according to hall space and outdoor exhibition space, as well as according to space rented by domestic or foreign exhibitors. Stands, display panels and demonstrations, which deal with the theme of an event comprehensively or specific aspects of it, independent of exhibitors, are treated as special shows.

Net exhibition space consists of the exhibitor stand area and space for special shows. Gross exhibition space consists of the net space plus the corresponding access and service areas.

Exhibitors

Companies or organizations, which offer goods or services via their personnel from their own exhibitor stand area, are counted as exhibitors.

Additionally represented firms are companies whose goods or services are offered by another exhibitor. The number of exhibitors may not include the figures for additionally represented firms.

Visitors

The visitor figures are calculated according to the number of entries to the trade fair centre. The number of entries per day can, on the one hand, be determined by an electronic visitor admission system, whereby a maximum of one entry is registered per day.

The attendance figure is calculated by counting the number of admissions to the exhibition grounds. The number of admissions per day can for example be determined by using an electronic entry monitoring system; admission of a visitor shall be counted a maximum of once per day.

Organisers who do not employ electronic entry monitoring systems must supply proof of admission by retaining the ticket counterfoils or through registrations. The counterfoils of tickets sold by the ticket offices need not be retained as the takings of the ticket offices shall serve as proof.

DEFINITIONS

FKM-Austria (Austria)

Space

The total rented space of an event is based on the amount of space rented by the individual exhibitors. The amount of rented space is divided into hall areas and open-air areas, and is also differentiated between domestic and foreign exhibitors.

Exhibitors

Exhibitor figures are compiled from the number of companies who have rented an individual stand and who use their own personnel to promote goods or services. Represented firms are companies whose goods or services are offered by another exhibitor. The number of exhibitors may not be added to the number of represented firms.

Visitors

The number of visitors is based on the amount of entrance tickets sold or is based on an electronic registration system. One entrance per visitor per day is counted. Visitors buying a multiple entrance ticket can use the ticket on several days during the show (counting of entry is based on the ticket price – if the ticket costs 20 % more than the one day ticket, two visitors are counted). Complimentary tickets, exhibitor tickets, press tickets etc. have not been taken into consideration.

Free entrance tickets are counted if based on an electronic registration system and the registration includes the full address of the visitor.

The Association of Trade Fair and Event Organisers (Finland)

Space

The total rented space of an event refers to the area used by and paid for by the exhibitors. A distinction is made between hall space and open air space. Areas given free of charge to exhibitors are not counted.

Exhibitors

An exhibitor with his own stand (direct exhibitor) is one who has obtained a contract for an exhibition stand in its entirety, or who uses a specified, clearly delineated portion of an exhibition stand using his own personnel to promote goods or services.

A represented firm (indirect exhibitor) is one whose products or services are offered through a direct exhibitor. The number of exhibitors with their own stands may not be added to the number of represented firms, except when evident.

Visitors

The number of visitors is the sum of paid entries, invitation cards used, and other used tickets which can have been obtained by conference visitors who have had access to the trade fair grounds. A visitor who visits a trade fair over a period of many days is counted once a day. Exhibitor, press, service and personnel cards and passes are not counted..

ISFCERT SRL - Istituto di certificazione dati Statistici Fieristici (Italy)

Starting from 2013 ISFCERT is appointed by ACCREDIA (Italian body member of European cooperation for Accreditation) to audit events in accordance with ISO 25639 -2008 and ISO 17065-2012

Space

The rented space of a fair is the area effectively occupied by the exhibitors, invoiced and paid at the official price.

The space is divided up in hall space and open-air space and in area rented by Italian and foreign exhibitors.

Areas given free of charge to private exhibitors are not counted.

Exhibitors

An exhibitor with his own stand (direct exhibitor) is one who occupies a stand for his company, receives the invoice and pays it.

Exhibitor figures are divided up in Italian and foreign exhibitors.

A represented firm (indirect exhibitor) does not have a stand of his own, but is present in the stand of a direct exhibitor. He cannot be considered, if he does not pay the official fee for the participation.

Visitors

Any person entering a trade fair presenting a ticket or a card proving payment of the entrance fee, or an invitation card with a control slip is considered as a visitor.

Visitors admitted free of charge are counted only if they give elements for their qualification and identification.

Foreign visitors are counted only if their identification is possible.

Honorary cards, exhibitor, press and service cards and passes are not counted.

Permanent access cards are counted only once.

DEFINITIONS

TOBB (Turkey)

Space

The total rented space includes both hall space and open-air space contracted by the exhibitors, and based on the amount of space rented by the individual exhibitors. It includes the space rented for both national and foreign exhibitors.

Exhibitors

Natural and legal persons who exhibit their services and products on a stand assigned by the organiser in accordance with the provisions of contract signed between organiser and exhibitor.

The organiser has to fill and send a form of fair result report whose example shall be determined by the Union together with fair catalogue, a copy of fair contract, insurance policy and a document showing all insurance premium has been paid, the name list of direct or indirect foreign participants for international fairs to the chamber/commodity exchanges to which it has made its fair organizing application. The form includes total participant number, the rate and number of the foreign participants among all participants, distribution of direct or indirect foreign participants according to countries, total stand area allocated to participants, stand area allocated to the foreigners and its rate among total area, the total number of visitors, the rate and number of foreign visitors among all visitors, distribution of foreign visitors according to the countries and general evaluations of the organiser regarding the fair.

Visitors

Visitor numbers are calculated according to the number of tickets sold, number of complimentary tickets or electronic count at the tourniquets.

UNIMEV – OJS department (France)

Space

The given figures refer to area (booth space) occupied by exhibitors and co-exhibitors whether it is paid or unpaid.

It corresponds to the number of square meters effectively occupied.

It does not include in this case the area used for features in relation with the theme of the exhibition.

Exhibitors and co-exhibitors

The main exhibitor is the entity contracting directly with the organiser and presents its products/services with its own personnel.

Co-exhibitor is the entity which presents its products/services on the main exhibitor's stand under his trade mark with its own personal.

Visitors

Any person entering the fair / trade show during its official opening hours who presents at control access either a ticket, or a card proving payment on the entrance fee or an invitation card with a numbered control slip is considered as visitor.

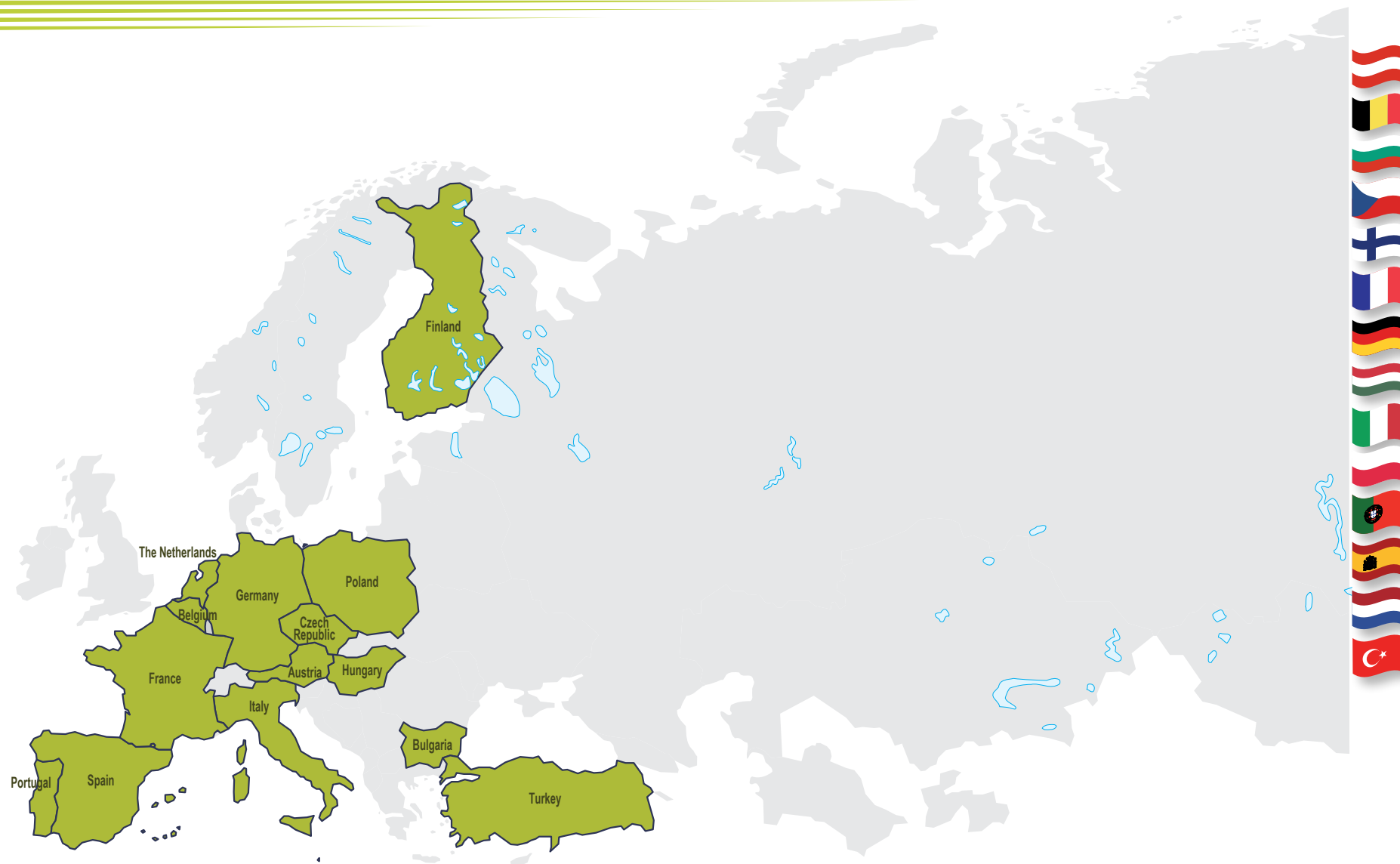
A journalist is counted as visitor. Visitors exclude the staff of exhibitors, exhibition centres, services providers and organisers' staff.

An additional visit, to be verified as made on a different day from the first visit is considered as a re-visit.

The visitor whose address is located in another European or third country is considered as foreign visitor.

The figures listed in the Euro Fair Statistics brochure concern the number of total visits: "visitors entries" is the total number of visitors admissions at the fair / trade show during its official opening hours.

LOCATIONS OF EVENTS



LISTS OF USED CODES (1/3): Interval year, Admission, Industry sectors

Format	
H	hybrid
D	digital

Interval year	
1	once a year
2	every other year
3	every 3 years
4	every 4 years
2x1	2x1 = twice a year
3x1	3x1 = 3 times a year
4x1	4x1 = 4 times a year
blank	not regular or not yet known (first time)

Space, exhibitors or visitors figures	
blank	not audited or not available
0	null

Admission	
T	trade (only)
P	public (only)
T/P	trade & public

Name of auditor	
blank	not audited but certified

1. Agriculture, Forestry, Fishery
Agriculture
Horticulture
Cattle Breeding
Timber
Fisheries
Tobacco
Fishing
Viticulture
Forestry
2. Food and Beverage, Hospitality
Bakery Equipment
Hotel
Beverage
Meat Industry
Beverage Processing
Refrigeration
Catering
Restaurant
Food
Water
Food Processing
Wine
3. Leisure, Hobby, Entertainment
Animals
Music
Antiques
Numismatics
Arts
Pet Supplies
Bicycles
Philately
Bridal
Photography
Camping
Radio
Caravanning
Senior (if referring to leisure)
Entertainment
Souvenirs
Films
Sporting Goods
Gardening
Swimming Pool
Hobbies
Tapestry
Horse riding
Tourism
Hunting
TV
Leisure
Wedding
4. Business Services, retail
Advertising
Banking

Cleaning (if referring to services)
Communication
Finance
Franchise
Funeral
Insurance
Investments
Legal Services
Marketing
Public Relations
Publishing
Storage
Subcontracting
5. Construction, Infrastructure
Air Conditioning
Architecture
Building
Construction
Heating
Paint
Public Works
Plumbing
Stones
Woodwork
6. Travel
Travel
7. Security, Fire Safety, Defense
Defense
Protection
Safety
Security
8. Education
Books
Career Development
Education
Nursery
Schooling
Training
9. Energy, Oil, Gas
Energy
Gas
Lighting
Minerals
Mining
Offshore
Oil
Petrochemical
10. Environmental Protection
Environment
Recycling
Waste
11. Printing, Packaging
Calligraphy
Graphics
Packaging

Paper
Printing
Reprography
12. Furniture, Interior design
Furniture
Furniture Production
Interior Design
Office Equipment
13. Premium, Household, Gifts, Toys
Ceramics
Games
Gifts
Glassware
Handicraft
Household Equipment
Houseware
Tableware
Toys
14. Beauty, Cosmetics
Beauty
Cosmetics
Perfumery
15. Real Estate
Housing
Real Estate
16. Automobiles, Motorcycles
Automobile
Motorcycles
17. Chemistry
Chemical
Dye Industry
Plastics
Rubber
18. Electronics, Components
Electrical Equipment
Electronics
19. Engineering, Industrial, Manufacturing, Machines, Instruments, Hardware
Assembly
Automation
Cables
Capital Goods
Cleaning (if referring to equipment)
Control & Instrumentation
Engineering
Foundry
Geology
Industrial Equipment
Laser
Machine Tools
Measurement
Metallurgy
Metalworking

Power Engineering
Robotics
Science
Welding
Wires
20. Aviation, Aerospace
Aerospace
Aviation
21. IT and Telecommunications
Audio-Visual
Broadcasting
Computers and Softwares
Informations Systems
Multimedia
New Technologies
Sound
Telecommunications
22. Health, Medical Equipment
Biotechnology
Dentistry
Disabled Aid Equipment
Health
Hygiene
Medicine
Pharmacy
Sanitation
Senior (if referring to health)
Surgery
Veterinary
23. Optics
Optics
24. Jewelry, Watch & Accessories
Jewellery
Watches
25. Textiles, Apparel, Fashion
Clothing
Fashion
Leather
Linens
Lingerie
Shoes
Textiles
26. Transport, Logistics, Maritime
Boat
Conveying
Handling Equipment
Logistics
Marine
Traffic
Transport
Trucks
27. General
Consumer Goods

LISTS OF USED CODES (2/3): List of auditors with their contact details

1 Artus (Österreichische Revisions- und Treuhand Gesellschaft m.b.H.)

Stubenring 24
1010 Wien, Austria
+43 1 513 79 00 – 0
e-mail: c.richter@artus.at

2 BDO

Avenida da Republica 50–10°
P-1069-211 Lisbon, Portugal
Phone: +351 2 17 99 04 20
Fax: +351 2 17 99 04 39
e-mail: Pedro.Dias@bdo.pt

3 CENTREX

Albertirsai út 10
H-1101 Budapest, Hungary
Phone & Fax: +36 (1) 26 36 368
e-mail: info@centrexstat.org

4 Conference od Italian Regions and Autonomous Provinces

Viale Aldo Moro, 44
40127 Bologna, Regione Emilia-Romagna, Italy
Phone: +39 (051) 527 6534
Fax: +39 (051) 527 6512
e-mail: fquagliariello@regione.emilia-romagna.it

5 EXPOCERT

65 rue Colbert
92700 COLOMBES, France
Phone: +33 1 47 84 01 56
e-mail: contact@expocert.fr
www.expocert.fr

6 EXPO'STAT

33 rue Abel Hovelacque
75013 PARIS, France
Phone : +33 1 45 35 69 86
e-mail : cdasilva@expostat.com
www.exposat.com

7 FKM

Littenstrasse 9
D-10179 Berlin, Germany
Phone: +49 (30) 2 40 00-0
Fax: +49 (30) 2 40 00-3 40
e-mail: info@fkm.de
www.fkm.de

8 ISFCERT SRL

Via L. Vestri, 1
40128 Bologna, Italy
Phone: +39 (051) 745 9000
Fax: +39 (051) 745 9007
e-mail: info@isfcert.it

9 MADISON

C/ Proci3n, 7 Portal 1 - EDIFICIO AMÉRICA II
E-28023 Madrid, Spain
Phone : +34 90 260 25 55
e-mail: maite.sanmartin@madisonmk.com
website: www.madisonmk.com

10 MediaAuditFinland

L3nnrotinkatu 20 B
00120 Helsinki Finland
Phone: +358 40 358 9315
website: www.mediaauditfinland.fi

11 Turkey: local Chambers of Commerce

Contact TOBB
Dumlupınar Bulvarı No:252 (Eskişehir Yolu 9. Km.)
06530 / Ankara, Turkey
Phone: +90 (312) 218 22 82
Fax: +90 (312) 218 24 84
e-mail: info@tobb.org.tr

LISTS OF USED CODES (3/3): List of organisers

1	24 Saat Fuarçılık A.Ş.	40	ANGERS LOIRE TOURISME EXPO CONGRES (ALTEC) - DESTINATION ANGERS	78	Athena Fuarçılık A.Ş.
2	4M Fuar Org. Ltd. Şti	41	Antexpo Fuarçılık Hizmetleri A.Ş.	79	Atis Fuarçılık A.Ş.
3	A&TSAS DI LUCIANO MALGAROLI	42	AP & KDG	80	Atlantik Fuarçılık Org. Tan. Hiz. San. Tic. Ltd. Şti.
4	A.N.C.I. SERVIZI Srl	43	AP Event	81	Atlas Uluslararası Fuarçılık Reklam Org. Ltd. Şti
5	A.P.E.T.A.M. Asoc.prov.de empresarios transportistas y agencias de Málaga	44	Arass Organizasyon İnşaat Turizm Tic.A.Ş.	82	AUTOINTEGRA S, L
6	A151 Srl	45	ARGO	83	AUVERGNE EVENTS - GL EVENTS
7	ACAUP ASSOCIATION	46	Ark Fuarçılık Dış Tic.Ltd.Şti.	84	AUVERGNE-RHÔNE-ALPES ORIENTATION
8	ACE EXPO MADRID SL	47	ARLPC (Amicale Rétro Locomotion du Pays chatelleraudais)	85	AVO
9	ACTIVA FRANCE	48	ARTESANTANDER	86	Avrasya Fuarçılık Tanıtım Org. Hizmet Ltd. Şti.
10	ADENCYL/DAC	49	Artı 2 Fuarçılık Ltd. Şti.	87	AYUNTAMIENTO DE COCENAINA
11	ADHESION GROUP	50	ARTISSIMA Srl	88	Ayuntamiento de Gijón
12	AEC	51	Artkim Fuarçılık Tic. A.Ş.	89	Ayuntamiento de Las Palmas de Gran Canaria
13	AFAG Messen und Ausstellungen GmbH	52	As Fuarçılık Hizmetleri Tic. Ltd. Şti.	90	AZIENDA SPECIALE FIERE SANTA LUCIA
14	Afanya Fuarçılık Ltd. Şti	53	ASCONTEX PROMOZIONI Surl	91	Baaiconcept bvba
15	AFFILIATE WORLD	54	Asel Uluslararası Fuar Hizmetleri San ve Dış Tic. A.Ş.	92	Baeckens Books
16	AFINA Srl	55	ASEPRI	93	Barcelo Congresos
17	Agencia IDEA	56	Asko Fuarçılık Org. Ve Tan.Hizmetleri Ltd. Şti.	94	Başkent Global Optik Fuarçılık Tanıtım Hizmetleri San. Tic. Ltd. Şti.
18	Agony Fuarçılık Ltd. Şti	57	ASOCIACIÓN @ASLAN	95	BCI Aerospace/ABE-Advanced Business Events; EXTENDA; Junta de Andalucía; European Regional Development Fund
19	AIMPES SERVIZI Srl	58	Asociación Cultural Nexus Outsiders	96	Be Vegan Vzw
20	AINTEREXPO	59	ASOCIACIÓN ESPAÑOLA DE CODIFICACIÓN COMERCIAL	97	BEA Srl
21	Ajans Asya Fuarçılık Org. Ltd. Şti.	60	Asociación Nacional de operadores de telecomunicaciones y servicios de internet	98	BEAUTY IN
22	Akare Fuarçılık A.Ş	61	ASOCIACIÓN VIDA SANA	99	BEC_BILBAO EXHIBITION CENTRE
23	Akdeniz Reklamcılık ve Tanıtım Hizmetleri Tic. A.Ş.	62	ASOFED	100	BELNUC
24	Akort Tanıtım Organizasyon ve Fuarçılık Ltd. Şti.	63	ASPA	101	Belug
25	Aktüel Expo Uluslararası Fuarçılık Tic.Ltd. Şti.	64	ASSOCIATION AQUITEC	102	BEST WAY GROUP S.L
26	ALEJOP OCIO	65	ASSOCIATION AUTOMINIATOURS	103	BEXPO Srl
27	Alparslan Fuarçılık Org.Tan.Ltd.Şti.	66	ASSOCIATION CANINE DU POITOU	104	BEYOND EVENT
28	ALZ Fuarçılık Uluslararası Fuar Kongre ve Danışmanlık A.Ş.	67	ASSOCIATION FOIRE DE LA HAUTE-SAVOIE MONT-BLANC (ROCHEXPO)	105	BFC vzw
29	ALZ Grup Uluslararası Fuar Kongre ve Danışmanlık A.Ş.	68	ASSOCIATION PICTAGEEK	106	Bindus vzw
30	AMA Service GmbH	69	ASSOCIATION POITIERS COLLECTION PASSION	107	Birleşik Fuar Yapım A.Ş.
31	AMC	70	ASSOCIATION PRIMEVERE	108	Blockchain Aragón
32	AMF ORGANISATION / ANNE-MARIE FRAPARD	71	ASSOCIAZIONE CULTURALE TORINO, LA CITTA' DEL LIBRO	109	BMFS
33	AMINER	72	ASSOMAC SERVIZI Srl	110	Bodaeventos
34	Anadolu Ekspo Fuar Ticaret Ltd. Şti.	73	ASSOSERVIZI BIELLA Srl	111	BOLOGNA FIERE SpA
35	Anatolia Fuar A.Ş.	74	Asya Fuarçılık Hiz. Ltd. Şti.	112	BOLOGNA FIERE SpA COSMOPROF SpA
36	ANCAS ASESORAMIENTO EMPRESARIAL S.L.	75	Atak Fuarçılık Tic. Ltd. Şti.	113	BOLOGNA MINERAL SERVICE SpA
37	ANCCE	76	ATCA - AIR TRAFFIC CONTROL ASSOCIAT	114	BORDEAUX EVENTS AND MORE
38	ANEA - AGENZIA NAPOLETANA PER L'ENERGIA E PER L'AMBIENTE	77	ATELIERS D'ART DE FRANCE	115	BOS Srl
39	Anfaş Antalya Fuarçılık İşletme ve Yatırım A.Ş.				

LISTS OF USED CODES (3/3): List of organisers

116 Bosta	154 COMUNE DI ALBA	194 Easyfairs Nederland
117 Boyut Fuarçılık Hizmet. Org. A.Ş.	155 COMUNE DI CARRU'	195 EBRA EVENTS
118 Brabo vzw	156 COMUNE DI OULX	196 ECR Fuarçılık Ltd. Şti.
119 BRUNITE PINARES, S.L.	157 COMUNIDAD DE MADRID	197 ED Fuarçılık ve Organizasyon A.Ş.
120 BVV	158 CONFERENCE SERVICE Srl	198 EDICER SpA
121 «Cabildo de Tenerife. Federación Regional Canaria de Empresarios Importadores y Concesionarios de Automóviles (FREDICA)»	159 Consorci ZF Internacional, S.A.U	199 EDINOVA Srl
122 CÁMARA OFICIAL DE COMERCIO, INDUSTRIA, SERVICIOS Y NAVEGACIÓN DE ALICANTE	160 COTE SALONS	200 EDITIONS LVA
123 Cámara Valencia	161 Creativitat Evidentevents	201 EDITIONS SEBAN
124 CARAVANAS CRUZ, S.L.U.	162 CREMONAFIERE SPA	202 EDITORIAL CANTABRIA S.A
125 CARGLASS	163 Çukurova Fuarçılık A.Ş.	203 EDITRICE IL CAMPO Srl
126 CCI DE BEZIERS - SAINT-PONS	164 David Gaspar Azparren	204 EFEM Uluslararası Fuar ve Org. Hiz. A.Ş.
127 CCI DE TARBES ET DES HAUTES PYRENEES	165 Demos Endüstri Fuarçılık A.Ş.	205 EFIM SpA
128 CCI DU GARD - Délégation Nîmes	166 DESTINATION NANCY	206 Efor Fuarçılık A.Ş.
129 CCI Essonne	167 Detay Fuarçılık Org. ve Tanıtım Hizmet. Ltd.Şti.	207 EKAGLOBAL Uluslararası Belge, Teknik Kontrol Savunma Sanayi Teknoloji Fuarçılık Müşavirlik ve Özel Eğt. Hizm. San. Ve Tic. Ltd. Şti.
130 CDC events	168 Deutsche Messe AG	208 Eket Fuarçılık Tic. Ltd. Şti.
131 CENFIM	169 DIPRO bvba	209 Eko MMI Fuarçılık Ltd. Şti.
132 CENTRE FRANCE EVENEMENTS	170 DIPUTACIÓN DE SALAMANCA	210 EKS Fuarçılık A.Ş.
133 CENTRO FIERA SpA.	171 DISRUPTIVO SHOWS GROUP SL	211 Ekspoturk Fuarçılık A.Ş.
134 CEPRA - CENTRO PROMOZIONALE ACIMALL Srl	172 Dişsiad Kongre ve Konferens Org. Ltd. Şti.	212 ELIPSE INICIATIVAS, S. L.
135 CESENA FIERA SpA	173 DIVERSIFIED COMMUNICATIONS	213 Elit Fuarçılık Hizmetleri Ltd.Şti.
136 CEU - CENTRO ESPOSIZIONI UCIMU SpA	174 Diyarbakır Fuarçılık ve Ticaret A.Ş.	214 Elka Fuarçılık Ltd. Şti.
137 CHAMBRE D'AGRICULTURE DE LA VIENNE	175 DLG e.V.	215 EMMAÜS CHATELLERAULT - NAINTRÉ
138 CHAMBRE DES METIERS ET DE L'ARTISANAT D'EURE ET LOIRE	176 DLG Fuarçılık Ltd. Şti.	216 ENC Uluslararası Fuarçılık Hiz. San.Tic. Ltd. Şti
139 CHORUS SA	177 DLG Service GmbH	217 ENCOM
140 C-IFECA_CONSORCIO INSTITUCIÓN FERIAL DE CÁDIZ	178 Dña. Ángela Fontana Barrionuevo	218 Endless Grup Eğitim Bilişim Fuarçılık A.Ş.
141 CLASSIC AUTO PYRENEES	179 DO.MO.ART. Srl	219 Enerji Fuarçılık Org. San. ve Tic. A.Ş.
142 CLOSER STILL MEDIA TECNOLOGIA, S.L.U.	180 DOBLE ERRE	220 ENERTIC
143 CLOSERSTILL TECH & BUSINESS DIVISION	181 Domino Fuarçılık A.Ş.	221 Epic Events
144 COACB	182 Doña Mª Teresa Ruiz de Castroviejo Ferrer	222 EQUIPE EXIBIT Srl
145 COFAQ	183 Dossodossi Fuarçılık A.Ş.	223 ERO EXPO
146 COGES	184 DRIA SERVICIOS PARA EVENTOS	224 Escape
147 COL.LEGI OFICIAL D'AGENTS COMERCIALS DE BARCELONA	185 D-SIDE GROUP SA	225 ESCARGOTITE ASBL
148 COMEXPOSIUM	186 E.I.C.M.A. - ESPOSIZIONE INTERNAZIONALE DEL CICLO E MOTOCICLO	226 Eslem Fuar ve Organizasyon Hiz. Tic. Tit. Şti.
149 COMITE DES FETES, FOIRES ET SALONS DE LA ROCHELLE	187 E.T.A.I.	227 Espacio de Arte Contemporaneo Díez-Cascón Arquitectos
150 COMITÉ FRANÇAIS DU CAFÉ	188 EAGE CONFERENCES B.V.	228 EUREVENTI S.R.L.S.
151 COMMUNAUTE EMMAÜS CHATELLERAULT-NAINTRÉ	189 Easyfairs	229 EUROEXPO Messe- und Kongress-GmbH
152 COMMUNICA ORGANISATION	190 easyFairs Belgium	230 Euronovios Aragón 2010
153 COMOCREA EXPO Srl	191 easyFairs Global	231 EUROPEXPO
	192 EASYFAIRS IBERIA S.L.	232 Euxenita XVI
	193 EASYFAIRS ITALIA Srl	

LISTS OF USED CODES (3/3): List of organisers

233 EVEN PRO	273 Felis Belgica	(JUNTA DE ANDALUCÍA)
234 EVENTI DI CARMINE NOTARO	274 FERIA DE VALLADOLID	313 G.L. EVENTS ITALIA Srl
235 EVENTOS DEL MOTOR	275 FERIA DE ZARAGOZA	314 GALERIE PHOCÉA
236 EVENTOS INFANTILES PLAYGRUP S.L	276 FERIA VALENCIA	315 GALICIA FORUM GASTRONÓMICO S.L.
237 EVENTOS MOTOR S.L.	277 FERIAS VIRTUALES Y MARKETING S.L	316 GAYANT SPL
238 EVENTS & CO	278 FERIASTURIAS - FERIA INTERNACIONAL DE MUESTRAS DE ASTURIAS	317 GEEK EVENTS
239 Eventsotp	279 FERRARA EXPO Srl	318 GEFI SpA.
240 EWORLD	280 FERRARA FIERE E CONGRESSI Srl	319 Gelecek Fuarçılık Hizmetleri Kültür Ve Sanat Etkinlikleri Paz. San Ve Tic Ltd. Şti.
241 EXACTUS	281 Fespa Eurasia Fuarçılık A.Ş.	320 GGTECH
242 Excmo. Cabildo Insular de Tenerife	282 FEVYMAR	321 GHM Gesellschaft für Handwerksmessen GmbH
243 EXPO ARTE E CULTURA Srl	283 FIBES_PALACIO DE CONGRESOS Y EXPOSICIONES DE SEVILLA	322 GIE DISGROUP
244 EXPO CINEGETICA S.L.	284 FIBOIS - PAYS DE LA LOIRE	323 GIE OBJECTIF TRANSPORT PUBLIC
245 EXPO COMMUNICATIONS BV	285 FICOBA_RECINTO FERIAL DE GIPUZKOA	324 GL EVENTS - TOULOUSE EVENEMENTS
246 EXPO KATOWICE	286 Ficomic	325 GL EVENTS EXHIBITIONS - LYON
247 EXPOALIA S, L	287 Fiera Bolzano SpA	326 GL EVENTS EXHIBITIONS - VILLENEUVE SUR LOT
248 EXPOCINQ	288 FIERA MILANO SpA	327 GL EVENTS EXHIBITIONS LILLE
249 ExpoCom	289 FIERA ROMA Srl	328 GL EVENTS EXHIBITIONS OPERATIONS - BREST
250 EXPOCORUÑA_INSTITUTO FERIAL DE A CORUÑA	290 FIERE DI PARMA SpA	329 GL Platform Fuar Hizmetleri Ltd. Şti.
251 Expofest Fuarçılık A.Ş.	291 FIL	330 GLOBAL MEDIA OFFICE, S.L.
252 Expolife Fuarçılık Ticaret A.Ş.	292 Finnish Marine Industries Federation Finnboat	331 Global Riot
253 Expoline Fuarçılık Ticaret Ltd. Şti.	293 FIR S.R.L.S.	332 GLOBE TROTTER SAS DI VILLANI SONIA & C.
254 Expoloji Uluslararası Fuarçılık Org. Ltd. Şti.	294 FIRA DE BARCELONA	333 GMT Fuarçılık Ltd. Şti.
255 Expomark Oy	295 FIRENZE FIERA SpA	334 GOBIERNO VASCO - DIPUTACIÓN FORAL DE GIPUZKOA
256 EXPONANTES	296 FLEET Events GmbH	335 Gold Stant Fuar Org. San. ve Tic. Ltd. Şti.
257 Exponor	297 Flotte Medien GmbH	336 Gordion Fuarçılık A.Ş.
258 EXPOS SALONS ANIMA	298 FNIP	337 GRUPO CORREO
259 EXPOCAM Srl	299 Focus Fuar ve Kongre Yönetimi A.Ş.	338 GRUPO EVENTOPLUS
260 EXPOSICIONES Y EVENTOS S.L.	300 FOIRE DE BERE - CHATEAUBRIANT	339 GRUPO PACÍFICO
261 Extenda empresa pública andaluza de promoción exterior S.A.	301 FOIRE INTERNATIONALE DE CLERMONT-FERRAND COURNON	340 GRUPO RANDOM COMUNICACIÓN, S.L.
262 Eylül Fuar Organizasyon Sergi ve Panayır Tanıtım Tic. Ltd. Şti.	302 Fom Fuar Organizason Merkezi A.Ş.	341 GSMA Association
263 FACONAUTO PROYECTOS Y SERVICIOS, S.L.U	303 FORO DE DEBATE, S.L.	342 Hamburg Messe und Congress GmbH
264 FAGRIFOOD Srl	304 FORUM Federatie vzw	343 HAMLET Srl
265 Fairs Consult	305 Freiburg Wirtschaft Touristik und Messe GmbH & Co. KG/Solar Promotion GmbH	344 HANNOVER FAIRS INTERNATIONAL GmbH
266 Fairtime	306 Frig Fuarçılık ve Org. Hizm. San. Ve Tic. Ltd. Şti.	345 Hannover Fairs Turkey Fuarçılık A.Ş.
267 FDHPA 17	307 FUNDACION CONAMA	346 Hannover Messe Ankiros Fuarçılık A.Ş.
268 FEDEME	308 Fundación SEPA de Periodoncia e Implantes Dentales	347 Health and Beauty Media
269 Federal Fuar ve Kongre Yönetimi Ltd. Şti.	309 FUNTASIC Srls	348 Herbalife
270 FEDERLEGNO ARREDO EVENTI SpA	310 FVF	349 Hinte Expo & Conference GmbH
271 FEDERUNACOMA Srl	311 FYCMA_PALACIO DE FERIAS Y CONGRESOS DE MÁLAGA	350 HKF Fuarçılık A.Ş.
272 FEIRA INTERNACIONAL DE GALICIAABANCA	312 FYCMA-DIARIO SUR-CONSEJERÍA DE CULTURA Y PATRIMONIO HISTÓRICO	351 HP COMMUNICATION

LISTS OF USED CODES (3/3): List of organisers

352 HUNGEXPO	392 IPACK-IMA SpA	432 LIFT EXPO ITALIA Srl
353 HYF Fuarçılık A.Ş.	393 İpekyolu Expo Fuar A.Ş.	433 Likapa Fair Fuarçılık Ticaret Aş
354 Hyve Beauty Fuarçılık A.Ş	394 İpekyolu Uluslararası Fuarçılık Ltd. Şti.	434 Limaco
355 Hyve Build Fuarçılık A.Ş.	395 İstamonu Fuarçılık Hizmetleri Ltd. Şti.	435 LINEAPELLE Srl
356 Hyve Fuarçılık A.Ş.	396 İstanbul Fuarçılık A.Ş.	436 LIVE ! BY GL EVENTS (Membre de LÉVÉNEMENT)
357 Hyve Group plc	397 İstanbul Restate Fuar Organizasyon A.Ş.	437 LLOBREGAT LLUDIC
358 I SALONI NAUTICI Srl	398 ITALIAN EXHIBITION GROUP SpA	438 Llobregat Serveis Firals
359 IDEABIELLA	399 İTKİB Fuarçılık A.Ş.	439 LONGARONE FIERE DOLOMITI Srl.
360 IDEAL Connaissances	400 İZFAŞ İzmir Fuarçılık Hizmet. Kültür ve Sanat İşleri. Tic.A.Ş.	440 Lotus Fuarçılık A.Ş.
361 İdeal Fuarçılık Org. Ltd. Şti.	401 İzgi Fuarçılık Ltd.Şti.	441 LUCCA CREA Srl
362 IDEE IN FIERA Srl	402 Jaarbeurs Utrecht	442 Luna fuarçılık Ticaret A.Ş.
363 IES INTERNATIONAL EYEWEAR SOLUTIONS Srl	403 JAKE MATE EVENTOS	443 LURE Entertainment SL
364 IFA_INSTITUCION FERIA DE ALICANTE (Fira Alacant)	404 JANET VERMIST	444 M.SEVENTY Srl
365 IFAB_INSTITUCIÓN FERIA DE ALBACETE	405 JEC GROUP	445 Ma.Mu Srl
366 IFEBA_FERIA DE BADAJOZ	406 JNR Group Fuarçılık Ltd. Şti.	446 MADRID HORSE WEEK S.I.E IFEMA
367 IFEMA MADRID	407 JOINTO ENTERTAINMENT, S. L.	447 MAGIQUES EVENEMENTS
368 IFEPA_PALACIO DE FERIAS Y EXPOSICIONES DE LA REGIÓN DE MURCIA	408 Jointo, S.L.	448 Málagaport, S.L
369 IFP	409 Jyväskylä Fair Ltd	449 Malatya Belediyesi Fuarçılık Hizmet. Kültür ve Sanat Etkinlik. Tic. A.Ş.
370 IFTSA_INSTITUCIÓN FERIA DE TENERIFE	410 Kaiju Entertainment	450 MAPCOM
371 İhtisas Fuar Fuarçılık Hizmetleri Yayıncılık San.Tic.Ltd.Şti.	411 Kalite Fuar Yapım A.Ş.	451 Marmara Tanıtım Fuarçılık Org. Rek. ve Tic. A.Ş.
372 İJV-IFAS	412 Kamer Fuarçılık A.Ş.	452 Marmaris Fuarçılık Org. Halkla İlişkiler Basın Yayın Ltd. Şti.
373 İkon Fuarçılık Hizmetleri A.Ş.	413 KANDO I-VENTS	453 MASH MEDIA
374 IL TARİ Scpa	414 Karlsruhe Messe- und Kongress GmbH	454 MCI Fuarçılık Dış Tic.Ltd.Şti.
375 Illumination Lyon Magie	415 Karma Fuarçılık Ltd. Şti.	455 MEDIA ACCESS
376 IMM CARRARA FIERE SpA	416 Kaskon Fuarçılık Organizasyon Ltd. Şti.	456 MEDIAPOINT Srl
377 INÉS DEL CARMEN SIRVENT DOMINGUEZ	417 KENES GROUP SPAIN	457 MedtecLIVE GmbH
378 INFECAR_INSTITUCIÓN FERIA DE CANARIAS (Feria de Gran Canaria)	418 KFA Fuarçılık A.Ş.	458 Medya Fors Fuarçılık A.Ş.
379 Info Uluslararası Fuarçılık Tan. Ve Org. A.Ş.	419 Kobi Fuarçılık Tanıtım ve Organizasyon Ltd. Şti.	459 Medya Trend Fuarçılık San. Ve Tic. Ltd. Şti.
380 INFOPROMOTION - GROUPE SOLUTIONS	420 KOELN PARMA EXHIBITION Srl	460 MEGACITE - SOCIETE D'EXPLOITATION DU CENTRE D'EXPOSITION ET DE
381 INNOVA CAMERA - AZIENDA SPECIALE CCIAA ROMA	421 Koelnmesse GmbH	CONGRES D'AMIENS METROPOLE
382 INOREX bvba	422 LA ROCHELLE TOURISME EVENEMENTS	461 MEMORIA EXPO Srl
383 Inovaexpo Uluslararası Fuarçılık ve Turizm Hiz. A.Ş.	423 La Sposa Couture Srl	462 MENLO MEDIA, S.L.
384 INPPES Fuarçılık Ltd. Şti	424 Lahti Fair Ltd	463 Meridyen Fair
385 INTEC	425 LAMIFA	464 Mesago Messe Frankfurt GmbH
386 INTEGRATED SYSTEMS EVENTS BV	426 Landesmesse Stuttgart GmbH	465 Messe Berlin GmbH
387 INTERALIA, FERIAS PROF. Y CONGRESOS	427 LARIOFIERE	466 Messe Dortmund GmbH
388 Intergem Messe GmbH	428 LE SCARABEE - ROANNE	467 Messe Düsseldorf GmbH
389 INTERIDEAS®. S.L.U.	429 LEDORADEDAU	468 Messe Erfurt GmbH
390 INTERMEETING Srl	430 Leipziger Messe GmbH	469 Messe Essen GmbH
391 Intersolution	431 Lifestyle Vlaanderen bv	470 Messe Frankfurt Exhibition GmbH

LISTS OF USED CODES (3/3): List of organisers

471 MESSE FRANKFURT FRANCE S.A.S	511 OK EVENTOS	551 QUICK FAIRS Srl
472 Messe Frankfurt İstanbul Uluslararası Fuarçılık Ltd. Şti.	512 Organiza Ministerio Educación	552 Radiconfani, S.L
473 MESSE FRANKFURT ITALIA Srl	513 Orion Fuarçılık ve Tanıtım Hizmetleri A.Ş.	553 rai Amsterdam
474 Messe München GmbH	514 ORLEANS VAL DE LOIRE EVENEMENTS	554 Ramón López
475 Messe Offenbach GmbH	515 OTF Fuarçılık Ltd. Şti.	555 Rasyo Fuarçılık Org. ve Tanıtım Hiz.Tic.Ltd.Şti.
476 Messe Stuttgart Ares Fuarçılık Ltd. Şti	516 Otto Tanıtım Tasarım Yazılım Tic. Ltd. Şti.	556 REAL SOCIEDAD CANINA DE MURCIA
477 Messe Wächtersbach GmbH	517 PADOVA HALL SpA	557 REED EXHIBITIONS ITALIA Srl
478 METALIA GESTIÓN INTEGRAL, S.L.	518 PAP EVENEMENTS SARL	558 REED MIDEM Sas
479 METZ EVENEMENTS	519 Parantez Uluslararası Fuar Yapım Tic. A.Ş.	559 Reed Travel Exhibitions
480 MICROPOLIS - PARC DES EXPOSITIONS ET CONGRES DE BESANCON	520 PARC DES EXPOSITIONS DE GRAND POITIERS	560 Reed Tüyap Fuarçılık A.Ş.
481 MIFUR Srl	521 Pars Fuarçılık Org. Sinema Gıda Ltd. Şti.	561 Reference
482 Mint Fuarçılık ve Organizasyon A.Ş	522 Partner Fuarçılık A. Ş.	562 REIMS EVENTS
483 MKA	523 PELDAÑO MEDIA GROUP S.L.	563 Renkli Fuarçılık Ltd. Şti.
484 MNG Fuar ve Kongre Hizmetleri A.Ş.	524 PENTASTUDIO Srl	564 RÉSEAU MESURE
485 Modef Fuarçılık Ticaret Ltd. Şti	525 Pi Fuarçılık A.Ş.	565 Resto-Frit
486 MODENAFIERE Srl	526 PIACENZA EXPO SpA	566 RevaWorx
487 Modern Fuarçılık A.Ş	527 PIAP	567 Rieti Cuore Piccante
488 MONEV	528 PIGMUR	568 Riihimaki Fair Ltd
489 MOS Fuarçılık A.Ş.	529 Pin Fuarçılık Ltd. Şti.	569 Riva del Garda Fierecongressi S.p.A.
490 MOTO RETRO FAMENNE	530 Piscinas-Jardín Ibérica S.L.	570 Rönesans Fuarçılık ve Yayıncılık A.Ş.
491 MOTORPRESS IBÉRICA SAU	531 PITTI IMMAGINE Srl	571 Rota Exhibitions Turkey Fuarçılık A.Ş.
492 MTGSA	532 PLANNER EXHIBITIONS S.L.	572 Rotterdam Ahoy
493 MTP GRUPA	533 PM Agency	573 ROUEN EXPO EVENEMENTS
494 MULHOUSE EXPO SAEML	534 PMO-BIGMAT	574 ROUEN TATTOO FESTIVAL ASSOCIATION
495 MULTIMEDIA TRE Srl	535 POMONA KEEPERS	575 RSCE
496 MUSEVA Beaux-Arts & cie	536 PORDENONE FIERE SpA	576 Rudesindo Alonso Clemente
497 Müstakil Fuarçılık A.Ş.	537 PORTO ANTICO SpA	577 RX Deutschland GmbH
498 NAP Fuarçılık Ltd. Şti	538 Pozitif Fuarçılık A.Ş.	578 RX FRANCE
499 Nature &Progres	539 Proaktif Fuarçılık Ltd. Şti	579 RX Salzburg GmbH
500 Nebext	540 Pro-Arts Iniciativas artísticas SL	580 RX St. Albans
501 Network Fuarçılık Ltd.Şti.	541 ProCoop	581 RX Wien GmbH
502 Nexfairs	542 PROGETTA Srl	582 S.I.TE.X. SpA
503 NEXT BUSINESS EXHIBITIONS, S.L.	543 PROGOURMET, S.A.	583 Sada Uzmanlık Fuarları Tic. A.Ş.
504 NICEXPO	544 PROJEKT DREI 20	584 SAFI
505 Nobel Expo Uluslararası Fuarçılık A.Ş.	545 PROMAPLAST Srl	585 SAFIM MARSEILLE
506 Nord Finland Fair	546 PROMOBERG Srl	586 Saha Expo Fuarçılık Hizmetleri A.Ş.
507 NOWY ADRES	547 PROMOTEC Srl	587 SALONE INTERNAZIONALE DEL GIOCATTOLO Srl
508 NUOVA FIERA DEL LEVANTE Srl	548 PROPOSTE Srl	588 SAS MIRAY
509 NürnbergMesse GmbH	549 PULPOLOCO	589 SAVOIEEXPO - CHAMBERY
510 nv ERO-EXPO	550 PURATOS	590 SBC Events

LISTS OF USED CODES (3/3): List of organisers

591 SEA - SEA EVENT AGENCY Srls	631 STEP EXHIBITIONS Ltd.	671 Tüyap Bursa Fuarçılık A.Ş.
592 SEAE (Société d'Encouragement à l'Agriculture et à l'Elevage)	632 Stoffenspektakel	672 Tüyap İhtisas Fuarları A.Ş.
593 SEARCH ON MEDIA GROUP SRL	633 STRASBOURG EVENEMENTS	673 Tüyap Konya Fuarçılık A.Ş.
594 SECECAM	634 STS PRODUCCIONS S.L.U.	674 Tüyap Tüm Fuarçılık Yapım A.Ş.
595 SEI Srl	635 Study Expo Fuarçılık A.Ş.	675 UBM İstanbul Fuarçılık ve Gösteri Hizmetleri A.Ş.
596 Sektörel Fuarçılık A.Ş.	636 SUDVINBIO	676 UBM Rotaforte Uluslararası Fuarçılık A.Ş.
597 SENAF Srl	637 SUPERSTUDIO EVENTS Srl	677 Ulusal Fuarçılık Organizasyon Tic. Ltd. Şti.
598 Sereks Fuarçılık Tan. Ve Org. Hiz. Tic. Ltd. Şti	638 Tampere Trade Fairs Ltd	678 UNDERBEACH Srl
599 Sevilla Classic Gas / Autoemociona / Expoalia	639 TARBES EXPO PYRENEES CONGRES	679 Unicera Uluslararası Fuarçılık A.Ş.
600 SFERA	640 Targi Kielce	680 Unión de Comerciantes
601 SFERA EDITORES ESPAÑA S.L.U.	641 TARGI LUBLIN	681 UNIONE ITALIANA VINI SERVIZI SOC. COOP.
602 SIAL (GROUPE COMEXPOSIUM)	642 Targi w Krakowie	682 Urban Line Concept
603 SIEP Namur	643 Tarsus Turkey Fuarçılık A.Ş.	683 Us Fuarçılık ve Organizasyon Ltd. Şti.
604 SINERGIA BARCELONA, S.L.	644 T ASD Fuarçılık A.Ş.	684 Vakıf Fuarçılık Rek. Yay. Tanıtım Org. Tic. Ltd. Şti.
605 Sinerji Uluslararası Fuarçılık Ltd. Şti.	645 TC MEDIA	685 Vav Fuarçılık Ltd. Şti.
606 Sky Fuarçılık A.Ş.	646 TDK Fuarçılık Org. Ltd. Şti	686 VENDITALIA SERVIZI Srl
607 SLOW FOOD PROMOZIONE Srl	647 Teknik Fuarçılık A.Ş.	687 VENTIEVENTI Srl
608 SMAU SERVIZI Srl	648 Tema Fuarçılık A.Ş.	688 VERDUN EXPO MEUSE
609 SMOBHUB	649 Termin Fuarçılık Ltd. Şti.	689 Verein Deutscher Werkzeugmaschinenfabriken e.V. (VDW)
610 SNIDI Srl	650 TERRA vzw	690 VERONAFIERE SpA
611 SNS Fuarçılık Organizasyon Tic. Ltd. Şti.	651 Terrapinn Holdings Ltd	691 Vestiyer Akademi Eğitim ve Fuarçılık Tic. Ltd. Şti.
612 Social Net Srl	652 Tezulaş Fuar Danışmanlık Hizmetleri Ltd. Şti.	692 VGROUP Srl
613 Sociedad Canina Castellana	653 TG Ekspo Uluslararası Fuarçılık A.Ş.	693 Viajes Transvia Tours
614 SOCIEDAD CANINA DE ALICANTE	654 The Finnish Fair Corporation	694 VIGNERONS INDEPENDANTS DE FRANCE
615 SOCIEDAD ESPAÑOLA DE RETINA Y VÍTRE	655 The Finnish Housing Fair Co-op Organisation	695 VINEXPOSIUM
616 SOGEO Srl	656 The Istanbul Expo Uluslararası Fuar ve Kongre Organizasyon Hiz. A.Ş.	696 VISIONA Scarl
617 SOGOFIF	657 Thor Expo Fuarçılık Hizmet. A.Ş.	697 Vítur Tourism Solutions S.L
618 SOLUTIONGROUPS Srl	658 Tisséade	698 Vizyon Elite Fuarçılık ve Org. Ltd. Şti.
619 SOUTH PHOTO SCHOOL S.L.	659 TORRES PARDO, S.L.	699 Vmware
620 Soysal Fuarçılık Tan. Org. Ltd. Şti.	660 TOURS EVENEMENTS - GRAND-HALL - PARC DES EXPOSITIONS	700 Voli Fuar Hizmetleri A.Ş.
621 SPACE	661 T uanis Srl	701 WEX
622 SPAS ORGANISATION	662 Turab Fuarçılık Reklam Organizasyon Hizmetleri A.Ş.	702 WINDEUROPE
623 Spielwarenmesse eG	663 Tureks Uluslararası Fuarçılık A.Ş.	703 WIZARD MASTER OF GAME S.L.
624 SPL DIJON BOURGOGNE EVENTS	664 Turismo 90, S.L.	704 WSN DEVELOPPEMENT SAS
625 SPL OCCITANIE EVENTS	665 Turizm Medya Grubu Fuarçılık A.Ş.	705 WZF GmbH
626 SPONSORSHIP & EVENTS	666 Türk Dış Hekimleri Birliği Fuar ve Org. Ltd. Şti.	706 XPO KORTRIJK ORGANIZACIONES ESPAÑA
627 SPRI	667 Türkel Fuarçılık A.Ş.	707 ZEST
628 ST Alternatif Fuarçılık ve Organizasyon Tic. Ltd.Şti.	668 Turku Fair Center Ltd	708 ZIAD
629 Start Fuarçılık ve Organizasyon Ltd. Şti.	669 Türsab Fuarçılık Hizmetleri Tic. A.Ş.	709 Zümrüt Fuarçılık Tan. Org. San. ve Tic. Ltd. Şti.
630 Step Exhibitions	670 Tüyap Adana Fuarçılık A.Ş.	710 Zurich Marató

CITIES WITH EVENTS IN 2022, BY COUNTRY

page n°

Austria	
Salzburg	70
Wels	78
Belgium	
Antwerp	25
Brussels	30
Ghent	37
Marche-en-Famenne	56
Mechelen	57
Namur	61
Bulgaria	
Plovdiv	66
Czech Republic	
Brno	30
Finland	
Helsinki	39
Hyvinkää	39
Jyväskylä	48
Lahti	51
Naantali	80
Oulu	64
Riihimäki	68
Rovaniemi	69
Tampere	72
Turku	74
France	
Aix-en-Provence	22
Ales	23
Amiens	23
Angers	23
Annecy	24
Antibes	25
Auxerre	26
Avignon	26
Besançon	28
Béziers	29
Biarritz	29
Bordeaux	30
Bourg-en-Bresse	30
Brest	30
Caen	32
Cannes	32
Chalon-en-Champagne	32
Chalon-sur-Saone	32
Chambéry	32
Chartres	32
Chateaubriant	33
Chatellerault	33
Cherbourg	33
Clermont-Ferrand	33
Colmar	33

Dijon	33
Douai	34
Grenoble	38
La Grande Motte	51
La Rochelle	51
La Roche-sur-Foron	51
Le Havre	51
Le Mans	51
Lille	51
Limoges	51
Lorient	53
Lyon	53
Mandelieu-la-Napoule	56
Marne-la-Vallée	57
Marseille	57
Metz	57
Montluçon	60
Montpellier	60
Mulhouse	61
Nancy	62
Nantes	62
Nice	63
Nimes	63
Niort	63
Orleans	64
Paris	64
Perpignan	66
Plailly	66
Poitiers	66
Quimper	67
Reims	68
Rennes	68
Roanne	68
Rouen	69
Saint-Aignan-sur-Cher	69
Saint-Amand-Montrond	69
Saint-Brieuc	69
Saint-Malo	70
Strasbourg	71
Tarbes	72
Toulouse	73
Tours	73
Troyes	74
Valence	74
Vannes	77
Verdun	77
Villepinte	77
Germany	
Augsburg	26
Berlin	28
Dortmund	34

Düsseldorf	34
Erfurt	35
Essen	36
Frankfurt am Main	36,79
Hamburg	38
Hannover	39,79
Idar-Oberstein	40
Karlsruhe	48
Köln	50
Leipzig	52
Mannheim	56
München	61
Nürnberg	63
Offenbach	63
Stuttgart	64,71
Wächtersbach	78
Wetzlar	78
Hungary	
Budapest	31
Italy	
Alba	23
Arezzo	26
Bari	28
Bergamo	28
Bologna	29
Bolzano	29
Brescia	29
Brindisi	29
Carrara Marina	32
Carrù	32
Cernobbio	32
Cremnoa	33
Erba	35
Ferrara	36
Firenze	36
Foggia	36
Genova	37
Lecce	52
Longarone	53
Lucca	53
Marcianise	57
Milano	57
Modena	60
Montichiari	60
Napoli	62
Oulx	64
Padova	64
Piacenza	66
Pordenone	66
Rimini	68
Riva del Garda	68

Roma	69
Santa Lucia di Piave	70
Torino	73
Verona	77
Vicenza	77
Poland	
Bednary	28
Bielsko Biala	29
Bydgoszcz	32
Gdansk	37
Karpacz	48
Katowice	48
Kielce	49
Kraków	50
Lódz	53
Lublin	53
Poznan	66
Sopot	71
Ulez	74
Warsaw	78
Wroclaw	78
Zakopane	78
Portugal	
Lisbon	52
Oporto	64
Spain	
A Coruña	22
Albacete	23
Badajoz	26
Barcelona	27
Bilbao	29
Cocentaina	33
Elche	35
Gijón	37
Irun	40
Jeréz de la Frontera	48
Las Palmas De Gran Canaria	51,79
Madrid	54,79
Málaga	55
Salamanca	80
Santa Cruz De Tenerife	70
Santander	70
Sevilla	71,80
Silleda	71
Torre Pacheco	73
Valencia	74
Valladolid	76
Zaragoza	78
The Netherlands	
Amsterdam	23
Gorinchem	38

Hardenberg	39
Rotterdam	69
Utrecht	74
Turkey	
Adana	22
Adiyaman	22
Aksaray	23
Ankara	23
Antalya	24
Aydin	26
Balikesir	27
Batman	28
Bolu	30
Burdur	31
Bursa	31
Çanakkale	32
Denizli	33
Diyarbakır	34
Edirne	34
Elazığ	35
Erzurum	36
Eskişehir	36
Gaziantep	36
Hatay	39
Isparta	40
Istanbul	40
İzmir	47
Kahramanmaraş	48
Karaman	48
Kastamonu	48
Kayseri	49
Kırklareli	49
Konya	50
Kütahya	51
Malatya	56
Manisa	56
Mardin	57
Mersin	57
Muğla	60
Nevşehir	63
Niğde	63
Osmaniye	64
Sakarya	70
Samsun	70
Şanlıurfa	70
Tekirdağ	72
Tokat	73
Uşak	74
Van	76
Yozgat	78

2022 EVENTS BY CITY

	Interval Year	Opening date	Closing date	Space					Exhibitors					Visitors/Visits (*)		Organizer	Auditor	Industry sector		
				Rented Space (sq.m)					Exhibitors with their own stands			Represented firms		Admission for Trade/Public	Total					Foreign/ International (*)
				Total	Halls		Open air		from ... countries	Total	Foreign/ International (*)	Total	Foreign/ International (*)							
	Total	Foreign/ International (*)	Total	Foreign/ International (*)		Total	Foreign/ International (*)	Total	Foreign/ International (*)		Total	Foreign/ International (*)								
Aksaray (TR)																				
	1	25/5	28/5	6 600	6 600	640			14	132	15	26	26	T/P	19 846	4 139	81	11	1	
Alba (I)																				
	1	8/10	4/12	1 650	1 650	0	0	0	1	100	1	0	0	T/P	145 000	80 000	154		2	
Albacete (E)																				
	1	23/9	25/9	978	978	0	0	0	1	52	0	0	0	P	2 625	0	365	9	3	
	1	9/4	10/4	312	312	0	0	0	1	20	0	0	0	P	10 996	0	365, 58	9	3	
	1	4/2	6/2	726	726	100	0	0	2	32	3	0	0	P	3 420	0	365	9	3	
	1	7/9	18/9	448	448	8	0	0	2	56	1	0	0	P		0	365	9	3	
	2	19/2	20/2	1 131	1 131	0	0	0	1	45	0	0	0	P	3 000	0	365	9	25	
	2	5/11	6/11	838	838	0	0	0	1	45	0	0	0	P	6 287	0	365	9	25	
	1	11/3	13/3	860	860	0	0	0	1	43	0	0	0	P	6 287	0	365	9	27	
	1	17/11	20/11	9 160	5 860	0	3 300	0	1	20	0	0	0	P	4 919	0	365	9	16	
	1	6/10	8/10	877	877	0	0	0	1	36	0	0	0	P	14 755	0	365	9	2	
Alès (F)																				
	1	23/9	26/9	3 932	3 932					150				P	14 517		258	5	15	
Amiens (F)																				
	1	20/10	20/10	270	270					57				T	240		148	6	3	
	1	4/2	6/2	502	502	18			1	32	1			P	3 449		594	6	3	
	1	13/10	17/10	3 257	3 159	63	98		3	143	3			P	15 058		460	6	27	
Amsterdam (NL)																				
	1	11/5	14/5	6 500	6 500					220				P	40 000		553		3	
	2	27/10	29/10	6 211	6 211					200				T	6 521		194		22	
	1	14/6	16/6	12 500	12 500					470				T	12 500		553		1	
	2	10/5	13/5	38 000	38 000					900				T	35 000		553		19	
	2	29/3	1/4	27 321	27 321					800				T	23 526		553		5	
	1	13/4	18/4	10 000	10 000					96				P	19 600		553		3	
	1	15/11	17/11	22 574	22 574					1 400				T	26 480		553		26	
	1	10/7	11/7	4 000	4 000					400				T	20 000		553		25	
	2	14/6	16/6	5 000	5 000					200				T	3 500		553		16	
Angers (F)																				
	1	25/11	28/11	1 334	1 334					112				P	8 760		328	6	2	
	1	14/6	16/6	1 455	1 455	44				238	12			T	3 433	61	502	5	10	
	1	13/9	15/9	4 816	4 816	827				243	40			T	7 871	285	40	6	1	
	1	3/5	3/5	232	232					54				T	170		148	6	3	
Ankara (TR)																				
	1	18/3	27/3	12 765	12 765	1 033			25	463	94	0	0	T/P	23 553	2 178	262	11	8	
	1	21/10	30/10	8 933	8 933	732			15	248	71	17	17	T/P	10 282	1 727	262	11	8	

(*) Please refer to each national definition given at the beginning of the report

2022 EVENTS BY CITY

	Interval Year	Opening date	Closing date	Space				Exhibitors				Visitors/Visits (*)			Organizer	Auditor	Industry sector		
				Rented Space (sq.m)			Open air		Exhibitors with their own stands		Represented firms		Admission for Trade/Public	Total					
				Total	Halls	Foreign/International (*)	Total	Foreign/International (*)	from ... countries	Total	Foreign/International (*)	Total		Foreign/International (*)				Total	Foreign/International (*)
Ankara (TR)																			
39th Book And Culture Fair	1	9/4	27/4	1 950	1 950	125			9	67	6	6	6	T/P	10 125	67	684	11	8
7th Ankara University Preference Fair	1	23/7	24/7	10 500	10 500	360			3	302	18	5	5	T/P	14 347	1 754	208	11	8
AGROTEC 2022 25th International Agriculture and Agricultural Technologies Fair	1	15/9	18/9	2 100	2 100	0				26	0	0	0	T/P	22 142	0	379	11	1
Akare Study Abroad Fairs	1	5/4	5/4	13 800	13 800	0			2	58	0	2	2	T/P	72 191	4	22	11	8
Akare Study Abroad Fairs	1	16/11	16/11	1 000	1 000	961			11	26	25	0	0	T/P			22	11	8
Ankara Beautylife Expo	1	6/11	8/11	6 000	6 000	0				64	0	0	0	T/P	41 000	0	683	11	14
Art Ankara 8. International Contemporary Art Fair	1	9/3	13/3	25 358	25 358	654			13	423	41	0	0	T/P	25 000	12 000	79	11	3
Climate Change and Economy Fair	1	30/3	31/3	1 800	1 800	0				20	0	0	0	T/P	72 191	0	336	11	10
EIF Prosumer Energy Congress and Expo	1	31/5	1/6	14 172	14 172	72			20	188	3	63	63	T/P	7 995	1 728	181	11	9
ENTECH	1	23/11	26/11	31 043	31 043	312			10	326	17	0	0	T/P	18 120	1 614	538	11	10
Forest and Ecosystem Summit and Fair	1	11/11	13/11	1 690	1 690	1 625			11	26	25	0	0	T/P			516	11	27
Isaf Exclusive Exhibition and Conference	1	10/3	12/3	9 710	9 710	311			8	161	8	0	0	T/P	6 038	1 496	451	11	7
Mining-Tech 2020 Mining Industry Technology Days Exhibition	1	20/9	21/9	4 114	4 114	0				144	0	0	0	T/P	204 195	0	14	11	19
Mother Baby and Children Products Fair	1	20/10	23/10	8 760	8 760	0				41	0	4	4	T/P	70 200	163	94	11	25
Pet zoo Ankara Pet Product Fair	1	15/9	18/9	8 203	8 203	69			3	116	4	0	0	T/P	4 903	1 172	677	11	12
Real Estate Fair	1	29/10	30/10	850	850	0				35	0	0	0	T/P	4 500	0	406	11	4
SEDEC TURKEY 2022	1	28/6	30/6	10 500	10 500	360				143	0	0	0	T/P	14 347	1 754	442	11	7
Start Beauty Ankara Expo																			
Ankara Aesthetics, Cosmetics and Beauty Expo	1	9/12	11/12	5 768	5 768	0				78	0	23	23	T/P	111 204	40	629, 440	11	14
Technology and Efficiency Fair	1	18/5	21/5	899	899	0			5	34	0	10	10	T/P	3 335	93	433	11	21
Travelexpo Ankara 5. International Tourism and Travel Fair	1	3/3	6/3	2 000	2 000	0				28	0	4	4	T/P	19 846	4 139	79	11	3
Annecy (F)																			
SOLUTIONS CSE - ANNECY	1	18/10	18/10	260	260					59				T	216		148	6	3
VINS ET GASTRONOMIE - ANNECY	1	18/3	20/3	372	372					58				P	1 627		328	6	1
Antalya (TR)																			
12. Antalya Book Fair	1	21/10	30/10	13 000	13 000	0				140	0	0	0	T/P	80 000	0	498	11	8
12. Eksposhoes Antalya Footwear Leather Goods Fashion Fair	1	11/5	13/5	4 977	4 977	0				62	0	0	0	T/P	33 961	55	210	11	25
13. Eksposhoes Antalya Footwear Leather Goods Fashion Fair	1	2/11	5/11	27 036	27 036	465			6	315	15	221	221	T/P	80 697	7 237	210	11	25
18. International Dossodossi Fashion Show Fair	1	11/1	14/1	5 135	5 135	0				220	0	0	0	T/P	92 178	0	183	11	25
19. International Dossodossi Fashion Show Fair	1	15/12	18/12	4 570	4 570	189			4	203	7	182	182	T/P	28 210	1 420	183	11	25
5th Antalya University Preference Exhibition	1	26/7	26/7	5 977	5 977	208			22	93	7	26	26	T/P	54 000	3 250	208	11	8
Anfaş Food Product- 28th International Trade Exhibition For Food and Beverage	1	18/1	21/1	2 000	2 000	0			3	50	0	0	0	T/P	18 395	0	39	11	11
Anfaş Hotel Equipment- 32. International Hospitality Industry Equipments Exhibition	1	18/1	21/1	2 199	2 199	0				61	0	0	0	T/P	33 670	68	39	11	11
Antalya Beautylife Expo	1	24/9	27/9	16 449	16 449	0				303	0	0	0	T/P	12 770	4 588	683	11	14
Antalya Tourism Fair	1	27/10	28/10	7 439	7 439	263			14	105	14	0	0	T/P	3 857	1 286	333	11	3

(*) Please refer to each national definition given at the beginning of the report

2022 EVENTS BY CITY

	Interval Year	Opening date	Closing date	Space					Exhibitors					Visitors/Visits (*)			Organizer	Auditor	Industry sector
				Rented Space (sq.m)					Exhibitors with their own stands			Represented firms		Admission for Trade/Public	Total				
				Total	Halls		Open air		from ... countries	Total	Foreign/ International (*)	Total	Foreign/ International (*)		Total	Foreign/ International (*)			
					Total	Foreign/ International (*)	Total	Foreign/ International (*)											
Antalya (TR)																			
CNR Furniture Fair	1	4/11	8/11	5 365	5 365	0				162	0	0	0	T/P	240 763	0	396	11	25
CNR Home Textiles Exhibition	1	10/9	14/9	28 314	28 314	45			18	144	3	37	37	T/P	15 232	1 057	396	11	25
Cosmo Hair Expo	1	24/9	27/9	24 041	24 041	387			16	345	12	62	62	T/P	22 348	6 672	683	11	14
Flora Expo Antalya - Ornamental Plants, Landscape, Horticulture and Production Technologies Fair	1	21/9	24/9	28 314	28 314	45			18	144	3	37	37	T/P	15 232	1 057	353	11	12
Future Antalya Home	1	12/11	15/11	4 608	4 608	1 079			15	160	44	12	12	T/P	6 721	584	522	11	11
Growtech 2022 21st International Greenhouse, Agricultural Technologies and Livestock Equipment Fair	1	23/11	26/11	6 550	6 550	0				105	0	0	0	T/P	28 582	457	675	11	1
Hasyurt Agricultural Trade Fair	1	11/5	14/5	43 783	43 783	48			15	346	2	36	36	T/P	207 133	1 046	254	11	1
HIMMS Euraia Health Informatics and Technologies Conference and Exhibition 2022	1	10/11	12/11	3 340	3 340	0				128	0	0	0	T/P	2 281	328	211	11	22
Hotel Tech Antalya - Hotel Technical Equipment Materials Exhibition	1	7/12	10/12	4 234	4 234	0				98	0	0	0	T/P	1 741	247	39	11	18
Interfresh Euroasia/ Fruit, Vegetable and Products, Agriculture, Packaging, Logistics Exhibition	1	20/10	22/10	762	762	21			17	29	2	15	15	T/P	2 972	31	41	11	2
Kepez Book Fair	1	4/3	13/3	3 551	3 551	479			23	112	16	13	13	T/P	17 000	950	25	11	8
KOMATEK 2022 16th International Construction Machinery, Technology and Equipment Trade Fair	1	9/3	13/3	8 000	8 000	0				42	0	0	0	T/P	35 000	0	583	11	5
Kumluca Expo - Tomato Trade Fair	1	25/3	27/3	1 414	1 414	0				73	0	0	0	T/P	478 103	0	25	11	1
Maximum Group Export Fair	1	7/11	11/11	4 706	4 706	0				84	0	13	13	T/P	115 871	3 476	698	11	11
Medicinal and Aromatic Plants Fair	1	14/12	17/12	5 031	5 031	0				166	0	0	0	T/P	11 211	1 627	214	11	3
Pre-Wedding - Wedding Preparation Fair	1	2/2	6/2	11 026	11 026	656			29	348	26	119	119	T/P	12 401	2 393	167	11	27
Rent It Turkey Vipp 2022 2nd Cranes & Specialized Transport, Material Handling and Access Equipment and Construction Machinery Rental Trade Exhibition	1	9/3	13/3	712	712	0				33	0	0	0	T/P	6 338	1 542	583	11	5
TDK Leather & Fur Fashion Show	1	31/5	3/6	2 698	2 698	0				35	0	0	0	T/P	28 710	2 178	646	11	25
TDK Leather & Fur Fashion Show	1	2/12	5/12	1 600	1 600	0				23	0	0	0	T/P	9 243	117	646	11	25
Turkey Insurance Sector Summit and Cooperation Fair	1	3/3	6/3	2 150	2 150	0				44	0	0	0	T/P	10 113	0	44	11	27
Walnut Turkey 3 - 3th Walnut Growing Technologies and Marketing Fair	1	16/2	19/2	6 000	6 000	0				36	0	0	0	T/P	30 000	0	214	11	1
Antibes (F)																			
SOLUTIONS CSE - ANTIBES	1	8/9	8/9	348	348	6			1	76	1			T	311		148		4
Antwerp (BE)																			
2nd Motorhome	1	23/4	24/4	4 200	4 200	0	0	0	1	82	0	0	0	P	6 404	0	91		3
Advanced Engineering	1	11/5	12/5	3 382	3 382	464	0	0	4	127	33	0	0	T	1 760	227	190		19
Antwerp XL	1	4/10	6/10	2 800	2 800	720	0	0	10	118	36	34	6	T	3 275	1 485	191		26
Antwerpfilia		1/4	2/4	1 400	1 400	0	0	0	1	66	0	0	0	P	1 400	0	298		3
ART Antwerp	1	15/12	18/12	2 801	2 801	1 256	0	0	11	68	32	0	0	P	9 865	309	190		3
Babydays	1	24/9	25/9	1 200	1 200	0	0	0	1	40	0	0	0	P	1 500	0	130		3
Belnuc		6/5	8/5	500	500	0	0	0	1	32	0	0	0	T	316	0	100		22








(*) Please refer to each national definition given at the beginning of the report

2022 EVENTS BY CITY

	Interval Year	Opening date	Closing date	Space					Exhibitors					Visitors/Visits (*)		Organizer	Auditor	Industry sector	
				Rented Space (sq.m)					Exhibitors with their own stands			Represented firms		Admission for Trade/Public	Total				Foreign/International (*)
				Total	Halls		Open air		from ... countries	Total	Foreign/International (*)	Total	Foreign/International (*)						
	Total	Foreign/International (*)	Total	Foreign/International (*)		Total	Foreign/International (*)	Total	Foreign/International (*)		Foreign/International (*)								
Antwerp (BE)																			
Bouw & Reno	1	15/1	23/1	6 500	6 500	0	0	0	1	165	0	0	0	P	18 536	0	190		5
Brick Mania Antwerpen	1	19/11	20/11	2 400	2 400	0	0	0	1	32	0	0	0	P	8 900	402	101		3
Day of Beaty	1	21/5	22/5	1 500	1 500	0	0	0	1	62	0	0	0	T	1 282	36	533		14
Digitalize	1	20/10	21/10	1 115	1 115	161	0	0	2	80	7	0	0	T	1 425	43	190		21
Erotica Show	1	7/5	8/5	3 950	3 950	0	0	0	1	72	0	0	0	P	5 270	0	510		3
Hobby Fair		27/3	27/3	2 200	2 200	0	0	0	1	102	0	0	0	P	1 250	0	169		3
Hondentoonstelling	2	27/11	27/11	4 000	4 000	0	0	0	2	142	36	0	0	P	2 150	0	118		3
Jobbeurs	1	16/3	16/3	3 920	3 920	0	0	0	2	197	4	0	0	P	1 684	0	42		8
Kattentoonstelling	1	27/11	27/11	1 600	1 600	0	0	0	1	72	0	0	0	P	790	0	105		3
M+R	2	23/3	24/3	962	962	112	0	0	4	72	13	0	0	T	794	66	190		19
Maintenance	1	23/3	24/3	3 146	3 146	366	0	0	4	127	22	0	0	T	1 790	158	190		19
Miltaria	1	27/3	27/3	1 000	1 000	0	0	0	1	62	0	0	0	P	850	0	169		7
Minerant	1	7/5	8/5	1 950	250	0	0	0	3	80	7	0	0	P	2 100	120	483		9
Naturaria	1	25/9	25/9	1 250	240	0	0	0	4	66	14	0	0	P	1 200	0	650		3
Pumps & Valves	2	23/3	24/3	4 120	4 120	596	0	0	5	158	34	0	0	T	2 551	302	190		19
Rommelant		5/3	6/3	2 000	2 000	0	0	0	1	110	0	0	0	P	2 550	0	382		3
Saniscoop	1	17/11	17/11	1 650	1 650	0	0	0	3	78	7	0	0	T	264	0	541		5
Sfeer		11/11	14/11	3 820	3 820	0	0	0	1	98	0	0	0	P	5 387	0	431		12
Solids	2	16/11	17/11	2 258	2 258	897	0	0	4	120	36	0	0	T	1 423	421	190		19
Spellenbeurs	1	19/11	20/11	2 350	2 350	200	0	0	2	46	4	0	0	P	3 450	0	304		3
Stoffenspektakel	2x1	3/4	3/4	3 200	3 200	0	0	0	3	74	18	0	0	P	3 500	0	632		25
Sultan Der Maanden	1	16/4	18/4	4 000	3 400	0	600	0	1	66	0	0	0	P	12 500	0	106		3
Supply Chain Innovations	1	31/3	31/3	1 880	1 880	72	0	0	2	69	8	0	0	T	802	68	455		26
Vakantiesalon	1	4/3	6/3	2 950	2 950	1 050	0	0	38	122	58	0	0	P	12 455	267	221		3
Arezzo (I)																			
OROAREZZO	1	7/5	10/5	5 030	5 030	253	0	0	8	304	18	4	1	T	5 151	1 743	398	8	24
Augsburg (D)																			
interlift	2	26/4	29/4	13 653	13 653	9 112			29	291	200			T	8 699	5 317	13	7	5, 26
Auxerre (F)																			
VINS DE FRANCE - AUXERRE	1	11/3	13/3	252	252					38				P	1 606		132	5	2
Avignon (F)																			
SOLUTIONS CSE AVIGNON	1	31/3	31/3	248	248	6			2	66	6			T	144		148		3
Aydin (TR)																			
4th Exponaz Agro Agriculture Livestock and Food Fair	1	6/1	9/1	1 500	1 500	114			3	51	3	10	10	T/P	13 080	162	213	11	1
Aydin International Agriculture, Food and Livestock Fair	1	13/1	16/1	8 054	8 054	184				136	6	35	35	T/P	3 524	665	419	11	1
Nazilli Agriculture, Animal and Food Fair	1	17/12	20/12	15 700	15 700	1 789			31	583	196	80	80	T/P	23 684	4 932	52	11	1
Badajoz (E)																			
XV Feria de la Belleza, Moda y Cosmética	1	12/2	14/2	1 693	832	39	0	0	2	39	3	0	0	P	4 510	0	366	9	3, 22
XXIII Feria de los Mayores de Extremadura	1	10/3	13/3	3 686	1 463	24	0	0	2	38	1	0	0	P		0	366	9	3
XXVII Feria del Mueble y la Decoración	1	1/4	3/4	2 924	2 080	284	0	0	2	30	3	0	0	P	6 607	0	366	9	12, 13
XXXI Feria de la Caza, Pesca y Naturaleza Ibérica - FECIEX	1	15/9	18/9	5 150	2 591	255	0	0	4	86	14	0	0	P	33 308	0	366	9	3, 1
XXXIII Feria del Caballo y el Toro - ECUEXTRE	1	9/6	12/6	12 771	1 336	103	0	0	2	44	4	0	0	T/P	13 106	0	366	9	3

(*) Please refer to each national definition given at the beginning of the report

2022 EVENTS BY CITY

	Interval Year	Opening date	Closing date	Space						Exhibitors						Visitors/Visits (*)		Organizer	Auditor	Industry sector		
				Rented Space (sq.m)						Exhibitors with their own stands			Represented firms			Admission for Trade/Public	Total					
				Total	Halls		Open air		from ... countries	Total	Foreign/International (*)	Total	Foreign/International (*)	Total	Foreign/International (*)							
	Total	Foreign/International (*)	Total	Foreign/International (*)		Total	Foreign/International (*)	Total		Foreign/International (*)		Total	Foreign/International (*)									
Balıkesir (TR)																						
	1	10/3	13/3	4 796	4 796	0					22	0	3	3	T/P	4 523	732	81	11	1		
Barcelona (E)																						
		2	4/4	7/4	62 589	55 675	9 229	0	0	52	962	252	1 737	454	T	74 549	11 675	294	9	2		
			6/7	7/7	6 000	6 000	4 800	0	0	10	120	60	0	0	T	1 800	1 260	15		21		
	1	20/4	23/4	17 770	10 795	8 787	0	0	30	183	148	18	18	T	6 673	4 503	294	9	25	See note 1		
		25/10	27/10	1 440	1 440	108	0	0	10	60	9	0	0	T	1 200	0	463		25			
	1	4/4	6/4	7 183	6 443	43	0	0	4	373	4	409	0	T	10 085	1 749	294	9	2			
		1	9/11	10/11	5 482	1 013	0	0	0	1	31	0	1	0	T/P	11 379	522	294	9	4	See note 2	
		1	1/4	3/4	6 500	3 545	223	0	0	15	102	19	14	0	P	13 301	47	294	9	6		
	1	28/9	29/9	1 700	1 700	288	0	0	4	113	12	0	0	T	2 216	665	631		17			
	1	7/5	9/5	3 714	3 654	620	0	0	7	117	18	883		T	28 000	0	634		14			
	1	21/10	22/10	8 040	8 040	0	0	0	1	140	0	0	0	T	7 000	0	282		19			
	1	4/5	5/5	5 360	5 200	161	0	0	4	120	11	0	0	T	7 113	71	143		4			
		12/5	13/5	2 000	2 000	900	0	0	18	60	39	0	0	T	2 000	1 100	462		4			
		29/6	30/6	2 800	2 800	2 000	0	0	29	29	27	0	0	T	1 600	1 280	125		16			
	1	6/5	8/5	1 849	1 849		0	0		12		0	0	P	20 325	0	294,710		3			
	2x1	6/11	8/11	2 400	2 400	0	0	0	1	78	0	0	0	T	940	0	144		25			
		15/5	17/5	2 400	2 400	0	0	0	1	70	0	0	0	T	800	0	147		25			
	1	27/12	31/12	23 160	7 000	0	16 000	0	1	32	0	0	0	P	30 000	0	294		3			
	1	7/6	8/6	2 200	2 200	1 056	0	0	20	115	67	235	200	T	8 500	1 030	245		2,1			
	1	18/3	19/3	880	762	24	0	0	4	44	3	0	0	P	2 261	5	294	9	8			
	1	7/11	9/11	8 028	4 703	89	0	0	6	180	7	97	3	T	12 291	648	294	9	2			
	1	15/3	18/3	43 000	35 000	7 000	0	0	3	46	7	0	0	T	15 000	3 000	331		21			
		2	24/5	27/5	4 358	3 930	672	0	0	9	85	15	4	2	T	5 681	418	294	9	11		
	1	8/4	10/4	3 080	2 900	0	0	0	1	180	0	0	0	P	2 000	0	161		3			
		23/9	25/9	12 000	11 020	340	0	0	16	125	10	0	0	T	11 000	4 400	348		22			
		2	24/5	27/5	32 901	30 700	5 038	0	0	25	554	142	110	54	T	25 087	2 675	294	9	11		
		2	4/4	7/4	12 460	11 388	3 112	0	0	26	320	99	22	11	T	incl. in "ALIMENTARIA"		294	9	2		
	1	29/11	1/12	34 170	34 170	29 045	0	0		300	240	1 900	1 520	T	10 000	7 500	559		6			
	1	10/5	12/5	6 399	3 880	2 206	0	0	28	89	62	218	140	T	6 202	2 431	294	9	21	See note 3		
	1	10/5	13/5	48 000	48 000	33 600	0	0	151	834	626			T	90 372	52 416	386		21			
	2	5/10	7/10	2 842	2 790	299	0	0	12	127	16	100	1	T	3 025	1 231	294	9	8			
	1	8/12	11/12	37 356	31 356	4 703	0	0		163	20	0	0	P	163 000	0	286		3			
	1	14/5	15/5	2 800	2 800	0	0	0	1	43	0	0	0	P	25 000	0	601		25,12			
	1	28/2	3/3	112 000	100 000	80 000	0	0	150	1 500	1 100			T	61 000	32 330	341		21	See note 4		
		1	12/10	16/10	22 279	0	0	20 063	4 241	13	271	43	7	0	T/P	30 616	481	294	9	3		
	1	26/11	4/12	11 973	11 973	0	0	0	1	21	0	1	0	P	9 282	11	294	9	16			
	1	18/3	20/3	1 700	1 200	120	0	0	8	140	24	0	0	P	3 500	175	540		3			
	1	15/11	16/11	1 200	1 200	90	0	0	2	72	5	0	0	T	2 000	0	630		17			
	1	9/3	11/3	3 050	2 800	45	0	0	2	37		0	0	T/P	7 000	400	619		3			
	2x1	9/12	11/12	8 540	8 540	0	0	0	1	287	0	0	0	T	67 000	0	552		25			
	2x1	20/5	22/5	8 226	8 226	0	0	0	1	280	0	0	0	P	65 000	0	645		25			

(*) Please refer to each national definition given at the beginning of the report

2022 EVENTS BY CITY

	Interval Year	Opening date	Closing date	Space						Exhibitors						Visitors/Visits (*)		Organizer	Auditor	Industry sector	
				Rented Space (sq.m)						Exhibitors with their own stands			Represented firms			Admission for Trade/Public	Foreign/International (*)				
				Total	Halls		Open air		from ... countries	Total	Foreign/International (*)	Total	Foreign/International (*)	Total	Foreign/International (*)		Total				Foreign/International (*)
Barcelona (E)																					
SALÓN DE L'ENSENYAMENT	1	16/3	20/3	13 552	8 302	56	0	0	3	162	2	7	0	P	56 543	105	294	9	8		
SALÓN INTERNACIONAL DEL CÒMIC DE BARCELONA	1	6/5	8/5	35 915	32 915	2 663	0	0	5	178	9	0	0	P	110 000	3 300	286		3		
SBC SUMMIT		21/9	22/9	18 000	17 000	9 360	0	0	14	200	110	0	0	T	6 000	3 600	590		21		
SEAFOOD EXPO GLOBAL	1	26/4	28/4	39 500	39 500	23 700	0	0	76	1 550	1 085	0	0	T	26 000	12 220	173		1, 2		
SIL - SALÓ INTERNACIONAL DE LA LOGÍSTICA	1	31/5	2/6	3 800	3 800	1 064	0	0	5	150	30	500	380	T	12 000	960	159		26		
SMART CITY EXPO WORLD CONGRESS	1	15/11	17/11	27 861	20 221	15 061	0	0	54	283	203	644	536	T	23 871	14 325	294	9	21		
SWAB	1	6/10	9/10	1 200	1 200	576	0	0	9	80	46	0	0	P	2 000	200	227		3		
TATTOO/BAUM FESTIVAL	1	7/10	9/10	14 485	12 985	7 967	0	0	32	160	88	0	0	P	16 000	6 400	682		3		
THE DISTRICT	1	19/10	21/10	3 303	1 570	0	0	0	1	78	0	0	0	T	7 198	467	503	9	15		
VMware EXPLORE	1	7/11	10/11	44 444	40 444	36 400	0	0		120	102	0	0	T	10 000	8 000	699		21		
Note 1: together with "BARCELONA BRIDAL FASHION TRADE FAIR"																					
Note 2: together with "OCUPACIÓ"																					
Note 3: together with "CIBERSECURITY"																					
Note 4: together with "4YFN - Four Years From Now, Mobile entrepreneurship event build mobile ideas and startups"																					
Bari (I)																					
ENOLIEXPO ADRIATICA	2	10/3	12/3	5 923	5 923	747			9	169	12	34	10	T	6 617	9	332	8	1		
Expolevante	1	21/4	25/4	27 557	12 499	0	15 058	0	0	86	0	98	0	P	30 877	0	508		27		
FIERA DEL LEVANTE - Campionaria Generale Internazionale	1	15/10	23/10	34 631	14 198	868	20 433		21	261	59	0	0	P	193 922	0	508	8	27		
Smart Building Levante	1	12/5	14/5	3 478	3 456	656	22		14	141	31	9	5	T	2 490	0	524		21		
Batman (TR)																					
4. Batman Food, Agriculture and Livestock Fair	1	27/10	30/10	8 724	8 724	999			13	205	53	416	416	T/P	7 211	1 118	629	11	1		
Batman Industry Trade Fair	1	27/10	30/10	10 000	10 000	0				104	0	0	0	T/P	452 350	0	629	11	5		
Bednary (PL)																					
AGROSHOW	1	23/9	25/9	131 831	330	96	131 501	15 001	15	635	101			T/P	78 259		528	3	1		
Bergamo (I)																					
BERGAMO CREATIVA	1	6/10	9/10	12 000	12 000	0	0	0	11	218	18	16	16	P	48 000	1 000	546		3,13,24,25		
IVS - INDUSTRIAL VALVE SUMMIT	2	25/5	26/5	8 008	8 008	666	0	0	11	288	29	0	0	T	6 520	973	546	8	19		
Berlin (D)																					
Bar Convent Berlin	1	10/10	12/10	6 680	6 520	4 298	160		44	408	290	16	12	T	12 536	6 160	577	7	2		
belekro inkl. SmartHK	2	8/11	10/11	9 037	9 037	235			9	224	13			T	11 708	222	465	7	18		
CWIEME Berlin	1	10/5	12/5	14 585	14 585	10 192			40	540	409			T	4 022	2 333	357	7	18		
FRUIT LOGISTICA	1	5/4	7/4	49 200	49 200	44 596			86	1 989	1 844			T	40 661	34 481	465	7	2		
InnoTrans	2	20/9	23/9	108 983	98 779	59 571	10 204	4 439	56	2 771	1 717			T	137 403	76 927	465	7	26		
Besançon (F)																					
ANTIQUAIRES - BESANCON	1	11/11	13/11	557	557					28				P	3 122		480	6	3		
BROCANTE DE NOEL - BESANCON	1	10/12	11/12	3 438	3 438					151				P	4 354		480	6	3		
BROCANTE DE PRINTEMPS - BESANCON	1	12/3	13/3	2 490	2 490					114				P	4 152		480	6	3		
CARREFOUR DES COLLECTIVITES LOCALES - BESANCON	1	13/10	14/10	1 632	1 632					121				T	1 413		480	6	3		
FOIRE EXPOSITION - BESANCON	1	21/5	29/5	23 302	7 221	300	16 081	122	8	498	16			P	111 123		480	6	27		
HABITAT DECO & JARDINS - BESANCON	1	21/10	23/10	3 556	3 556					192				P	11 515		480	6	15		
PUCES D'ÉTÉ - BESANCON	1	11/6	12/6	1 539	1 539					75				P	2 273		480	6	3		

(*) Please refer to each national definition given at the beginning of the report

2022 EVENTS BY CITY

	Interval Year	Opening date	Closing date	Space						Exhibitors				Visitors/Visits (*)				Organizer	Auditor	Industry sector
				Rented Space (sq.m)						Exhibitors with their own stands				Admission for Trade/Public						
				Total	Halls		Open air		from ... countries	Total	Foreign/International (*)	Total	Foreign/International (*)	Total	Foreign/International (*)	Total	Foreign/International (*)			
	Total	Foreign/International (*)	Total	Foreign/International (*)	Total	Foreign/International (*)														
Besançon (F)																				
SALON DES MARIES - BESANCON	1	4/11	6/11	539	539					51				P	3 783		447	6	25	
SALON DES TOUT P'TITS - BESANÇON	1	4/11	6/11	208	208	9			1	18	1			P	3 883		480	6	3	
VIVRE LA RETRAITE - BESANÇON	1	4/11	6/11	336	336					35				P	3 883		480	6	3	
Beziers (F)																				
FOIRE DE PRINTEMPS - BEZIERS	1	2/6	6/6	4 420	4 420	9				94	1			P	10 127		126	5	27	
Biarritz (F)																				
VINS ET GASTRONOMIE - BIARRITZ	1	8/4	11/4	810	810					82				P	3 494		328	6	2	
Bielsko Biala (PL)																				
ENERGETAB	1	13/9	15/9	12 065	6 307	989	5 758	1 283	16	361	69			T	5 371		708	3	19	
Bilbao (E)																				
ADDIT3D	1	13/6	17/6	1 346	1 176	119	0	0	15	39	4	56	45	T			99	9	19	
BEDIGITAL	1	13/6	17/6	1 465	1 045	15	0	0	6	92	4	23	5	T			99	9	19, 21	
BIEMH	2	13/6	17/6	36 694	36 594	5 104	0	0	29	566	84	667	596	T	35 277	1 643	99	9	19	
CARAVANING	1	6/5	8/5	1 584	1 343	0	0	0	1	13	0	0	0	T/P			99	9	3	
DESEMBALAJE	2x1	12/3	13/3	3 894	3 780	160	0	0	3	107	4	0	0	P	5 154	0	99, 437	9	3	
DESEMBALAJE	2x1	5/11	6/11	3 964	3 850	0	0	0	1	114	0	0	0	P	6 367	0	99, 437	9	3	
EGURTEK	2	19/10	20/10	1 203	684	90	0	0	10	55	9	15	14	T	1 074	77	99	9	5	
EXPOVACACIONES	1	6/5	8/5	3 254	2 179	183	0	0	5	127	14	67	0	T/P	6 459	0	99	9	3	
FERIA DEL OUTLET BILBAO	1	4/3	6/3	2 327	2 327	0	0	0	1	103	0	0	0	P	37 000	0	645		27	
FOOD FOR FUTURE	1	17/5	19/5	6 106	2 296	192	0	0	9	131	17	30	0	T	7 217	381	99, 503	9	2, 19	
FVO	1	20/10	23/10	14 571	14 571	0	0	0	1	28	0	0	0	P	20 901	0	99, 337	9	16	
GUSTOKO	2	4/3	6/3	1 543	1 208	27	0	0	3	197	3	41	0	T/P	10 484	0	99	9	2	
INTERGUNE	2	26/10	27/10	220	220	0	0	0	1	27	0	0	0	T	792	0	627		4	
JAPAN WEEKEND	2x1	26/2	26/2	128	128	0	0	0	1	20	0	0	0	P	7 500	0	407		3	
JAPAN WEEKEND	2x1	8/10	8/10	645	645	0	0	0	1	40	0	0	0	P	9 000	0	407		3	
RETROCLÁSICA BIO	1	11/11	13/11	5 913	5 913	0	0	0	1	110	0	0	0	P	17 010	0	99, 235	9	16	
WIND EUROPE	1	5/5	7/5	7 012	7 012	4 229	0	0		281	170	0	0	T	9 200	0	702		9, 10	
WORKINN	1	15/6	16/6	636	382	0	0	0	1	51	0	0	0	T			99	9	8	
Bologna (I)																				
AMBIENTE LAVORO	1	22/11	24/11	3 704	3 704	156	0	0	11	122	8	18	8	T	3 515	26	111	8	7	
ARTE FIERA	1	12/5	15/5	6 899	6 899	504			6	160	10	0	0	P	21 002	225	111		3	
AUTOPROMOTEC	2	25/5	28/5	60 611	58 210	7 120	2 401	115	44	909	180	402	233	T	54 748	7 100	547	8	26	
BIENNALE DEL VINO	2	17/1	18/1	284	284	36	0	0	5	63	13	0	0	T	146	27	495		2	
BIG BUYER	1	23/11	25/11	5 405	5 405	1 521	0	0	23	154	42	43	32	T	2 024	188	199	8	13	
CERSAIE	1	26/9	30/9	73 415	73 124	27 968	291	0	25	565	223	22	9	T/P	55 366	21 308	198	8	5	
COSMOFARMA EXHIBITION	1	13/5	15/5	18 066	18 050	830	16	0	19	332	23	54	27	T			115	8	22	
COSMOPROF Worldwide Bologna	1	28/4	2/5	90 172	74 116	42 528	16 056	7 127	62	2 822	2 058			T	263 121	115 525	112	8	4	
DEVOTIO	1	19/6	21/6	4 694	4 694	698	0	0	16	193	35	0	0	T	3 049	1 057	158		4	
EIMA INTERNATIONAL	2	9/11	13/11	128 591	118 431	22 119	10 160	0	41	1 360	349	171	131	T/P			271	8	1	
E-TECH EUROPE	1	12/4	13/4	3 059	2 739	261	320	0	13	158	19	54	16	T	3 426	307	6		19	
EUDISHOW	1	1/4	3/4	7 443	7 443	1 003	0	0		244	49	14	11	T/P	14 219	194	595	8	3	
EXPOSANITA'	2	11/5	13/5	17 029	16 677	933	352	0	33	498	56	116	84	T			115	8	22	
FAMAART	2	6/10	9/10	2 460	2 460	880			13	55	23	0	0	T	1 544	690	111	8	12	
FIERA DEL LIBRO PER RAGAZZI	1	21/3	24/3	18 748	18 748	13 120	0	0		435	293	504	472	T	10 840	2 482	111	8	4	

(*) Please refer to each national definition given at the beginning of the report

2022 EVENTS BY CITY

	Interval Year	Opening date	Closing date	Space						Exhibitors						Visitors/Visits (*)			Organizer	Auditor	Industry sector
				Rented Space (sq.m)						Exhibitors with their own stands			Represented firms			Admission for Trade/Public	Foreign/International (*)				
				Total	Halls		Open air		from ... countries	Total	Foreign/International (*)	Total	Foreign/International (*)	Total	Foreign/International (*)						
				Foreign/International (*)	Foreign/International (*)																
Bologna (I)																					
				3 745	3 745	450	0	0	7	79	12	6	0	T/P	5 050	215	203		5		
				22 670	22 670	1 406	0	0	22	775	66	72	30	T	10 112	380	111	8	2		
				92 000	92 000				17	1 397	71	627	300	T	39 348		597		19		
				15 171	14 907		264			476	72	0	0	T	37 642	565	597		5		
				5 670	5 670	0	0	0	8	39	2	16	15	P	3 629	31	610	8	26		
				13 214	13 214	763	0	0	21	447	45	97	24	T/P	12 505	399	111	8	2		
				6 672	6 672	288	0	0	18	520	38	22	22	T/P	5 816	221	111	8	2		
				10 273	10 273	1 257	0	0	19	173	45	28	10	T	7 916	1 138	103		19		
Bolu (TR)																					
				16 892	16 892	0				165	0	0	0	T/P	15 497	1 861	252	11	5		
				2 020	2 020	0				53	0	0	0	T/P	100 000	0	252	11	1		
Bolzano (I)																					
				4 017	4 017	396				177	21			P	28 439	529	287		2		
				13 060	13 050	10	10	1		366	56			T/P	16 036	898	287		2		
				12 841	12 841	1 941				326	87			T	16 000	3 360	287		1		
				10 463	10 463	1 926				310	53			T/P	15 934	242	287		5		
Bordeaux (F)																					
				1 441	1 441					114				P	12 346		64	6	8		
				33 192	14 049	885	19 143		20	573	55	231	52	P	156 943	460	114	6	27		
				4 935	4 935	81			3	151	5	124	7	T	13 585		114		15		
				658	658	29			3	107	6	19	5	T	1 144		148	6	3		
				688	688	12			2	112	4	19	5	T	856		148	6	3		
				1 722	1 722					322		1		P	18 247		694	6	1		
Bourg-en-Bresse (F)																					
				429	429					25				P	4 028		20	5	3		
				846	846	18				55	1			P	5 254		20	5	27		
Brescia (I)																					
				15 800	15 800	0	0	0	0	120	0	1	0	T	4 848	492	461		4, 8, 11, 12, 19, 22, 26		
Brest (F)																					
				2 990	2 990					248				P	31 880		328	6	2		
				833	833	255			4	51	4			P	6 099		327	6	3		
				216	216					46				T	155		148		3		
				2 523	2 523	54			1	96	1			P	6 965		328	6	15		
				4 227	4 227					156				P	13 290		328	6	15		
Brindisi (I)																					
				4 193	1 793	0	2 400	0	0	76	0	35	5	T/P	5 330	560	591		3		
Brno (CZ)																					
				26 817	26 320	12 797	497	95	24	771	392			T	52 148	4 703	120	3	19		
Brussels (BE)																					
				1 500						60				T	1 500		372		14		
				500						20				T	500		372		14		

(*) Please refer to each national definition given at the beginning of the report

2022 EVENTS BY CITY

	Interval Year	Opening date	Closing date	Space						Exhibitors				Visitors/Visits (*)		Organizer	Auditor	Industry sector				
				Rented Space (sq.m)						Exhibitors with their own stands		Represented firms		Admission for Trade/Public	Total					Foreign/ International (*)		
				Total	Halls		Open air		from ... countries	Total	Foreign/ International (*)	Total	Foreign/ International (*)									
					Total	Foreign/ International (*)	Total	Foreign/ International (*)														
Brussels (BE)																						
	2x1	8/10	10/10	5 129							129				T	16 000		372		14		
	2x1	19/3	21/3	3 553							90				T	8 000		372		14		
Budapest (HU)																						
	1	22/1	25/1	33 473	32 422	4 984	1 051	79	13	280	57			T/P	44 165		352	3	1			
	1	10/5	13/5	1 419	1 419	503	0	0	6	53	14			T	incl. in Industry Days		352	3	16			
	1	3/3	6/3	4 577	4 577	93	0	0	1	64	1			P	incl. in Travel		352	3	3			
	1	6/4	10/4	10 208	9 829	3 782	379	37	15	305	122			T/P	34 319	3 881	352	3	5			
	1	17/2	20/2	6 002	6 002	765	0	0	6	176	22			P	22 756		352	3	3			
	2x1	6/4	10/4	5 279	5 212	1 028	67	0	8	134	29			T/P	incl. in CONSTRUMA		352	3	12			
	2x1	4/11	6/11	1 433	1 433	569	0	0	4	58	17			T/P	7 631		352	3	12			
	1	17/5	19/5	11 463	11 423	2 940	40	40	15	286	97			T	14 592		352	3	19			
	2	22/3	24/3	10 340	10 340	3 656	0	0	15	363	108			T	20 585	2 264	352	3	2			
	1	3/3	6/3	4 519	4 519	2 077	0	0	19	109	57			P	19 344		352	3	6			
Burdur (TR)																						
	1	12/5	15/5	2 000	2 000	0					32	0	0	0	T/P	100 000	0	329	11	1		
Bursa (TR)																						
	1	21/3	26/3	1 650	1 650	0					26	0	0	0	T/P	1 436	0	485	11	12		
	1	3/10	8/10	2 694	2 694	0					96	0	0	0	T/P	298 354	356	485	11	12		
	1	3/3	6/3	5 184	5 184	9			1	112	1	8	8	T/P	10 232	1 942	563	11	1			
	1	21/7	21/7	24 831	24 831	1 018			12	565	70	76	76	T/P	36 500	11 114	208	11	8			
	1	3/11	6/11	3 775	3 775	45			1	154	2	3	3	T/P	95 000	1 500	501	11	14			
	1	14/12	17/12	1 250	1 250	0					25	0	0	0	T/P		3 650	671	11	19		
	1	4/10	8/10	7 460	7 460	0					93	0	0	0	T/P	38 742	392	671	11	1		
	1	11/3	20/3	12 315	12 315	315			13	320	24	0	0	T/P	45 731	8 232	671	11	8			
	1	14/12	17/12	1 761	1 761	476			4	17	6	11	11	T/P	33 147	4 176	671	11	18			
	1	14/12	17/12	5 500	5 500	0					56	0	0	0	T/P	25 300	0	671	11	19		
	1	23/11	26/11	9 509	9 509	936			7	197	30	60	60	T/P	33 147	4 176	671	11	19			
	1	4/10	8/10	46 740	46 740	1 038			22	1 015	35	132	132	T/P	78 096	8 590	671	11	1			
	1	15/3	17/3	6 428	6 428	987			7	116	18	27	27	T/P	9 380	2 314	418	11	25			
	1	18/10	20/10	32 181	32 181	104			2	429	2	0	0	T/P	10 353	2 100	418	11	25			
	1	22/9	24/9	5 000	5 000	0					50	0	0	0	T/P	35 000	0	501	11	3		
	1	12/1	15/1	3 500	3 500	0					36	0	0	0	T/P	36 840	76	671	11	25		

(*) Please refer to each national definition given at the beginning of the report

2022 EVENTS BY CITY

	Interval Year	Opening date	Closing date	Space						Exhibitors					Visitors/Visits (*)			Organizer	Auditor	Industry sector	
				Rented Space (sq.m)						Exhibitors with their own stands			Represented firms		Admission for Trade/Public	Total					
				Total	Halls		Open air		from ... countries	Total	Foreign/International (*)	Total	Foreign/International (*)	Total		Foreign/International (*)					
	Total	Foreign/International (*)	Total	Foreign/International (*)		Total	Foreign/International (*)	Total	Foreign/International (*)	Total	Foreign/International (*)										
Bursa (TR)																					
JUNIOSHOW Bursa 16th International Baby, Kidswear and Kids Necessities Fair	1	1/6	4/6	3 144	3 144	0				44	0	0	0	T/P	46 137	0	671	11	25		
Tarde Fair For Yam, Brode, Textile Accessories, Embroider and Fabric Printing Technologies	1	9/6	11/6	3 823	3 823	124			2	59	2	10	10	T/P	16 804	70	649	11	25		
Tomato Days Turkey	1	27/7	29/7	40 000	40 000	372			10	320	0	27	27	T/P	53 000	1 400	176	11	1		
TURFOOD/ 4.Bursa Food Fair	1	22/9	24/9	3 738	3 738	0				52	0	0	0	T/P	25 357	0	501	11	2		
Bydgoszcz (PL)																					
INNOFORM	1	27/9	29/9	1 398	1 377	141	21	0	6	97	10			T	2 079	55	642	3	17		
Caen (F)																					
GEEK DAYS - CAEN	1	15/10	16/10	1 003	1 003	54			3	86	4			P	9 601		327	6	3		
SOLUTIONS CSE - CAEN	1	17/3	17/3	258	258					59				T	215		148		3		
VINS ET GASTRONOMIE - CAEN	1	18/3	20/3	1 476	1 476					151				P	9 515		328	6	2		
Çanakkale (TR)																					
12. Biga Agriculture, Livestock, Industry and Food Fair	1	30/9	2/10	1 358	1 358	1 155			8	47	40	0	0	T/P	1 521	14	563	11	1		
Canakkale 4.Agriculture Technology Fair	1	7/9	10/9	1 057	1 057	934			13	69	61	1	1	T/P	2 800	26	18	11	1		
Cannes (F)																					
CANNES YACHTING FESTIVAL	1	6/9	11/9	85 602	3 785	3 274	81 817	57 309	41	526	325	714	465	P	54 557	36 073	578	6	3		
MARCHE DU FILM	1	17/5	25/5	3 640	3 640	635			50	278	31			T	13 024	10 563	617	6	21		
Carrara Marina (I)																					
CARRARA	1	17/3	18/3	881	881	36			59	63	4	29	22	T	1 096	113	376	8	26		
Carru' (I)																					
FIERA DEL BUE GRASSO	1	15/12	18/12	9 300	1 658	0	7 642	0	2	56	0	0	0	T/P	10 046	0	155		3		
Cernobbio (I)																					
COMOCREA INTERNI	1	26/4	28/4	1 000	1 000	572	0	0	3	14	8	0	0	T	162	106	153		12, 25		
COMOCREA TEXTILE DESIGN SHOW	2x1	28/3	29/3	1 975	1 975	1 120	0	0	4	30	17	0	0	T	120	21	153		12, 25		
COMOCREA TEXTILE DESIGN SHOW	2x1	17/10	18/10	1 975	1 975	1 137	0	0	7	33	19	0	0	T	160	66	153		12, 25		
ORTICOLARIO	1	30/9	2/10	10 550	5 300	300	5 250	750	4	252	16	0	0	P	724	80	616		1		
PROPOSTE - Fiera produttori tessuto d'arredamento e tendaggio	1	26/4	28/4	4 647	4 647	2 772	0	0	11	72	41	0	0	T	3 332	2 293	548	8	12, 25		
Chalon-en-Champagne (F)																					
SOLUTIONS CSE - CHALON-EN-CHAMPAGNE	1	11/10	11/10	214	214	46			2	51	9			T	140		148		3		
Chalons-sur-Saône (F)																					
HABITAT ET IMMOBILIER - CHALONS SUR SAÔNE	1	11/3	14/3	843	783		60			50				P	3 779		195	6	15		
Chambery (F)																					
FOIRE EXPOSITION - CHAMBERY	1	9/9	19/9	19 171	8 396	12	10 775	24	2	307	2			P	57 493		589	6	27		
HABITAT ET JARDIN - CHAMBERY	1	8/4	11/4	9 484	4 277	54	5 207			222	2			P	13 615		589	6	15		
SAVEURS & TERROIRS - CHAMBERY	1	25/11	27/11	2 673	2 643	57	30		2	142	5			P	15 368		589	6	2		
Chartres (F)																					
AUX VIGNOBLES I CHARTRES	1	21/10	23/10	1 492	1 492					122				P	11 953		328	6	2		
HABITAT - CHARTRES	1	11/3	13/3	1 278	1 278					64				P	2 150		132	5	15		
LES ARTISANALES - CHARTRES	1	7/10	10/10	7 283	5 847	9	1 436		1	274	1			P	39 335		138	6	27		

(*) Please refer to each national definition given at the beginning of the report

2022 EVENTS BY CITY

	Interval Year	Opening date	Closing date	Space						Exhibitors				Visitors/Visits (*)		Organizer	Auditor	Industry sector			
				Rented Space (sq.m)						Exhibitors with their own stands		Represented firms		Admission for Trade/Public	Total						
				Total	Halls		Open air		from ... countries	Total	Foreign/International (*)	Total	Foreign/International (*)		Total					Foreign/International (*)	
	Total	Foreign/International (*)	Total	Foreign/International (*)		Total	Foreign/International (*)	Total	Foreign/International (*)		Total	Foreign/International (*)									
Chateaubriant (F)																					
FOIRE DE BÉRÉ - CHATEAUBRIANT	1	9/9	12/9	32 797	2 640		30 157				471			P	50 350		300	6	27		
Châtellerault (F)																					
BOURSE D'ÉCHANGE PIÈCES AUTO MOTO RETRO - CHATELLERAULT	1	2/7	3/7	4 877	4 877	40					141	1		P	2 107		47	5	3		
BRADERIE - CHATELLERAULT	1	27/5	29/5	1 066	1 066						1			P	2 900		215	5	3		
BRADERIE - CHATELLERAULT	1	21/10	23/10	1 066	1 066						1			P	4 200		215	5	3		
EMMAUS - CHATELLERAULT	1	25/2	27/2	1 066	1 066						1			P	3 800		151	5	3		
Cherbourg (F)																					
AUX VIGNOBLES ! CHERBOURG	1	9/12	11/12	360	360						57			P	2 967		328	6	2		
Clermont-Ferrand (F)																					
CLERMONT GEEK CONVENTION	1	19/3	20/3	1 329	1 329	36				2	100	2		P	17 945		83		3		
FOIRE INTERNATIONALE - CLERMONT-COURNON	1	10/9	18/9	18 503	7 904	171	10 599	76	7	331	17			P	65 076		301	6	27		
HABITAT - CLERMONT FERRAND	1	11/3	14/3	5 284	5 284	36					207	2		P	11 623		132	5	15		
IMMOBILIER NEUF - CLERMONT-FERRAND	1	23/9	25/9	351	351						28		1	P	649		83	6	15		
SOLUTIONS CSE CLERMONT-FERRAND	1	12/4	12/4	250	250						47			T	227		148	6	3		
TATOUAGE - AUVERGNE	1	26/11	27/11	1 343	1 343	18				2	116	2		P	8 395		83	6	3		
VINS DES VIGNERONS INDEPENDANTS - CLERMONT FERRAND	1	14/10	16/10	753	753						124			P	5 173		694	6	1		
Cocentaina (E)																					
FIRA DE TOTS SANTS	1	29/10	1/11	59 330	0	0	53 397			4	800	3	0	0	T/P	534 548	0	87		27	
Colmar (F)																					
AUX VIGNOBLES ! COLMAR	1	21/10	23/10	324	324						49			P	4 516		328	6	2		
SEPEM INDUSTRIE - COLMAR	1	14/6	16/6	4 810	4 810	228				6	375	17	92	5	T	2 885	106	233	5	19	
Cremnoa (I)																					
ACOUSTIC GUITAR VILLAGE	1	23/9	25/9	609	609	90	0	0	5	56	10	2	1	T/P	incl. in "CREMONA MONDOMUSICA"		162	8	3		
CREMONA MONDOMUSICA	1	23/9	25/9	3 109	3 109	1 675	0	0	26	229	130	8	5	T/P	9 263	1 737	162	8	3		
FIERE ZOOTECHNICHE INTERNAZIONALI DI CREMONA	1	1/12	3/12	8 291	8 291	328	0	0	7	138	13	45	30	T/P	15 528	456	162	8	1		
PIANO EXPERIENCE	1	23/9	25/9	915	915	12	0	0	1	9	1	0	0	T/P	incl. in "CREMONA MONDOMUSICA"		162	8	3		
Denizli (TR)																					
17th Aegean Agricultural Greenhouse & Livestock Exhibition	1	2/3	6/3	2 150	2 150	0					21	0	0	0	T/P	13 462	56	513	11	1	
5. Denizli Book Fair	1	30/9	9/10	900	900	0					60	0	0	0	T/P	150 000	5 000	262	11	8	
Aegean production technologies and Industry Fair	1	23/3	26/3	7 068	7 068	297			10	152	13	22	22	T/P	33 735	3 375	371	11	19		
Denizli 2022	1	14/12	18/12	1 575	1 575	0			3	23	0	3	3	T/P	34 700	1 100	2	11	12		
Denizli Çivril 2022 - 1.Çivril Agriculture Livestock Machinery Food Technologies	1	14/5	17/5	3 000	3 000	0				80	0	30	30	T/P	490 000	98 000	2	11	1		
Denizli Natural Life	1	23/11	27/11	2 250	2 250	120			1	25	2	0	0	T/P	14 322	320	371	11	3		
Egeevlilik 2022	1	31/3	4/4	650	650	0				25	0	0	0	T/P	190 000	20	2	11	12		
Piktech	1	10/11	13/11	10 734	10 734	0				110	0	61	61	T/P	91 672	4 583	649	11	25		
Dijon (F)																					
AUX VIGNOBLES ! DIJON	1	1/4	3/4	480	480						69			P	2 438		328		1		

(*) Please refer to each national definition given at the beginning of the report

2022 EVENTS BY CITY

	Interval Year	Opening date	Closing date	Space					Exhibitors					Visitors/Visits (*)		Organizer	Auditor	Industry sector		
				Rented Space (sq.m)					Exhibitors with their own stands		Represented firms		Admission for Trade/Public	Total	Foreign/International (*)					
				Total	Halls		Open air		from ... countries	Total	Foreign/International (*)	Total								Foreign/International (*)
	Total	Foreign/International (*)	Total	Foreign/International (*)		Total	Foreign/International (*)	Total	Foreign/International (*)		Total	Foreign/International (*)								
Dijon (F)																				
				12 952	12 891	835	61		20	374	40	83	36	P	116 566		624	6	27	
				286	286					57				T	315		148	6	3	
				352	352					67				T	384		148	6	3	
Diyarbakır (TR)																				
				2 809	2 809	0			6	23	0	14	14	T/P	24 968	294	669,174	11	3	
				842	842	0			2	29	0	3	3	T/P	24 968	294	629	11	18	
				3 665	3 665	0				79	0	8	8	T/P	5 243	2 493	174,28	11	1	
				6 537	6 537	0			16	70	0	72	72	T/P	24 968	294	29,174	11	3	
				3 227	3 227	624			8	93	11	0	0	T/P		824	174,28	11	5	
				1 048	1 048	0			10	26	0	16	16	T/P	24 968	294	629	11	14	
Dortmund (D)																				
				24 837	24 837	16 021			61	627	473	2	2	T	10 966	6 704	466	7	1	
				669	669	372			15	60	31	4	1	T	1 063	408	466	7	2	
Douai (F)																				
				9 506	6 476	144	3 030			178	3			P	52 296		316	6	27	
Düsseldorf (D)																				
				35 925	35 925	27 942			49	720	529			T	18 603	12 211	577	7	19	
				14 876	14 876	2 603			24	401	114			T	32 252	3 128	467	7	14	
				124 177	121 850	38 761	2 327	559	35	736	287			T/P	237 117	28 691	467	7	4	
				10 721	10 681	5 077	40	40	32	343	174			T	9 070	4 544	467	7	21,12	
				1 527	1 527	354			15	96	20			T	3 050	876	467	7	9	
				5 391	5 391	114			6	258	8			T	2 195		297	7	16,26	
				50 838	50 784	35 905	54		47	928	645			T	29 278	21 241	467	7	19	
				177 516	173 810	109 856	3 706	1 506	59	3 020	2 152			T	177 486	126 871	467	7	17	
				103 917	103 917	81 241			68	5 221	4 390			T	81 516	62 170	467	7	22	
				5 992	5 992	1 780			21	186	50			T	3 496	794	689	7	19	
				68 358	68 358	56 050			62	5 734	5 034			T	38 002	23 523	467	7	2	
				23 451	23 376	9 026	75	48	38	692	361			T	33 072	8 687	467	7	22	
				5 081	5 081	848			11	126	33			T	16 642	1 253	467	7	14	
				39 592	39 592	29 251			44	765	560			T	17 324	11 880	467	7	19	
				11 450	11 450	8 168			29	380	286			T	7 265	5 198	467	7	19	
				52 959	52 959	40 298			52	1 061	832			T	25 674	17 594	467	7	19	
Edirne (TR)																				
				1 870	1 870	320			8	137	26	29	29	T/P	7 029	251	563	11	1	

(*) Please refer to each national definition given at the beginning of the report

2022 EVENTS BY CITY

	Interval Year	Opening date	Closing date	Space						Exhibitors						Visitors/Visits (*)				Organizer	Auditor	Industry sector
				Rented Space (sq.m)						Exhibitors with their own stands			Represented firms			Admission for Trade/Public						
				Total	Halls		Open air		from ... countries	Total	Foreign/International (*)	Total	Foreign/International (*)	Total	Foreign/International (*)	Total	Foreign/International (*)					
					Total	Foreign/International (*)	Total	Foreign/International (*)														
Elazığ (TR)																						
Elazığ 3. Book Fair	1	8/10	16/10	3 300	3 300	25				1	69	1	8	8	T/P	18 700	1 000	319	11	8		
Elche (E)																						
ALICANTE GASTRONÓMICA, Encuentro del estilo de vida mediterráneo	1	23/9	26/9	9 925	7 569	0	0	0	1	206	0	11	0	T/P	36 052	0	364, 122	9	2, 6			
ANTIC AUTO, Salón internacional de automóviles, motocicletas y recambio antiguo y clásico	1	12/3	13/3	5 885	5 885	0	0	0	1	72	0	1	0	P	6 421	22	364	9	3, 16			
CARAVANING, Muestra provincial de caravaning, camping, ocio y tiempo libre	1	11/2	20/2	8 650	8 650	12	0	0	2	45	1	0	0	P	15 594	0	124		3, 6			
ECOALICANTE, Feria de productos ecológicos y estilo de vida saludable	1	26/2	27/2	1 924	1 024	24	0	0	3	57	24	18	0	P	4 521	9	364	9	2			
EXPOFIESTA, Feria nacional de las fiestas populares	1	4/11	6/11	2 818	2 603	0	0	0	1	73	0	0	0	P	6 649	2	364	9	3, 25			
EXPOMASCOTAS, Salón del perro y otros animales de compañía	1	3/12	4/12	5 508	824	0	0	0	1	46	0	0	0	P	8 351	18	364, 614	9	3			
EXPONADAL, Exposición de ocio infantil y juvenil	1	26/12	4/1	9 879	201	0	0	0	1	13	0	41	0	P	30 100	153	364	9	3			
FIRAHOGAR, Salón del mobiliario, equipamiento y decoración FIRAMACO, Reforma y Rehabilitación, Feria de materiales de construcción, reforma, rehabilitación y ahorro energético	1	21/10	23/10	7 114	6 964	0	0	0	1	65	0	0	0	P	18 472	254	364	9	12, 13			
FIRANOVIOS, Salón de bodas y comuniones	1	4/11	6/11	4 128	2 254	0	0	0	1	74	0	0	0	P	6 266	3	364	9	25, 3			
FIRAUTO, Feria del automóvil nuevo	2x1	13/5	15/5	17 645	16 045	0	1 600	0	1	59	0	76	0	P	22 548	20	364	9	16			
EXPOCAR, Salón del automóvil de ocasión	1	18/11	20/11	17 916	16 316	0	1 600	0	1	61	0	93	0	P	34 729	40	364	9	16			
SOBRE 2 RUEDAS, Feria de la motocicleta	2x1	23/3	24/3	3 794	3 794	1 028	0	0	6	223	67	35	33	T	3 309	413	364, 12	9	25, 17			
FUTURMODA, Salón internacional de la piel, componentes y maquinaria para el calzado y la marroquinería	2x1	5/10	6/10	4 545	3 945	1 208	0	0	7	221	75	34	32	T	5 107	540	12	9	25, 17			
JESAL EXTETIC, Salón de estética, cosmética, belleza y peluquería	1	26/2	28/2	3 666	1 611	60	0	0	5	69	5	0	0	T/P	9 270	132	364	9	14			
KIDS & CO, Salón de la infancia	1	22/10	23/10	1 811	1 086	9	0	0	2	29	1	0	0	P	2 575	7	364	9	12, 13			
SALÓN DEL MANGA, Salón del manga y cultura japonesa de Alicante	1	23/4	24/4	9 545	1 794	51	0	0	2	117	3	0	0	P	22 327	41	364	9	3			
VIDEO GAME COMIC, Salón de videojuegos, cómic, cine y series	1	15/10	16/10	4 955	1 000	24	0	0	2	111	1	0	0	P	7 970	24	364	9	3			
Erba (I)																						
FORNITORE OFFRESI - Salone Internazionale della Subfornitura Meccanica	1	17/2	19/2	3 673	3 673	42	0	0	4	293	4	197	121	T	6 917	189	427	8	19			
Erfurt (D)																						
Grüne Tage Thüringen	2	23/9	25/9	12 306	5 630	234	6 676		5	218	6			P	21 824		468	7	27			

(*) Please refer to each national definition given at the beginning of the report

2022 EVENTS BY CITY

	Interval Year	Opening date	Closing date	Space						Exhibitors						Visitors/Visits (*)		Organizer	Auditor	Industry sector		
				Rented Space (sq.m)						Exhibitors with their own stands			Represented firms			Admission for Trade/Public	Total					
				Total	Halls		Open air		from ... countries	Total	Foreign/International (*)	Total	Foreign/International (*)	Total	Foreign/International (*)							
				Foreign/International (*)		Foreign/International (*)																
Erzurum (TR)																						
	1	4/11	13/11	4 000	4 000	0				72	0	0	0	T/P	96 000	200	484	11	8			
Eskişehir (TR)																						
	1	10/5	12/5	9 500	9 500	0				68	0	0	0	T/P	65 000	0	487	11	26			
	1	7/9	11/9	3 738	3 738	0			1	78	0	1	1	T/P	19 361	40	674	11	1			
	1	23/3	27/3	6 800	6 800	0				85	0	0	0	T/P	45 800	0	674	11	12			
	1	18/10	21/10	18 000	18 000	0				163	0	0	0	T/P	83 121	2 325	674	11	2			
Essen (D)																						
	1	26/4	28/4	12 429	12 429	713			17	494	59			T/P	11 539	208	469	7	22			
	2	7/4	13/4	17 863	17 863	5 034			19	476	129			T/P	82 543	9 905	577	7	3			
	1	21/6	23/6	21 605	21 605	5 269			25	787	188			T	14 031	3 438	469	7	9			
	1	18/10	20/10	13 034	13 034	6 538			34	437	227	22	14	T	13 434	5 727	349	7	10			
	2	20/9	23/9	13 286	13 286	4 495			36	370	173			T	14 491	4 695	469	7	7			
	2	6/9	9/9	21 509	21 509	1 379			16	389	38			T	22 363	917	469	7	5			
Ferrara (I)																						
	1	21/9	23/9	8 855	8 855	120	0	0	15	167	39	3	0	T	2 476	149	279	8	10			
	1	10/6	12/6	3 193	3 193	33	0	0	2	153	4	0	0	T	1 204	66	280	8	3			
Firenze (I)																						
	2	24/9	2/10	1 791	1 791	332	0	0	6	61	15	0	0	P	7 790	686	243	8	12			
	1	20/5	22/5	6 573	6 573	1 402	0	0	18	174	33	42	24	T/P	12 559	14	295	8	8			
	1	1/4	4/4	2 171	2 171	220	0	0	7	63	3	13	4	T	1 441	134	295	8	25			
	1	5/3	7/3	1 680	1 680	514	0	0	12	68	19	3	3	T	1 154	23	678		25			
	1	23/7	25/7						18	94	29	11	11	T	1 453	180	678		25			
	1	24/4	1/5	4 123	4 123	1 544	0	0	26	344	91	0	0	T/P	56 851	189	295	8	27			
	2x1	2/2	4/2	2 383	2 383	160	0	0		71	6	0	0	T	1 812	568	531		25			
	2x1	11/1	13/1	19 234	19 234	4 792	0	0		641	210	0	0	T	6 711	1 580	531		25			
Foggia (I)																						
	1	27/3	29/3	7 000	7 000	2 000	0	0	1	47	2	52	6	T/P	6 613	313	618		2			
Frankfurt am Main (D)																						
	2	23/11	24/11	1 278	1 278	398			17	82	31			T	752	192	470	7	19			
	1	15/11	18/11	27 272	27 272	14 679			33	802	463			T	29 581	15 192	464	7	19			
	1	21/6	24/6	28 824	28 824	27 511			50	952	914			T	40 656	28 175	470	7	25			
	2	2/10	6/10	83 498	83 328	45 599	170		53	1 531	1 076			T	89 409	46 432	470	7	13,5			
	1	26/4	29/4	14 152	13 784	7 111	368	85	32	368	164			T	18 320	8 562	470	7	21			
Gaziantep (TR)																						
	1	16/9	18/9	2 550	2 550	0				25	0	0	0	T/P	54 752	0	629,440	11	24			

(*) Please refer to each national definition given at the beginning of the report

2022 EVENTS BY CITY

	Interval Year	Opening date	Closing date	Space						Exhibitors				Visitors/Visits (*)		Organizer	Auditor	Industry sector		
				Rented Space (sq.m)						Exhibitors with their own stands		Represented firms		Admission for Trade/Public						
				Total	Halls		Open air		from ... countries	Total	Foreign/ International (*)	Total	Foreign/ International (*)							
					Total	Foreign/ International (*)	Total	Foreign/ International (*)						Total	Foreign/ International (*)					Total
Gaziantep (TR)																				
	1	2/11	6/11	3 540	3 540	0				97	0	0	0	T/P	387 000	0	24	11	1	
	1	14/5	17/5	5 912	5 912	12			4	92	1	3	3	T/P	5 464	71	345	11	25	
	1	20/6	23/6	4 200	4 200	0				41	0	0	0	T/P	14 500	0	24	11	25	
	1	7/12	10/12	54 474	54 474	610			12	649	37	0	0	T/P	17 327	3 812	24	11	25	
	1	23/2	26/2	24 937	24 937	5 139			14	212	42	6	6	T/P	18 250	3 130	24	11	1	
	1	3/6	5/6	3 500	3 500	0			2	35	0	0	0	T/P	7 350	367	226	11	24	
	1	19/12	22/12	2 664	2 664	205			14	110	15	8	8	T/P	4 309	176	674	11	25	
Gdansk (PL)																				
	2x1	22/3	24/3	2 677	2 677	832	0	0	16	201	60			T	2 000		492	3	26	
	2x1	1/9	3/9	1 819	1 819	774	0	0	13	135	57			T	2 018	362	492	3	26	
	2x1	26/3	27/3	287	287	0	0	0	1	33	0			P			507	3	15	
	2x1	1/10	2/10	356	356	4	0	0	2	40	1			P			507	3	15	
Genova (I)																				
	4	23/4	8/5	80 000	2 000		78 000		8	117	8	190		T/P	241 590	6 923	537		1	
	1	22/9	27/9	72 600	15 600		57 000			775	998	223		T/P	103 812	25 321	358		26	
Ghent (BE)																				
	1	8/10	17/10	40 000		0	0	0	4	240	10			P	28 000	0	189		5	
	1	2/12	5/12	23 184		0	0	0	1	120	4			P	20 000	0	431		3	
	1	24/2	24/2	4 032		0	0	0	2	60	4			T	1 000	0	249		5	
	1	8/4	10/4	8 064		0	0	0		80	0			P	6 000	0	223		3	
	1	22/10	23/10	38 000		0	4 000	0	8	160	44			P	35 000	1 450	189		3	
	1	12/11	14/11	4 032		0	0	0	2	120	4			P	5 000	400	404		3	
	2	26/4	28/4	15 000		0	0	0	4	120	8			T	3 410	30	189		22	
	1	21/11	25/11	48 000		0	0	0	6	350	32			T	32 014	400	189		2	
	1	19/1	20/1	5 000		0	0	0	12	150	36			T	3 000	1 500	391		19	
	2	31/8	2/9	38 000		0	0	0	8	58	48			T	35 000	1 400	434		5	
	1	28/3	30/3	8 000		0	0	0	2	60	5			T	300	0	565		2	
	2	19/5	21/5	19 152		0	0	0	4	180	16			P	14 300	0	566		22	
	1	14/5	15/5	8 000		0	0	0	15	140	140			P	4 000	200	265		15	
	1	23/2	24/2	15 000		0	0	0	3	120	12			T	15 000	0	189		8	
	1	12/3	20/3	1 500		0	0	0	2	3	2			P	10 000	0	431		12	
	1	6/3	6/3	4 032		0	0	0	3	80	60			P	3 000	300	632		3	
	1	17/3	18/3	10 735		0	0	0	2	60	4			T	3 250	0	249		5	
	2	13/9	15/9	32 000		0	0	0	8	47	41			T	12 000	350	189		19	
	1	21/8	21/8	15 000		0	3 000	0	2	8	5			P	8 000	0	96		2	
Gijón (E)																				
	1	21/10	23/10	2 293	2 293	105	0	0	3	75	4	0	0	P	5 200	0	278, 438	9	3	
	2x1	2/4	3/4	1 125	1 125	0	0	0	1	45	0	0	0	P	4 251	0	278, 680	9	27	

(*) Please refer to each national definition given at the beginning of the report

2022 EVENTS BY CITY

	Interval Year	Opening date	Closing date	Space					Exhibitors					Visitors/Visits (*)				Organizer	Auditor	Industry sector
				Rented Space (sq.m)					Exhibitors with their own stands			Represented firms		Admission for Trade/Public						
				Total	Halls		Open air		from ... countries	Total	Foreign/ International (*)	Total	Foreign/ International (*)	Total	Foreign/ International (*)	Total	Foreign/ International (*)			
Gijón (E)																				
41 Feria de Stocks del Comercio	2x1	22/10	23/10	1 275	1 275	0	0	0	1	51	0	0	0	P	7 800	0	278, 680	9	27	
50 Salón para la Infancia y la Juventud - MERCAPLANA	1	23/12	4/1	15 831	14 775	0	1 056	0	1	50	0	0	0	P	32 514	0	278, 88	9	3	
Detiqueta 2022	1	12/11	13/11	1 506	1 022	0	0	0	1	42	0	0	0	P	1 258	0	278	9	3	
Espacio Mascotas	1	15/10	16/10	6 538	3 366	9	186	0	2	41	1	0	0	P	5 406	0	278	9	3	
Feria del Vehículo Seminuevo y Km 0	1	9/12	11/12	2 176	2 176	0	0	0	1	25	0	0	0	P	4 500	0	278, 63	9	16	
Feria Internacional de Muestras de Asturias - FIDMA 2022	1	6/8	21/8	44 947	11 951	963	31 397	0	10	481	43	0	0	P	263 382	0	278	9	27	
Ferías del Campo y de las Industrias Agrícolas, Ganaderas y Pesqueras - AGROPEC 2022	1	23/9	25/9	12 851	6 450	17	1 676	0	2	171	1	0	0	P	34 499	0	278	9	1	
MotoBike 2022	1	7/5	8/5	2 140	2 140	0	0	0	1	17	0	0	0	P	5 585	0	278	9	16	
Salón del Motor Clásico	1	23/4	24/4	2 373	2 293	0	0	0	1	49	0	0	0	P	2 200	0	554		16	
Salón del Vehículo de Competición	1	5/2	6/2	2 280	2 200	0	0	0	1	52	0	0	0	P	6 000	0	554		16	
Gorinchem (NL)																				
Aqua Nederland	1	15/3	17/3	5 033	5 033					277				T	5 154		194		4	
Auto Prof - AMT Live	1	19/4	21/4	7 294	7 294					93				T	6 647		194		19	
Empack	1	5/4	7/4	6 100	6 100					251				T	5 517		194		19	
Familiedagen Gorinchem	1	25/10	27/10	6 747	6 747					195				P	15 000		194		3	
Future Lighting	1	23/11	24/11	1 000	1 000					34				T	829		194		18	
HortiContact	1	10/5	12/5	5 652	5 652					314				T	4 278		194		1	
Interieur Collectie Dagen	1	11/9	13/9	6 518	6 518					110				T	5 400		194		12	
Maintenance	2	12/4	14/4	2 220	2 220					74				T	911		194		19	
Maritime Industry	1	17/5	19/5	8 558	8 558					366				T	7 087		194		26	
METAVAK	1	4/10	6/10	3 405	3 405					120				T	6 142		194		19	
Recycling	1	15/11	17/11	4 485	4 485					131				T	3 951		194		19	
Rundvee & Mechanisatie Vakdagen	1	29/11	1/12	14 171	14 171					303				T	16 500		194		1	
Sign & Print Expo	2	22/3	24/3	3 000	3 000					107				T	5 800		194		11	
The Hair X-perience	1	12/6	13/6	6 857	6 857					89				T	2 800		194		14	
TrendZ	1	28/8	30/8	7 273	7 273					170				T	5 839		194		12	
TrendZ	1	6/2	8/2	5 305	5 305					124				T	5 938		194		12	
Velovak	1	18/9	20/9	3 000	3 000					100				T	2 200		194		16	
VTU Uitvaart Vakbeurs	1	28/9	30/9	9 200	9 200					230				T	4 000		194		3	
Worksafe	2	12/4	14/4	2 010	2 010					67				T	636		194		22	
Grenoble (F)																				
ESCALADE - GRENOBLE	1	18/11	20/11	1 286	1 286	304			19	237	55			P	3 770		238	6	3	
SEPEM INDUSTRIE - GRENOBLE	2	22/11	24/11	5 300	5 300	252			7	449	23	92	3	T	4 445	187	233	5	19	
Hamburg (D)																				
GET Nord	2	17/11	19/11	24 418	24 376	880	42		14	523	30			T	34 051	715	342	7	19	
INTERNORGA	1	30/4	4/5	34 537	34 289	7 631	248	56	28	924	261			T	43 693	3 806	342	7	2	
Nordstil (Summer Edition)	1	23/7	25/7	23 214	23 214	5 622			21	618	143			T	8 177	275	470	7	13	
Nordstil (Winter Edition)	1	15/1	17/1	24 847	24 847	5 532			21	670	140			T	10 455	312	470	7	13	
NORTEC	2	31/5	3/6	5 275	5 275	326			7	220	17			T	3 251	70	342	7	19	
SMM	2	6/9	9/9	48 382	47 666	27 867	716	441	68	1 912	1 320			T/P	29 984	16 043	342	7	26	
WindEnergy Hamburg	2	27/9	30/9	32 990	32 910	15 269	80		37	1 425	768			T	29 142	14 859	342	7	9	

(*) Please refer to each national definition given at the beginning of the report

2022 EVENTS BY CITY

	Interval Year	Opening date	Closing date	Space					Exhibitors					Visitors/Visits (*)			Organizer	Auditor	Industry sector	
				Rented Space (sq.m)					Exhibitors with their own stands			Represented firms		Admission for Trade/Public	Foreign/International (*)					
				Total	Halls		Open air		from ... countries	Total	Foreign/International (*)	Total	Foreign/International (*)		Total	Foreign/International (*)				
	Total	Foreign/International (*)	Total	Foreign/International (*)																
Idar-Oberstein (D)																				
	1	23/9	25/9	1 440	1 440	181			9	82	15	4		T	1 401	266	388	7	24	
Irun (E)																				
	1	1/4	3/4	2 042	2 042	207	0	0	2	45	6	0	0	P	5 053	0	285	9	3	
	1	3/12	4/12	401	401	36	0	0	2	54	6	0	0	P	4 754	0	285	9	2	
	1	3/6	5/6	1 258	1 258	0	0	0	1	116	0	0	0	T/P	9 495	0	285	9	10	
	2	27/4	28/4	6 702	1 594	172	5 108	0	6	101	12	0	0	T	1 453	0	285, 334	9	16	
Isparta (TR)																				
	1	18/5	22/5	7 000	7 000	0				47	0	0	0	T/P	35 000	5 000	167	11	5	
	1	10/11	13/11	6 450	6 450	0				68	0	0	0	T/P	30 000	0	167, 56	11	1	
Istanbul (TR)																				
	1	22/7	24/7	3 100	3 100	0				42	0	0	0	T/P	11 352	0	208	11	8	
	1	26/5	29/5	3 756	3 756	0				68	0	0	0	T/P	28 050	0	539	11	5	
	1	14/9	15/9	4 638	4 638	0				142	0	0	0	T/P	6 925	187	299	11	4	
	1	7/4	9/4	24 197	24 197	641			17	480	23	33	33	T/P	35 728	2 608	700	11	9	
	1	28/5	29/5	488	488	0				34	0	0	0	T/P	4 500	0	406	11	4	
	1	24/2	26/2	5 000	5 000	0				42	0	0	0	T/P	7 000	0	674	11	25	
	1	1/6	2/6	393	393	0				25	0	0	0	T/P	3 400	0	620	11	4	
	1	17/11	20/11	1 500	1 500	0				30	0	0	0	T/P	3 650	5	165	11	3	
	1	20/1	22/1	3 935	3 935	0			4	122	0	4	4	T/P	77 000	0	667	11	25	
	1	4/10	6/10	6 500	6 500	0			2	38	0	0	0	T/P	10 560	1 560	628	11	27	
	1	13/10	15/10	2 568	2 568	45			2	41	2	0	0	T/P	6 982	1 397	394	11	14	
	1	9/4	27/4	9 065	9 065	80			31	398	3	238	238	T/P	13 313	2 297	684	11	8	
	1	9/4	27/4	2 156	2 156	0			2	73	0	5	5	T/P	1 355	76	684	11	8	
	1	3/12	11/12	3 580	3 580	0				26	0	0	0	T/P	11 367	1 814	674	11	8	
	1	4/10	6/10	2 540	2 540	0				127	0	0	0	T/P	5 000	0	628	11	27	
	1	19/10	21/10	17 478	17 478	0				164	0	0	0	T/P	19 465	2 787	23	11	22	
	1	28/1	29/1	11 350	11 350	2 805			7	91	28	9	9	T/P	135 873	2 874	662	11	4	
	1	6/10	8/10	8 728	8 728	0			11	123	0	15	15	T/P	3 882	132	598	11	25	
	1	7/12	10/12	7 420	7 420	0			7	74	0	14	14	T/P	31 864	3 708	675	11	25	






(*) Please refer to each national definition given at the beginning of the report

2022 EVENTS BY CITY

	Interval Year	Opening date	Closing date	Space						Exhibitors						Visitors/Visits (*)				Organizer	Auditor	Industry sector
				Rented Space (sq.m)						Exhibitors with their own stands			Represented firms			Admission for Trade/Public						
				Total	Halls		Open air		from ... countries	Total	Foreign/International (*)	Total	Foreign/International (*)	Total	Foreign/International (*)	Total	Foreign/International (*)					
					Total	Foreign/International (*)	Total	Foreign/International (*)														
Istanbul (TR)																						
45. International Gamex/CompeX Digital Games Computer and Robot Technologies Fair	1	19/5	22/5	8 538	8 538	505			7	132	7	24	24	T/P	13 250	530	570	11	21			
5. Turkish-Arabic Hotel, Restaurant, Cafe, Pastry Equipment, Hospitality, Accommodation Technologies and Food Services Suppliers Expo, Business Organisation	1	22/6	23/6	2 411	2 411	0				58	0	0	0	T/P	1 138	273	662	11	3			
5. Turkish-Arabic Real Estate, Project, Investment, Investment Fund Fair Business Organisation	1	23/11	24/11	5 368	5 368	168			30	126	13	44	44	T/P	18 726	1 065	662	11	4			
5. Analytech" International Analysis and Laboratory Technology, Equipment Exhibition"	1	19/10	21/10	6 946	6 946	0				55	0	0	0	T/P	15 727	230	23	11	17			
6. Biotechnica "International Biotechnology, Life Sciences and Industries Exhibition"	1	19/10	21/10	2 191	2 191	0			2	33	0	2	2	T/P	18 045	577	23	11	27			
6. Process Summit and Exhibition	1	4/10	6/10	3 372	3 372	1 336			17	71	31	3	3	T/P	48 700	6 136	628	11	27			
6. China Products Fair	1	9/6	11/6	14 154	14 154	351			8	307	16	0	0	T/P	14 715	2 260	605	11	27			
6. Turkish-Arabic Agriculture & Agricultural Technologies Expo, Business Organisation	1	22/6	23/6	7 000	7 000	0				26	0	0	0	T/P	15 000	750	662	11	1			
6th International Istanbul Hardware Fair	1	15/9	18/9	5 601	5 601	0				69	0	0	0	T/P	59 162	0	700	11	5			
7. Robot Investments Summit and Exhibition	1	4/10	6/10	3 771	3 771	12			4	40	1	3	3	T/P	1 151	66	628	11	27			
7. Turkish-Arabic Building-Construction Materials and Technologies, Interior Architecture, Furniture Fair, Business Organization	1	28/1	29/1	4 000	4 000	0				45	0	0	0	T/P	180 000	0	662	11	5			
8. Turkish-Arabic Building-Construction Materials and Technologies, Interior Architecture, Furniture Fair, Business Organization	1	23/11	24/11	2 534	2 534	58			25	78	9	23	23	T/P	18 726	1 065	662	11	5			
8. Turkish-Arabic Food & Food Technologies Expo, Business Organisation	1	22/6	23/6	7 000	7 000	0			1	42	0	0	0	T/P	25 000	2 500	662	11	2			
9th Istanbul Hunting, Arms And Outdoor Sports Fair	1	2/6	5/6	17 500	17 500	0				97	0	0	0	T/P	70 000	7 000	204	11	3			
9th TURKCHEM 2022 International Chemical Industry Exhibition (Chemshow - Chemlab - Chemtech)	1	24/11	26/11	5 153	5 153	0			5	70	0	8	8	T/P	2 862	174	51	11	17			
ACE OF M.I.C.E. Exhibition	1	25/5	27/5	3 400	3 400	0			27	156	8	0	0	T/P	1 600	1 420	665	11	3			
AGROSHOW EURASIA Agriculture, Agricultural Mechanization Technologies and Sub-Industries Fair	1	7/12	10/12	982	982	84			4	24	4	9	9	T/P	2 844	281	674	11	1			
Airex-Istanbul Airshow 13th International Civil Aviation and Airports Exhibition	1	6/10	8/10	3 825	3 825	0				54	0	0	0	T/P	9 822	0	482	11	7			
Akare Study Abroad Fairs	1	2/4	3/4	1 222	1 222	105			18	87	10	25	25	T/P	900	299	22	11	8			
Akare Study Abroad Fairs	1	12/11	13/11	1 100	1 100	0				53	0	0	0	T/P	148 659	0	22	11	8			
Akare Study Abroad Fairs	1	14/11	14/11	6 549	6 549	0				206	0	0	0	T/P	6 007	714	22	11	8			
ALUEXPO 7th International Aluminium Technologies, Machinery and Products Trade Fair	1	3/3	5/3	2 400	2 400	0				30	0	5	5	T/P	5 102	564	346	11	19			

(*) Please refer to each national definition given at the beginning of the report

2022 EVENTS BY CITY

	Interval Year	Opening date	Closing date	Space				Exhibitors					Visitors/Visits (*)		Organizer	Auditor	Industry sector	
				Rented Space (sq.m)				Exhibitors with their own stands			Represented firms		Admission for Trade/Public	Total				Foreign/ International (*)
				Total	Halls		Open air	from ... countries	Total	Foreign/ International (*)	Total	Foreign/ International (*)						
					Total	Foreign/ International (*)							Total	Foreign/ International (*)				
Istanbul (TR)																		
 Ankiros 15th International Iron-Steel, Foundry, Non Ferrous Metallurgy Technologies, Machinery and Products Trade Fair	1	6/10	8/10	2 100	2 100	85		4	113	8	0	0	T/P	5 345	110	346	11	19
Apparel - Apparel Machinery Fair	1	3/8	6/8	1 807	1 807	216		41	149	41	0	0	T/P	754 941	0	538,412	11	25
Artcontact Istanbul Contemporary Art Fair	1	25/5	29/5	1 000	1 000	0		27	32	1	0	0	T/P	1 600	1 420	79	11	3
Asansor Istanbul 17th International Lift Fair	1	10/3	13/3	5 447	5 447	68		2	105	2	2	2	T/P	6 851	663	643	11	27
ATRAX'22 9. International Amusement, Attraction, Park, Recreation Industry and Services	1	3/2	5/2	1 208	1 208	0			74	0	0	0	T/P	2 984	0	663	11	27
Automechanika Istanbul	1	2/6	5/6	1 350	1 350	0			26	0	0	0	T/P	73 500	7 350	345,472	11	16
AYMOD Footwear Fashion Fair	1	30/3	2/4	900	900	0			45	0	0	0	T/P	1 100	44	644	11	25
AYMOD Footwear Fashion Fair	1	28/9	1/10	1 059	1 059	0			35	0	0	0	T/P	5 720	743	644	11	25
AYSAF Footwear Industry Suppliers Fair	1	1/6	4/6	5 615	5 615	0		6	30	0	12	12	T/P	2 852	36	644,51	11	17
AYSAF Footwear Industry Suppliers Fair	1	16/11	19/11	4 866	4 866	0		12	105	0	33	33	T/P	72 652	13 254	644,51	11	17
Be My Dealer? Franchising and Brand Dealership Fair	1	27/10	30/10	4 977	4 977	40		4	97	5	0	0	T/P	18 786	2 661	458	11	4
Beauty Eurasia 2022																		
17. International Exhibition For Cosmetics, Beauty and Coiffeur	1	15/6	17/6	16 520	16 520	1 200		7	97	3	18	18	T/P	20 978	158	356,354	11	14
Beautytech Medical Aesthetic Technologies and Products Exhibition	1	26/5	29/5	7 226	7 226	834		20	268	62	0	0	T/P	5 586	1 967	505	11	22
Beauty&Care 2022																		
 34th Beauty&Care, Professional Cosmetics and Hair, Spa&Wellness Products and Equipment Fair	1	17/3	20/3	558	558	0		3	34	0	10	10	T/P	659	145	653	11	14
Bosphorus Boat Show	1	11/11	20/11	2 200	2 200	40		3	114	3	0	0	T/P	11 868	1 240	197	11	26
 BUSWORLD Turkey 2022	1	26/5	28/5	384	384	0			28	0	0	0	T/P	3 650	0	350	11	16
Camp & Caravan Istanbul 2022	1	9/3	13/3	5 480	5 480	175		10	105	4	6	6	T/P	4 221	542	538	11	27
Caravan Show Eurasia	1	19/10	23/10	3 129	3 129	0			111	0	0	0	T/P	212 087	0	107	11	3
 CNR Eurasia Boat Show International Sea Vehicles, Equipments and Accessories Exhibition	1	17/12	24/12	1 177	1 177	39		5	26	2	18	18	T/P	2 844	281	538,412	11	26
Coffex Istanbul	1	17/3	20/3	1 957	1 957	37		10	82	3	17	17	T/P	4 238	65	216	11	2
Contemporary Istanbul Art Fair	1	9/5	15/5	2 140	2 140	0			71	0	0	0	T/P	30 320	0	373	11	3
Contemporary Istanbul Art Fair	1	16/9	22/9	2 428	2 428	0			89	0	0	0	T/P	4 853	0	373	11	3
Cosmetics Home Care Ingredients 2022	1	25/5	27/5	6 500	6 500	1 200		51	186	36	5	5	T/P	4 600	650	51	11	17
Craft Istanbul Regional and Traditional Handicraft Fair	1	5/10	9/10	495	495	72		17	50	6	11	11	T/P	1 145	62	79	11	3
DCF - Data Center Exhibition and Conference	1	20/10	22/10	21 814	21 814	65		8	149	2	29	29	T/P	154 565	577	75	11	21
Domestic Market Week	1	25/5	26/5	100	100	0		27	4	0	0	0	T/P	1 600	1 420	529	11	27
EMITT 2022 25. East Mediterranean International Travel And Tourism Exhibition	1	9/2	12/2	1 435	1 435	117		5	47	9	46	46	T/P	5 266	973	356	11	3
Energy Efficiency Congress and Fair	1	12/10	14/10	5 200	5 200	0			89	0	0	0	T/P	150 000	0	181	11	9
 Eurasia Packaging 2022 Istanbul 27th International Packaging Industry Fair	1	12/10	15/10	6 000	6 000	0			60	0	12	12	T/P	9 000	450	560	11	11
Eurasia Clean and Care Expo	1	9/11	12/11	13 927	13 927	264		8	146	10	49	49	T/P	22 467	7 238	515	11	17

(*) Please refer to each national definition given at the beginning of the report

2022 EVENTS BY CITY

	Interval Year	Opening date	Closing date	Space						Exhibitors				Visitors/Visits (*)		Organizer	Auditor	Industry sector	
				Rented Space (sq.m)						Exhibitors with their own stands		Represented firms		Admission for Trade/Public	Total				Foreign/International (*)
				Total	Halls		Open air		from ... countries	Total	Foreign/International (*)	Total	Foreign/International (*)						
					Total	Foreign/International (*)	Total	Foreign/International (*)											
Istanbul (TR)																			
Eurasia Door 2022 13rd International Door, Shutter, Panel, Board, Partition Systems and Accessories Fair	1	12/11	16/11	1 157	1 157	1 157			29	29	29	0	0	T/P	1 258	0	560	11	27
Eurasia Glass 2022 11th International Glass Products, Applications, Production, Processing Technologies and Machineries Auxiliary Products and Chemicals Fair	1	12/11	16/11	1 000	1 000	1 000			11	29	29	0	0	T/P	1 321	0	560	11	27
Eurasia Window 2022 22th International Window and Window Shade, Facade, Profile, Production Technologies and Machinery, Insulation Materials, Accessories, Raw Materials and Auxiliary Products Fair (Aluminium Profile, Facade Systems and Accessories&Shading Production and Closure Systems Special Section)	1	12/11	16/11	7 407	7 407	0				62	0	0	0	T/P	7 001	357	560	11	27
EV Charge Show - Electric Vehicle Charging Technology and Equipment Show	1	26/10	28/10	18 605	18 605	1 917			44	951	90	487	487	T/P	18 786	2 661	700	11	16
EXPOMED EURASIA 29th International Istanbul Medical Analysis, Diagnosis, Treatment, Rehabilitation Product, Device, Technology, Equipment and Hospitals - OTC Over The Counter Special Section	1	17/3	19/3	21 065	21 065	171			7	307	17	0	0	T/P	12 369	2 678	560	11	22
EXPONATURA'22	1	6/10	9/10	17 000	17 000	0				170	0	0	0	T/P	63 300	0	663	11	3
EYAFEXPO	1	1/12	4/12	1 050	1 050	530			10	42	16	0	0	T/P	354	34	656	11	27
F ISTANBUL FOOD AND BEVERAGE EXHIBITION	1	6/7	8/7	26 162	26 162	1 675			22	750	114	0	0	T/P	38 358	12 633	269	11	2
Fespa Eurasia	1	1/12	4/12	4 129	4 129	12			13	106	1	53	53	T/P	19 347	56	281	11	4
Food - Tech Eurasia 2022 16th International Food and Beverage Technologies Fair	1	12/10	15/10	52 774	52 774	460			31	439	29	439	439	T/P	79 486	1 492	560	11	2
Food & Nutritional Ingredients 2022	1	25/5	27/5	2 100	2 100	200			10	52	16	0	0	T/P	2 360	0	51	11	17
Foteg Istanbul 2022 International Trade Fair For Food Processing Technologies	1	9/6	11/6	2 108	2 108	210			10	55	15	0	0	T/P	2 360	0	350	11	2
Furniture Retail Fair	1	18/8	21/8	3 696	3 696	0				45	0	2	2	T/P	60 191	0	489	11	12
GAS&POWER Network, 4th Electricity, natural gas, energy storage, alternative energy equipments and technologies Exhibiton	1	31/3	2/4	8 000	8 000	0				40	2	0	0	T/P	7 565	378	219	11	9
GESS Turkey Global Educational Supplies and Solutions Fair	1	26/5	28/5	414	414	0				29	0	0	0	T/P	3 340	0	643	11	8
Greatist Dental Equipments and Materials Exhibition	1	21/10	23/10	2 384	2 384	0				56	0	7	7	T/P	12 103	22	691,172	11	22
Halal Expo	1	24/11	27/11	846	846	72			9	48	9	2	2	T/P	18 726	1 065	54	11	2
Hardware Eurasia-Eurasia Hardware Fair	1	23/3	26/3	6 201	6 201	178			25	112	6	19	19	T/P	5 950	716	560	11	5
Heritage Istanbul 2022 6th Restoration, Archeology and Museology Technologies Fair & Conference	1	11/5	13/5	35 179	35 179	7 373			34	902	128	437	437	T/P	64 500	28 380	653	11	27

(*) Please refer to each national definition given at the beginning of the report

2022 EVENTS BY CITY

	Interval Year	Opening date	Closing date	Space				Exhibitors				Visitors/Visits (*)				Organizer	Auditor	Industry sector	
				Rented Space (sq.m)			Open air	Exhibitors with their own stands			Represented firms		Admission for Trade/Public	Foreign/International (*)					
				Total	Halls	Foreign/International (*)		Total	from ... countries	Total	Foreign/International (*)	Total		Foreign/International (*)	Total				Foreign/International (*)
Istanbul (TR)																			
HIGHTEX 2022 8th International Technical Textiles and Nonwoven Trade Fair	1	14/6	18/6	285	285	42			12	39	7	5	5	T/P	10 850	324	647	11	25
HOMETEX 2022 Home Textile Fair	1	17/5	21/5	7 755	7 755	1 161			26	337	110	2	2	T/P	11 845	3 341	418	11	25
Hospitality Design Expo (HDEX 2022)	1	24/11	26/11	988	988	127			27	74	13	21	21	T/P	18 726	1 065	383	11	3
Host Istanbul 15th International Housewares Sourcing Turkey Fair	1	10/3	13/3	2 220	2 220	0			1	56	0	1	1	T/P	5 669	306	643	11	18
IBAKTECH 13 th International Trade Fair for Bakery, Pastry Machinery, Ice Cream, Chocolate and Technologies	1	10/3	13/3	4 200	4 200	0			1	42	0	15	15	T/P	8 000	560	476	11	2
IBIA EXPO - Mattress Supply Industry&Technologies Fair	1	6/10	9/10	1 437	1 437	0				51	0	0	0	T/P	2 608	10	107	11	12
IBS Mother Baby Child Fair	1	10/6	12/6	2 150	2 150	0				29	0	0	0	T/P	11 544	0	117	11	25
ICCI International Energy And Environment Fair And Conference	1	16/3	18/3	2 000	2 000	1 240			16	55	25	10	10	T/P	7 994	3 997	596	11	10
IDEX 2022 Istanbul Dental Exhibition	1	26/5	29/5	671	671	0				37	0	0	0	T/P	12 500	0	538, 412	11	22
IDMA 9. International, Flour, Semolina, Rice, Corn, Bulgur, Feed Milling Machinery & Pulse, Pasta, Biscuit Technologies Fair	1	10/3	12/3	15 888	15 888	1 440			13	475	112	0	0	T/P	76 148	24 748	519	11	2
IGM 2022 26. Istanbul Uluslararası Garment Machinery&Spare Parts and Sub-Industry Exhibition - Fabric Special Selection	1	8/9	11/9	10 051	10 051	65			12	100	5	26	26	T/P	9 822	1 483	674, 647	11	25
IMEX Istanbul Exhibition	1	13/10	16/10	10 697	10 697	539			10	171	11	37	37	T/P	13 255	1 588	451	11	18
Interdye & Textile Printing Eurasia 2022	1	24/11	26/11	1 282	1 282	96			28	100	11	23	23	T/P	18 726	1 065	51	11	17
INTERMOB 2022 24th International Furniture Side Industry, Accessories, Forestry Products And Wood Technology Fair	1	22/10	26/10	245	245	9				22	1	2	2	T/P	12 103	22	560	11	12
International CNR Book Fair	1	29/3	3/4	3 254	3 254	1 850				130	0	0	0	T/P			538	11	8
International Logitrans Transport Logistics Exhibition	1	16/11	18/11	44 328	44 328	1 791			36	940	82	217	217	T/P	72 652	13 254	209	11	26
International Silmo Istanbul Optical Fair	1	17/11	20/11	11 289	11 289	3 452			58	680	363	0	0	T/P	14 107	6 709	1	11	22
International Smart Building Technologies Electrical Systems Fair	1	17/11	20/11	13 242	13 242	492			50	304	20	21	21	T/P	25 400	1 830	49	11	18
ISAF Cyber Security Exhibition	1	13/10	16/10	5 552	5 552	0				107	0	0	0	T/P	5 996	45	451	11	21
Isaf Fire & Rescue Exhibition	1	13/10	16/10	4 415	4 415	9			1	100	1	0	0	T/P	5 741	250	451	11	7
ISAF Safety & Health Exhibition	1	13/10	16/10	1 116	1 116	585			39	55	39	0	0	T/P	620	450	451	11	7
Isaf Security Exhibition	1	13/10	16/10	7 510	7 510	505			6	122	15	0	0	T/P	10 016	569	451	11	7
Isaf Smart Life Exhibition	1	13/10	16/10	31 768	31 768	477			17	429	24	5	5	T/P	11 697	2 069	451	11	18
Istanbul Cheese Exhibition	1	3/3	6/3	11 300	11 300	778			17	166	10	22	22	T/P	11 043	791	555	11	2
Istanbul Fashion Connection	1	9/2	11/2	2 860	2 860	574			11	133	14	17	17	T/P	7 840	288	399	11	25
Istanbul Fashion Connection	1	24/8	26/8	17 200	17 200	0				168	0	10	10	T/P	26 127	972	399	11	25
Istanbul Furniture Fair	1	25/1	30/1	8 625	8 625	430			2	112	12	0	0	T/P	14 394	490	674, 489	11	12
Istanbul Jewelry Show March 2022 51st Istanbul International Jewelry, Watch & Equipment Fair	1	24/3	27/3	4 000	4 000	0				35	0	0	0	T/P	8 000	0	676	11	24

(*) Please refer to each national definition given at the beginning of the report

2022 EVENTS BY CITY

	Interval Year	Opening date	Closing date	Space						Exhibitors					Visitors/Visits (*)			Organizer	Auditor	Industry sector
				Rented Space (sq.m)						Exhibitors with their own stands			Represented firms		Admission for Trade/Public	Total				
				Total	Halls		Open air		from ... countries	Total	Foreign/International (*)	Total	Foreign/International (*)	Total		Foreign/International (*)				
				Total	Foreign/International (*)	Total	Foreign/International (*)													
Istanbul (TR)																				
	1	6/10	9/10	10 580	10 580	336			13	313	18	0	0	T/P	20 606	2 878	675	11	24	
	1	3/11	5/11	22 980	22 980	13 165			11	103	15	11	11	T/P	36 420	2 180	657	11	3	
	1	3/6	4/6	17 500	17 500	0				60	0	0	0	T/P	70 000	7 000	251	11	8	
	1	16/2	20/2	699	699	66			5	28	6	26	26	T/P	5 266	973	674	11	8	
	1	17/3	20/3	1 950	1 950	0				36	0	0	0	T/P	13 525	0	672	11	25	
	1	14/6	18/6	2 190	2 190	0				44	0	0	0	T/P	19 320	773	674, 647	11	25	
	1	8/6	9/6	2 220	2 220	2 220			1	55	0	55	55	T/P	2 487	1 144	384	11	9	
	1	26/10	29/10	17 229	17 229	66			5	165	7	0	0	T/P	22 033	2 166	411	11	17	
	1	8/1	16/1	7 860	7 860	0				115	0	0	0	T/P	136 000	0	674	11	27	
	1	13/10	16/10	6 100	6 100	485			2	114	25	0	0	T/P	17 960	1 820	78	11	12	
	1	16/2	18/2	20 000	20 000	0				82	0	0	0	T/P	15 000	0	269	11	25	
	1	9/2	12/2	2 507	2 507	206			10	54	16	65	65	T/P	5 266	973	302	11	25	
	1	21/9	25/9	2 200	2 200	0				75	0	0	0	T/P	5 099	26	34	11	26	
	1	26/9	1/10	9 765	9 765	65			1	90	1	0	0	T/P	16 103	4 186	674	11	19	
	1	28/9	1/10	12 540	12 540	46			4	247	5	0	0	T/P	23 525	3 025	606	11	19	
	1	15/9	18/9	5 000	5 000	0				27	0	0	0	T/P	12 000	0	538, 412	11	2	
	1	15/12	18/12	1 248	1 248	58			8	31	3	20	20	T/P	2 844	281	674	11	25	
	1	21/4	24/4	1 746	1 746	1 746			1	105	104	0	0	T/P	6 798	251	472	11	16	
	1	2/11	5/11	1 925	1 925	62			10	78	3	7	7	T/P	3 128	125	674, 497	11	27	
	1	3/6	5/6	21 690	21 690	0				101	0	0	0	T/P	30 944	3 866	204	11	2	
	1	8/1	16/1	8 400	8 400	0				71	0	0	0	T/P	112 000	0	674	11	3	
	1	31/3	2/4	1 525	1 525	0				52	0	0	0	T/P	3 884	0	219	11	9	
	1	25/5	27/5	4 000	4 000	0				35	0	0	0	T/P	31 500	0	51	11	17	
	1	23/11	26/11	1 487	1 487	52			25	87	8	27	27	T/P	18 726	1 065	674	11	17	
	1	3/2	5/2	4 553	4 553	471			21	88	6	26	26	T/P	17 000	1 370	663	11	27	
	1	28/9	1/10	5 000	5 000	135			5	83	5	0	0	T/P	11 615	324	397	11	4	

(*) Please refer to each national definition given at the beginning of the report

2022 EVENTS BY CITY

	Interval Year	Opening date	Closing date	Space				Exhibitors				Visitors/Visits (*)				Organizer	Auditor	Industry sector		
				Rented Space (sq.m)			Open air		Exhibitors with their own stands		Represented firms		Admission for Trade/Public		Foreign/International (*)					
				Total	Halls	Foreign/International (*)	Total	Foreign/International (*)	from ... countries	Total	Foreign/International (*)	Total	Foreign/International (*)	Total	Foreign/International (*)				Total	Foreign/International (*)
Istanbul (TR)																				
R+T Turkey 5th International Trade Fair for Sun Shading and Automatic Door Systems	1	20/10	22/10	2 689	2 689	0					67	0	10	10	T/P	12 103	22	476	11	27
Saha Expo Defence and Aerospace Exhibiton	1	25/10	28/10	3 403	3 403	556			4	141	41	0	0	T/P	13 000	950	586	11	7	
Saudi Arabia Companies and Services Fair	1	5/8	6/8	7 461	7 461	216			2	315	50	0	0	T/P	754 941	0	74	11	27	
Sign Istanbul 23nd International Advertising Industry and Dijital Priting Technologies Trade Fair	1	8/9	11/9	14 513	14 513	93			15	306	7	75	75	T/P	23 732	3 352	643	11	4	
Solar Istanbul - Solar Energy, Energy Storage, E-Mobility and Digitalization Exhibition and Conference	1	23/3	26/3	4 000	4 000	0				28	0	0	0	T/P	8 000	0	107	11	9	
Souvenir Expo Turkey Touristic Gifts and Souvenirs Exhibition	1	1/12	4/12	3 605	3 605	0				133	0	0	0	T/P	5 622	687	571	11	3	
Studyexpo Student Recruitment Fair	1	26/2	26/2	4 500	4 500	0				28	0	4	4	T/P	47 753	0	635	11	8	
Studyexpo Student Recruitment Fair	1	27/2	27/2	4 500	4 500	0				14	0	4	4	T/P	47 753	0	635	11	8	
Studyexpo Student Recruitment Fair	1	8/10	8/10	884	884	0				42	0	0	0	T/P	1 208	12	635	11	8	
Studyexpo Student Recruitment Fair	1	9/10	9/10	3 000	3 000	0				22	0	0	0	T/P	4 500	0	635	11	8	
Texhibition Istanbul	1	16/3	18/3	2 718	2 718	0				61	0	0	0	T/P	810	810	399	11	25	
Texhibition Istanbul	1	21/9	23/9	47 824	47 824	465			9	659	20	0	0	T/P	42 223	9 084	399	11	25	
TINY HOUSE SHOW - Modular,Prefabricated,Mobile Home and Building Systems,Equipment and Technologies Fair	1	19/10	23/10	10 000	10 000	0				81	0	0	0	T/P	264 000	0	107	11	5	
TOS+H EXPO 4.Turkish Occupational Safety and Health Exhibition	1	14/5	17/5	1 219	1 219	156			8	32	8	4	4	T/P	64 500	28 380	652	11	7	
Tug&Salvage Conference Exhibition&Adwards 2022	1	28/9	30/9	39 000	39 000	610				220	8	33	33	T/P	76 341	1 918	117	11	27	
Turkcast 9th Internatioanl Foundry Products Trade Fair	1	6/10	8/10	15 400	15 400	0				77	0	0	0	T/P	30 000	0	346	11	19	
Turkcoat & Paintistanbul 2022	1	17/3	19/3	32 170	32 170	3 491			28	825	170	2	2	T/P	48 354	13 802	51	11	17	
Turkey Beach Fair	1	4/3	6/3	1 985	1 985	192			17	147	13	28	28	T/P	2 528	296	525	11	1	
Turkeybuild Istanbul 2022 - 44. Building Exhibition	1	23/3	26/3	4 000	4 000	0				42	0	0	0	T/P	25 000	0	355	11	18	
Turkish Dental Association Expodental 2022	1	8/9	11/9	13 574	13 574	0				151	0	29	29	T/P	103 278	87	666	11	22	
Unicera-Istanbul Ceramic Bathroom Kitchen Fair	1	7/11	11/11	16 750	16 750	669			11	382	42	92	92	T/P	26 054	12 430	679	11	5	
VEF Study Abroad Fair	1	16/10	16/10	19 500	19 500	0				124	0	0	0	T/P	110 000	0	218	11	8	
Win Eurasia 2022	1	8/6	11/6	3 000	3 000	0				37	0	0	0	T/P	3 538	171	345	11	18	
Wood Production Technologies,Wood Cutting Tools,Furniture Sub-Industry,Accessories Exhibition	1	17/3	20/3	6 212	6 212	0				100	0	0	0	T/P	11 162	902	505	11	12	
WOODTECH 2022 35th International Wood Processing Machines, Cutting Tools, Hand Tools Fair	1	22/10	26/10	722	722	0				23	1	3	3	T/P	12 103	22	560	11	1	
Worldfood Istanbul 2022 30. International Food & Beverage, Food Ingredients And Food Processing Exhibition	1	1/9	4/9	3 350	3 350	0				35	0	0	0	T/P	16 000	0	356	11	2	

(*) Please refer to each national definition given at the beginning of the report

2022 EVENTS BY CITY

	Interval Year	Opening date	Closing date	Space						Exhibitors				Visitors/Visits (*)				Organizer	Auditor	Industry sector
				Rented Space (sq.m)						Exhibitors with their own stands		Represented firms		Admission for Trade/Public						
				Total	Halls		Open air		from ... countries	Total	Foreign/International (*)	Total	Foreign/International (*)	Total	Foreign/International (*)					
	Total	Foreign/International (*)	Total	Foreign/International (*)		Total	Foreign/International (*)	Total	Foreign/International (*)	Total	Foreign/International (*)									
Istanbul (TR)																				
	1	15/9	18/9	58 403	58 403	3 468			18	730	50	0	0	T/P	11 232	2 583	643	11	18	
Izmir (TR)																				
	1	2/2	6/2	15 000	15 000	0				93	0	0	0	T/P	50 000	0	513	11	1	
	1	25/7	26/7	25 432	25 432	82			21	166	6	99	99	T/P	59 609	11 854	208	11	8	
	1	2/9	11/9	1 045	1 045	0			3	30	0	3	3	T/P	4 765	32	400	11	27	
	1	14/9	17/9	5 000	5 000	0				50	0	0	0	T/P	34 000	0	400,207	11	21	
	1	12/10	15/10	1 200	1 200	0				69	0	0	0	T/P	21 500	1 720	400	11	25	
	1	12/10	15/10	1 886	1 886	69			4	59	5	6	6	T/P	7 109	277	400,401	11	25	
	1	3/11	5/11	5 100	5 100	620			2	72	12	0	0	T/P	4 200	220	86	11	3	
	1	1/7	3/7	26 979	26 979	585			19	347	23	82	82	T/P	59 609	11 854	611	11	3	
	1	26/5	29/5	10 000	10 000	0				151	0	0	0	T/P	410 000	0	400	11	3	
	1	26/5	29/5	10 000	10 000	0				73	0	0	0	T/P	15 000	1 500	400	11	2	
	1	16/2	19/2	1 250	1 250	250			8	80	9	0	0	T/P	2 650	275	329	11	2	
	1	16/2	19/2	4 926	4 926	0				63	0	0	0	T/P	1 047	0	329	11	2	
	1	16/11	19/11	3 590	3 590	0				91	0	0	0	T/P	375 620	0	345	11	19	
	1	22/11	25/11	3 050	3 050	730			22	43	11	4	4	T/P	5 050	1 010	400	11	25	
	1	28/10	6/11	13 200	13 200	1 450			24	168	32	56	56	T/P	18 050	2 707	400,611	11	8	
	1	29/9	1/10	2 989	2 989	0			13	42	0	33	33	T/P	3 429	32	400	11	26	
	1	30/3	2/4	2 925	2 925	0				52	0	0	0	T/P	1 009 678	0	400	11	19	
	1	26/10	28/10	4 420	4 420	171			9	126	13	6	6	T/P	21 697	3 688	107	11	9	
	1	2/3	6/3	6 183	6 183	125			7	104	10	18	18	T/P	6 624	1 822	206,505	11	12	
	1	29/9	2/10	10 600	10 600	0				97	0	19	19	T/P	42 136	326	648	11	12	
	1	22/12	25/12	4 125	4 125	0				89	0	10	10	T/P	5 568	2 734	400,505	11	4	
	1	15/9	17/9	2 624	2 624	0				44	0	0	0	T/P	2 368	438	400,46,454	11	5	
	1	16/3	19/3	2 000	2 000	0				30	0	0	0	T/P	23 000	0	505,400	11	25	

(*) Please refer to each national definition given at the beginning of the report

2022 EVENTS BY CITY

	Interval Year	Opening date	Closing date	Space				Exhibitors						Visitors/Visits (*)		Organizer	Auditor	Industry sector		
				Rented Space (sq.m)				Exhibitors with their own stands			Represented firms			Admission for Trade/Public	Total					Foreign/ International (*)
				Total	Halls		Open air	from ... countries	Total	Foreign/ International (*)	Total	Foreign/ International (*)								
	Total	Foreign/ International (*)	Total	Foreign/ International (*)																
Izmir (TR)																				
	1	31/8	3/9	2 227	2 227	0				83	0	0	0	T/P	188 656	0	505,400	11	25	
	1	21/10	23/10	1 200	1 200	0				69	0	0	0	T/P	21 500	1 720	629,440	11	14	
	1	2/9	11/9	30 218	30 218	1 428			57	957	81	309	309	T/P	78 643	4 728	400	11	2	
	1	8/12	10/12	3 530	3 530	0			1	49	0	1	1	T/P	124 040	296	400,669	11	3	
	1	8/12	11/12	12 244	12 244	0			9	73	0	14	14	T/P	124 040	296	400,669	11	27	
	1	12/5	14/5	1 150	1 150	42			2	50	2	10	10	T/P	3 746	156	400,206	11	10	
Jerez de la Frontera (E)																				
	1	18/11	20/11	515	495	0	20	0	1	16	0	0	0	P	5 000	0	140	9	3	
	1	25/11	27/11			0	500	0	1	45	0	0	0	P	4 500	0	247		3	
		17/3	20/3	100	100	0	0	0	1	40	0	0	0	T/P	1 500	0	330		3	
	1	4/11	6/11	830	830	0	0	0	1	16	0	0	0	P	6 000	0	140	9	1	
	1	1/4	3/4						1	14	0	150	0	P	4 050	0	377		14	
	1	19/12	4/1	717	699	0	18	0	1	15	0	0	0	P	36 000	0	140	9	3	
	1	21/10	23/10						1	50	0	0	0	P	6 000	0	82		16	
	1	17/9	18/9						1	47	0	0	0	P	11 741	0	403		3	
	1	23/4	24/4						1	58	0	0	0	P	22 818	0	403		3	
Jyväskylä (SF)																				
	2	6/9	9/9	8 821	8 821		0		9	232		0		T	10 288		409	10	21	
	1	25/11	27/11	2 474	2 474		0		2	210		0		P	10 452		409	10	2,3	
	1	4/8	7/8	8 469	618		7 851		4	29		0		T/P	53 425		409	10	16	
Kahramanmaraş (TR)																				
	1	17/11	20/11	2 084	2 084	0				32	0	0	0	T/P	5 375	0	196	11	1	
	1	3/11	5/11	22 218	22 218	1 734			16	519	83	35	35	T/P	74 806	8 262	196	11	25	
Karaman (TR)																				
	1	10/11	13/11	4 754	4 754	224			10	91	3	29	29	T/P	8 921	46	81	11	1	
Karlsruhe (D)																				
	2	10/5	12/5	4 928	4 928	2 089			29	244	110			T	4 286	1 732	414	7	21	
	1	31/5	2/6	8 918	8 918	1 357			19	395	83			T	10 206	1 096	414	7	8	
	2	5/5	7/5	25 203	1 139	89	24 064	1 533	11	218	20	67	31	T	8 938	309	414	7	10	
	2	23/6	25/6	9 027	9 027	797			17	355	48	24	7	T/P	10 806	270	414	7	22	
Karpacz (PL)																				
	1	20/10	23/10	1 762	1 762	293	0	0	4	93	11			T	1 553		493	3	23	
Kastamonu (TR)																				
	1	20/9	24/9	834	834	0				33	0	0	0	T/P	4 528	0	395	11	27	
Katowice (PL)																				
	2	6/9	9/9	9 347	9 347	1 297	0	0	13	215	47			T	10 593		246	3	9	

(*) Please refer to each national definition given at the beginning of the report

2022 EVENTS BY CITY

	Interval Year	Opening date	Closing date	Space						Exhibitors						Visitors/Visits (*)				Organizer	Auditor	Industry sector
				Rented Space (sq.m)						Exhibitors with their own stands			Represented firms			Admission for Trade/Public						
				Total	Halls		Open air		from ... countries	Total	Foreign/International (*)	Total	Foreign/International (*)	Total	Foreign/International (*)	Total	Foreign/International (*)					
Kayseri (TR)																						
ANAMOB - Anatolian Furniture Fair	1	5/10	9/10	3 564	3 564	432			23	141	27	63	63	T/P	6 183	1 289	505	11	12			
Kayseri Agricultural 2022 - Agricultural, Stock Farming Fair and Food Of Kayseri Turkish World and Relatives Community Agricultural Fair	1	24/3	27/3	5 450	5 450	0				31	0	0	0	T/P	25 000	2 500	81	11	1			
Viticulture	1	3/3	6/3	5 494	5 494	0				82	0	12	12	T/P	65 250	0	81	11	1			
Kielce (PL)																						
3D printing days	1	5/4	7/4	800	800	71	0	0	3	27	3			T	incl. in stom-TOOL		640	3	11			
4Insulation	1	23/2	24/2	178	178	123	0	0	3	11	6			T	incl. in ENEX		640	3	19			
AGROTECH	1	18/3	20/3	26 012	22 697	2 156	3 315	0	8	344	18			T/P	49 872		640	3	1			
AVIATON EXPO	1	17/9	18/9	2 688	1 388	85	1 300	1 300	3	242	29			T/P	1 111		640	3	26			
CONTROL TECH	1	20/9	22/9	386	386	48	0	0	2	17	1			T	incl. in METAL		640	3	18			
CONTROL-stom	1	5/4	7/4	662	662	39	0	0	4	27	4			T	incl. in stom-TOOL		640	3	19			
DACH FORUM	1	5/3	6/3	1 849	1 769	120	80	0	7	45	3			T	3 397		640	3	5			
DENTOPOLIS	1	20/5	22/5	258	258	0	0	0	1	44	0			T	700		640	3	22			
DOM OGROD I TY	1	23/4	24/4	2 662	1 693	0	969	0	1	93	0			T/P	10 111		640	3	5			
DUB IT	1	25/6	26/6	2 893	1 065	0	1 828	0	1	18	0			T/P	6 947		640	3	16			
EKOTECH	1	23/2	24/2	1 234	1 234	114	0	0	2	54	7			T	incl. in ENEX		640	3	10			
ENEX	1	23/2	24/2	6 071	5 824	2 500	247	71	14	147	62			T	8 356		640	3	9			
EXPO SURFACE	1	5/4	7/4	786	786	162	0	0	4	31	6			T	incl. in stom-TOOL		640	3	19			
LAS EXPO	1	18/3	20/3	1 784	592	219	1 192	30	3	28	4			T	incl. in AGROTECH		640	3	1			
LOGISTYKA	1	6/9	9/9	342	236	0	106	0	2	22	1			T	incl. in MSPO		640	3	26			
MBKR (TAX Fair)	1	26/10	27/10	226	226	0	0	0	2	32	1			T	337		640	3	4			
METAL	2	20/9	22/9	1 913	1 909	454	4	0	24	178	105			T	2 018		640	3	19			
MSPO	1	6/9	9/9	28 066	16 567	6 415	11 499	4 290	31	490	254			T	35 529		640	3	7			
NATIONAL PIGEON SHOW	1	17/12	18/12	6 228	6 228	0	0	0	4	627	51			T/P	3 044		640	3	3			
NECROEXPO	1	3/6	5/6	2 696	2 696	943	0	0	7	90	12			T	1 599		640	3	4			
NOWA INFRASTRUKTURA	1	10/5	11/5	2 124	1 499	246	625	0	8	50	8			T	1 245		640	3	5			
PLASTPOL	1	24/5	27/5	10 686	10 686	91	0	0	25	357	156			T/P	9 126		640	3	17			
POLSECURE	1	27/4	29/4	3 464	2 549	24	915	0	2	82	2			T/P	3 514		640	3	7			
REGIONAL PIGEONS AND RABBIT EXHIBITIONS	1	3/12	4/12	2 285	2 285	0	0	0	1	280	0			T/P	1 944		640	3	3			
SACROEXPO	1	6/6	8/6	3 497	3 431	338	66	0	7	196	22			T/P	3 608		640	3	4			
SLAVIC B2BEAUTY	1	21/6	22/6	246	246	21	0	0	3	33	2			T	239		640	3	14			
stom-TOOL, stom-BLECH&CUTTING, stom-LASER, stom-ROBOTICS, Wirtoprocesy	1	5/4	7/4	11 386	11 354	1 798	32	0	21	333	167			T	12 514		640	3	19			
TRANSEXPO	1	12/10	14/10	7 948	7 458	1 729	490	104	2	87	32			T	4 041		640	3	7			
WELDING	1	5/4	7/4	503	503	89	0	0	6	21	13			T	incl. in stom-TOOL		640	3	19			
Kırkkale (TR)																						
10. Trakia Livestock, Agriculture, Dairy Products, Seed and Food Fair	1	11/5	14/5	7 396	7 396	269			1	71	1	0	0	T/P	10 630	2 498	563	11	1			
17. Trakia Lüleburgaz Tarımtech Agriculture, Livestock, Industry and Food Fair	1	21/9	24/9	2 200	2 200	12			1	40	0	15	15	T/P	8 000	0	563	11	1			
Kırkkale Agricultural, Stock and Food Farming Fair	1	2/6	5/6	6 000	6 000	0				90	0	0	0	T/P	58 000	0	81	11	1			
Kırkkale Industry Fair	1	2/6	5/6	2 683	2 683	0				67	0	0	0	T/P			81	11	18			

(*) Please refer to each national definition given at the beginning of the report

2022 EVENTS BY CITY

	Interval Year	Opening date	Closing date	Space					Exhibitors					Visitors/Visits (*)		Organizer	Auditor	Industry sector		
				Rented Space (sq.m)					Exhibitors with their own stands			Represented firms		Admission for Trade/Public	Foreign/ International (*)					
				Total	Halls		Open air		from ... countries	Total	Foreign/ International (*)	Total	Foreign/ International (*)							
	Total	Foreign/ International (*)	Total	Foreign/ International (*)		Total	Foreign/ International (*)	Total	Foreign/ International (*)	Total	Foreign/ International (*)									
Kırıkkale (TR)																				
	1	15/12	18/12	44 181	44 181	821			12	282	29	0	0	T/P	103 562	23 560	563	11	1	
Köln (D)																				
UFI Approved	3	26/4	29/4	42 735	42 479	24 007	256		43	1 019	609			T	24 871	14 102	421	7	2	
	2	5/7	8/7	18 365	16 417	3 334	1 948		20	343	78			T/P	18 454	2 037	321	7	5	
	1	7/6	11/6	15 462	15 462	1 299			55	552	136			T	32 930	1 495	421	7	8	
	1	21/9	22/9	10 831	10 831	3 823			33	431	182			T	36 862	14 008	421	7	4	
UFI Approved	1	7/4	10/4	26 538	26 538	15 091			39	466	272			T/P	51 304	13 277	577	7	22, 3	
UFI Approved	1	18/3	20/3	4 909	4 909	3 863			29	139	116			T	4 131	1 738	421	7	3	
	2	25/9	28/9	36 658	36 658	27 289			50	1 396	1 136			T	24 074	16 785	421	7	19	
UFI Approved	1	30/1	2/2	23 819	23 819	19 843			54	918	814			T	15 329	11 895	421	7	2	
UFI Approved	1	8/9	10/9	16 690	16 690	13 193			37	480	424			T	9 102	6 793	421	7	25	
UFI Approved	2	25/10	29/10	59 187	59 187	45 711			43	686	533			T	41 000	23 615	421	7	8	
	1	30/1	2/2	6 984	6 984	4 578			20	198	134			T	5 983	3 650	421	7	2	
UFI Approved	1	23/7	25/7	10 852	10 852	7 363			26	320	251			T	4 798	3 073	421	7	3	
UFI Approved	1	19/6	21/6	56 632	55 372	42 339	1 260	812	52	813	625			T	21 762	14 369	421	7	3	
Konya (TR)																				
	1	11/5	14/5	18 000	18 000	0				113	0	0	0	T/P	30 000	0	673	11	26	
	1	11/5	14/5	14 100	14 100	0				165	0	0	0	T/P	114 730	2 869	673	11	18	
	1	11/5	14/5	2 156	2 156	0			6	40	0	4	4	T/P	2 800	56	673	11	19	
	1	11/5	14/5	1 200	1 200	0				23	0	0	0	T/P	2 300	5	673	11	19	
	1	8/3	12/3	2 750	2 750	192			5	68	5	0	0	T/P	3 479	746	673	11	1	
	1	3/3	5/3	2 500	2 500	0				75	0	0	0	T/P	298	252	416	11	9	
Kraków (PL)																				
	2x1	26/3	27/3	2 246	2 246	25	0	0	3	131	2			T	11 700		98	3	14	
	2x1	8/10	9/10	5 969	5 860	16	109	0	4	164	3			T	5 600		98	3	14	
	1	27/10	30/10	1 487	1 455	269	32	32	6	465	11			T/P	56 289		642	3	8	
	1	17/2	20/2	504	415	0	89	0	2	49	2			T	16 750		493	3	3	
UFI Approved	1	16/11	18/11	951	858	0	93	0	14	156	98			T	incl. in HORECA		642	3	2	
	1	19/10	20/10	1 962	1 839	0	123	0	14	64	41			T	2 306	191	642	3	19	
UFI Approved	1	16/11	18/11	739	739	0	0	0	6	151	23			T	9 823	161	642	3	2	
	1	22/4	23/4	1 104	1 104	16	0	0	3	70	4			T/P	3 535		642	3	3	
	1	28/9	29/9	88	76	0	12	0	15	115	46			T	1 748	110	642	3	17	
UFI Approved	1	7/4	9/4	2 862	0	0	2 862	300	21	312	99			T	10 449	182	642	3	22	
	2x1	21/5	22/5	418	383	0	35	0	1	44	0			P			507	3	15	
	2x1	24/9	25/9	257	257	0	0	0	1	38	0			P			507	3	15	

(*) Please refer to each national definition given at the beginning of the report

2022 EVENTS BY CITY

	Interval Year	Opening date	Closing date	Space					Exhibitors					Visitors/visits (*)		Organizer	Auditor	Industry sector		
				Rented Space (sq.m)					Exhibitors with their own stands			Represented firms		Admission for Trade/Public	Total					Foreign/International (*)
				Total	Halls		Open air		from ... countries	Total	Foreign/International (*)	Total	Foreign/International (*)							
	Total	Foreign/International (*)	Total	Foreign/International (*)		Total	Foreign/International (*)	Total	Foreign/International (*)		Total	Foreign/International (*)								
Kraków (PL)																				
Reha INNOVATIONS	1	13/5	14/5	685	685	0	0	0	1	69	0			T	1 023		642	3	22	
SYMAS/MAINTENANCE	1	19/10	20/10	1 642	1 642	464	0	0	12	134	30			T	2 560	55	642	3	19	
Kütahya (TR)																				
(KÜTAF'22) Kütahya 12. Agriculture, Animal Husbandry, Commercial Growing Fruit, Flowers and Milk Institute Fair	1	11/5	14/5	1 075	1 075	130			9	57	7	6	6	T/P	2 238	361	306	11	1	
Simav 1st Geothermal Greenhouse and Agriculture Fair	1	26/8	4/9	8 200	8 200	0			4	81	0	7	7	T/P	50 000	0	306	11	1	
La Grande Motte (F)																				
SOLUTIONS CSE LA GRANDE MOTTE	1	14/4	14/4	334	334					64				T	240		148	6	3	
La Rochelle (F)																				
ARTS ATLANTIC - LA ROCHELLE	2	10/11	13/11	836	836					122				P	6 234		422	6	3	
AUX VIGNOBLES ! LA ROCHELLE	1	11/3	13/3	628	628					62				P	2 697		328	6	1	
FOIRE EXPOSITION - LA ROCHELLE	1	27/8	4/9	17 054	4 801	119	12 253		2	168	2			P	31 889		149	6	27	
PASSERELLE - LA ROCHELLE	1	7/1	8/1	1 233	1 233					141				P	9 000		422	6	8	
La Roche-sur-Foron (F)																				
FOIRE INTERNATIONALE HAUTE SAVOIE MONT-BLANC - ROCHE SUR FORON	1	30/4	9/5	22 864	13 032	365	9 832	94	7	464	15	878	328	P	61 047		67	6	27	
FORUM DES COLLECTIVITES TERRITORIALES - HAUTE SAVOIE	2	21/10	21/10	1 167	1 167					108		35	7	T	1 603		67	6	3	
MIEUX VIVRE EXPO	1	28/10	1/11	10 429	8 948	108	1 481		6	305	8	478	160	P	24 153		67	6	15	
SIMODEC	2	8/3	11/3	8 824	8 797	781	27		7	308	39	62	13	T	7 993	491	67	6	19	
Lahti (SF)																				
Caravan 2022	1	22/9	25/9	12 937	11 837		1 100		2	79		29		P	9 593		424	10	6, 16	
Kätevä&Tekevä ja Hetki 2022	1	5/11	6/11	1 599	1 590		9		4	135		53		P	7 945		424	10	3	
Raksa 2022	1	11/3	13/3	3 048	2 878		170		3	133		11		T/P	7 837		424	10	5	
Las Palmas de Gran Canaria (E)																				
ANIMUNDO - 5ª FERIA DEL ANIMAL DE COMPAÑIA	1	26/11	27/11	748	350	0	0	0	1	15	0	0	0	P	2 046	0	378	9	3	
FERIA GRAN CANARIA ME GUSTA 2022	1	29/4	1/5	1 896	1 596	0	0	0	1	54	0	0	0	T/P	7 087	0	378	9	2, 27	
FERIA INTERNACIONAL CANAGUA & ENERGIA	2	9/11	11/11	1 423	1 343	27	80	0	3	66	2	0	0	T/P	2 170	78	378	9	10	
FISALDO - 22ª FERIA DE LAS OPORTUNIDADES	1	8/6	12/6	2 450	2 150	0	0	0	1	63	0	0	0	P	26 919	0	378	9	27, 25	
MOVELEC - 6º SALÓN DEL VEHÍCULO ELÉCTRICO DE CANARIAS	1	7/10	9/10	2 015	1 815	0	100	0	1	38	0	0	0	P	2 224	0	378	9	16	
PLANETA GRAN CANARIA - 22º Festival de la Infancia	1	27/12	4/1	10 368	6 700	0	3 668	0	1	22	0	0	0	P	29 367	0	378	9	3	
Le Havre (F)																				
HAVRE JAPAN GEEK FESTIVAL	1	14/5	15/5	333	333	27			1	17	1			P	10 203		317	6	3	
VINS ET GASTRONOMIE - LE HAVRE	1	15/4	18/4	1 303	1 303					111				P	5 796		328	6	2	
Le Mans (F)																				
AUX VIGNOBLES ! LE MANS	1	2/12	4/12	958	958					81				P	6 609		328	6	2	

(*) Please refer to each national definition given at the beginning of the report

2022 EVENTS BY CITY

	Interval Year	Opening date	Closing date	Space				Exhibitors				Visitors/Visits (*)				Organizer	Auditor	Industry sector	
				Rented Space (sq.m)				Exhibitors with their own stands		Represented firms		Admission for Trade/Public							
				Total	Halls	Foreign/International (*)	Open air	Foreign/International (*)	from ... countries	Total	Foreign/International (*)	Total	Foreign/International (*)	Total	Foreign/International (*)				
Lecce (I)																			
	1	5/11	9/11	3 087	3 087	0	0	0	0	88	0	247	38	T/P		234	8	27	
Leipzig (D)																			
	1	5/3	7/3	4 931	4 931	324			12	157	13			T	3 948	430	7	13	
	1	3/9	5/9	4 368	4 368	445			11	148	14			T	2 712	430	7	13	
ufi	2	24/11	26/11	6 386	6 386	655			12	344	39			T/P	9 508	430	7	5	
	2	8/11	10/11	945	945	16			2	47	1	1		T	964	430	7	7	
	2	7/7	9/7	5 046	5 046	489			16	276	37	2	1	T	12 713	430	7	1	
	1	3/9	5/9	1 635	1 635	36			3	49	2			T	788	430	7	24	
	1	30/9	2/10	17 951	17 951	716			11	360	40	1		P	51 965	430	7	3	
	2	24/11	26/11	1 304	1 304	303			13	121	36			T/P	1 865	430	7	3, 19	
ufi	2	10/5	13/5	15 888	15 678	4 863	210		36	434	220			T	16 282	430	7	22	
	2	24/3	26/3	5 771	5 771	490			14	249	24	20	2	T/P	10 542	430	7	3	
	1	16/11	20/11	23 981	23 981	1 670			22	347	76			T/P	54 128	426	7	3	
Lille (F)																			
	1	5/11	13/11	4 487	4 487	151			1	171	7			P	16 384	327	6	15	
	1	14/5	15/5	1 487	1 487	78			3	109	5			P	16 319	327	6	3	
	1	3/12	4/12	1 478	1 478	56			4	118	7			P	13 974	327	6	3	
	1	18/3	20/3	1 078	1 078	32			1	56	1			P	6 503	327	6	15	
	1	18/3	20/3	770	770					32				P	3 741	327	6	15	
	2x1	5/4	6/4	988	988	87			3	129	13	27	5	T	1 125	148	6	3	
	2x1	15/9	16/9	852	852	24			2	108	3	30	5	T	1 353	148	6	3	
	1	18/11	21/11	3 159	3 159					516				P	37 528	694	6	1	
Limoges (F)																			
	1	25/11	27/11	288	288					46				P	2 850	328		2	
	1	21/5	29/5	6 780	6 780	255				155	8			P	50 006	132	5	27	
	1	18/2	20/2	774	774					125				P	6 634	132	5	2	
Lisbon (P)																			
ufi	1	16/3	20/3	19 863	19 584	2 142	279	0	22	1 090	186	714	120	T/P	14 482	291	2	3, 6	
ufi	1	25/6	3/7	9 138	9 129	2 943	9	0	26	457	191	29	17	T/P	44 148	291	2	16	
	1	30/3	2/4	6 430	6 303	68	127	0	5	339	20	172	10	T/P	39 701	291	2	8	
	1	17/11	20/11	3 597	3 417	405	180	0	5	74	7	0		T/P	27 173	291	2	21	
ufi	1	16/2	20/2	3 919	3 703	202	216	0	4	115	10	6	2	P	18 442	291	2	3	
ufi	1	20/5	22/5	5 468	5 456	18	12	0	2	106	3	3	1	P	13 895	291	2	3	
	1	11/10	13/10	1 958	1 949	63	9	0	5	99	12	11	8	T/P	1 292	291	2	8	
ufi	2	11/10	13/10	3 942	3 897	171	45	0	4	60	6	3	1	T/P	624	291	2	7	
	1	12/5	15/5	4 196	4 142	27	54	0	8	109	3	33	1	T/P	394	291	2	15	

(*) Please refer to each national definition given at the beginning of the report

2022 EVENTS BY CITY

	Interval Year	Opening date	Closing date	Space						Exhibitors						Visitors/Visits (*)		Organizer	Auditor	Industry sector	
				Rented Space (sq.m)						Exhibitors with their own stands			Represented firms			Admission for Trade/Public	Total				Foreign/International (*)
				Total	Halls		Open air		from ... countries	Total	Foreign/International (*)	Total	Foreign/International (*)								
	Total	Foreign/International (*)	Total	Foreign/International (*)		Total	Foreign/International (*)	Total		Foreign/International (*)		Total	Foreign/International (*)								
Lisbon (P)																					
TEKTÓNICA - International Construction and Public Works Exhibition	1	12/5	15/5	4 537	4 294	396	243	0	3	176	31	21	9	T/P	2 060	58	291	2	5		
Lódz (PL)																					
CEDE	1	22/9	24/9	2 219	2 219	576	0	0	14	117	32			T	5 890	207	241	3	22		
Longarone (I)																					
MIG Mostra Internazionale del Gelato	1	27/11	30/11	3 754	3 754	540			11	113	22	4	13	T/P	9 856	3 031	439		2		
Lorient (F)																					
HABITAT ET IMMOBILIER VIVING - LORIENT	1	19/3	21/3	1 769	1 769					71				P	3 358		328	6	15		
Lublin (PL)																					
AGRO-PARK	1	15/10	16/10	5 969	5 860	16	109	0	2	97	1			T/P	18 900		641	3	1		
ENERGETICS	1	15/11	17/11	1 487	1 455	269	32	32	3	88	17			T	3 418		641	3	9		
LTPR	1	25/11	26/11	504	415	0	89	0	1	51	0			P	4 657		641	3	2		
LUBDOM	1	7/10	9/10	951	858	0	93	0	1	53	0			T/P	3 648		641	3	5		
MOTO SESSION	1	1/10	2/10	1 962	1 839	0	123	0	1	29	0			P	6 797		641	3	16		
ONA & ON	1	26/11	27/11	739	739	0	0	0	1	78	0			P	1 557		641	3	4		
WIEZIENICTWO	1	26/10	27/10	1 104	1 104	16	0	0	2	57	1			T	960		641	3	7		
ZOOPARK	1	10/9	11/9	88	76	0	12	0	1	11	0			P	11 880		641	3	3		
Lucca (I)																					
LUCCA (Lucca Comics & Games)	1	28/10	1/11	70 000	50 000		20 000			480		450		T/P	319 000		441		3, 13		
Lyon (F)																					
AUTOMOBILE - LYON	1	7/4	11/4	20 376	20 376	9			1	82	1	5		P	65 000		325		26		
AUX VIGNOBLES ! LYON	1	25/3	27/3	351	351					39				P	6 139		328		1		
EUROBOIS	2	14/6	17/6	16 277	16 277	6 240			19	402	140			T	12 457	664	325	6	15		
FESTICULTURE - LYON	1	13/5	15/5	4 949	4 949	1 176			4	153	52			P	43 896		588	6	27		
FESTIVAL YGGDRASIL LYON	1	12/2	13/2	1 554	1 554					157				T/P	24 354		375	6	3		
FLOREVENTS - LYON	1	13/3	14/3	1 131	1 131	162				61	8			T	1 852		32	5	4		
FOIRE DE LYON	1	18/3	28/3	20 947	20 947	955			21	598	64			P	141 235		325	6	27		
FORUM LABO - LYON	2	19/9	20/9	3 087	3 087	528			10	203	42			T	2 282	211	578	6	22		
HORIZONIA - LYON	1	13/9	15/9	1 723	1 723	155			4	68	4			T	1 218	28	325	6	10		
ID CREATIVES - LYON	1	6/10	9/10	926	926	33			3	72	3			P	5 626		327	6	3		
MESURES SOLUTIONS EXPO - LYON	1	5/10	6/10	1 533	1 533	93			4	153	9			P	1 215	69	564	6	21		
MONDIAL DES MÉTIERS - LYON	1	1/12	4/12	11 131	11 131	253			3	89	11			P	61 606		84		8		
NATEXPO	1	18/9	20/9	8 059	8 059	1 099			19	828	107			T	6 394	763	622	6	2		
PATRIMONIA	1	29/9	30/9	2 916	2 916	80				331	14			T	8 547	1 905	187	5	4		
PISCINE GLOBAL - LYON	2	15/11	18/11	30 383	30 383	16 416			37	582	334			T	24 914	8 530	325	6	15		
PREVENTICA - LYON	1	27/9	29/9	5 526	5 526	531			11	424	31			T	10 832	143	152	6	22		
RANDONNEUR - LYON	1	25/3	27/3	1 893	1 893	97				431	34			P	13 438		248	5	3		
SALON PRIMEVERE - LYON	1	25/2	27/2	3 585	3 585	77			4	418	8			P	12 105		70		10		
SIRHA GREEN	2	8/6	9/6	1 227	1 227	131			6	115	12			T	1 355	43	325		2		
SOLUTIONS CSE LYON	2x1	1/3	2/3	833	833					120		26	5	T	1 063		148	6	3		
SOLUTIONS CSE LYON	2x1	13/9	14/9	826	826	3			1	126	1	13		T	1 053		148	6	3		
VINS DES VIGNERONS INDEPENDANTS - LYON	1	4/3	6/3	631	631					117				P	4 705		694	6	1		
VINS DES VIGNERONS INDEPENDANTS - LYON	1	27/10	31/10	2 995	2 995					488				P	45 085		694	6	1		

(*) Please refer to each national definition given at the beginning of the report

2022 EVENTS BY CITY

	Interval Year	Opening date	Closing date	Space						Exhibitors						Visitors/Visits (*)				Organizer	Auditor	Industry sector
				Rented Space (sq.m)						Exhibitors with their own stands			Represented firms			Admission for Trade/Public						
				Total	Halls		Open air		from ... countries	Total	Foreign/International (*)	Total	Foreign/International (*)	Total	Foreign/International (*)	Total	Foreign/International (*)					
	Total	Foreign/International (*)	Total	Foreign/International (*)	Total	Foreign/International (*)																
Madrid (E)																						
		1	28/10	30/10	2 243	2 243	60	0	0	6	108	5	9	0	P	6 252	0	367	9	25		
		1	10/12	11/12	9 680	9 680	0	0	0	1	82	0	1	0	P	3 721	1	367	9	3		
		1	3/11	4/11	2 101	2 101	98	0	0	9	69	9	0	0	T	2 970	65	367, 173	9	4		
		1	19/3	27/3	2 460	2 460	128	0	0	3	74	3	0	0	P	3 763	0	367	9	27		
		1	30/11	1/12	6 100	4 100	0	0	0	1	32	0	0	0	T	1 800	0	706		5		
ufi		1	23/2	27/2	19 643	19 313	7 185	331	0	30	242	126	0	0	P	15 183	116	367	9	3		
		1	3/11	6/11	3 874	3 295	48	0	0		414	3	0	0	P	35 502	0	61		2		
			24/5	26/5	14 400	5 500	0	0	0	1	120	0	0	0	T	2 000	0	185		4		
		1	17/3	20/3	3 300	2 900	650	0	0		250	120	0	0	P	28 000	0	244		3		
			21/11	24/11	1 650	1 650	0	0	0	1	49	0	0	0	T	2 000	0	307		10		
			27/9	29/9	1 130	1 130	0	0	0	1	57	0	0	0	T	2 500	0	659		22		
		1	18/5	19/5	4 010	4 010	0	0	0	1	30	0	0	0	T	2 000	0	57		21		
			30/6	3/7	1 570	1 570		0	0		166	166	0	0	T	2 800	0	93		22		
			6/6	9/6	13 380	10 076	0	0	0	1	150	0	0	0	T	4 000	0	188		9		
			16/11	17/11	400	400	0	0	0	1	20	0	0	0	T	1 000	0	220		9		
			28/3	31/3	5 510	4 010	0	0	0	1	40	0	0	0	T	1 500	0	339		21		
			24/4	25/4	468	468	0	0	0	1	50	0	0	0	T	500	0	626		10		
		1	2/3	3/3	992	992	0	0	0	1	120	0	0	0	T	2 600	0	263		16		
			4/10	5/10	1 153	932	0	0	0	1	10	0	0	0	T	400	0	59		4		
			5/5	7/5	2 268	468	0	0	0	1	40	0	0	0	T	800	0	417		22		
		1	20/9	22/9	2 882	2 882	410	0	0	10	57	5	20	13	T	1 449	103	367, 240	9	21		
			29/5	1/6	1 200	1 200	0	0	0	1	60	0	0	0	T	1 600	0	417		2		
		1	26/10	27/10	20 417	20 417	0	0	0	1	345	0	0	0	T	10 000	0	192		11		
			19/10	20/10	468	468	0	0	0	1	11	0	0	0	T	2 000	0	184		21		
		1	13/10	16/10	4 750	4 750	286	0	0	9	114	9	0	0	T	2 610	0	367, 232	9	4		
			6/4	7/4	992					1	20	0	0	0	T	1 000	0	338		4		
ufi		2	24/3	26/3	28 862	28 862	2 848	0	0	36	330	91	542	386	T	23 926	1 941	367	9	22		
		1	22/4	23/4	5 400	5 000	700	0	0		70	6	0	0	P		0	212		3		
ufi		1	30/11	1/12	1 991	719	81	0	0		62	6	22	1	T	4 138	199	523		2		
ufi		2	1/4	3/4	5 400	5 400	184	0	0	5	101	9	0	0	T	5 571	234	367	9	22		
		1	5/10	6/10	6 120	3 120	192	0	0		222	15	24	13	T	5 712	0	260		22		
		1	11/3	13/3	8 300	8 000	300	0	0		180	28	0	0	P	35 000	0	119		27		
		1	11/6	12/6	3 000						35	2	40	2	T	2 500	0	604		26		
			23/11	24/11	6 226	6 226	0	0	0	1	73	0	0	0	P	5 242	0	157		8		
		2	15/3	17/3	11 350	11 000	2 130	0	0		80	15	100	27	T	8 956	891	340		3		
		1	12/11	20/11	3 133	3 133	116	0	0	4	60	3	0	0	P	1 892	0	367	9	3		
		1	14/10	16/10	4 460	4 460	0	0	0	1	90	0	0	0	T	6 000	0	119		22		
		1	16/12	18/12	8 519	8 519	25	0	0	2	10	1	0	0	P	11 322	0	367, 320	9	3		
		1	7/3	9/3	14 119	9 593	764	0	0	17	318	40	45	1	T	34 712	1 805	367, 503	9	2		
		2	22/3	24/3	19 800	12 800	514	0	0		280	25	0	0	T	30 360	346	387		22		

(*) Please refer to each national definition given at the beginning of the report

2022 EVENTS BY CITY

	Interval Year	Opening date	Closing date	Space						Exhibitors						Visitors/Visits (*)				Organizer	Auditor	Industry sector
				Rented Space (sq.m)						Exhibitors with their own stands			Represented firms			Admission for Trade/Public						
				Total	Halls		Open air		from ... countries	Total	Foreign/International (*)	Total	Foreign/International (*)	Total	Foreign/International (*)	Total	Foreign/International (*)					
Madrid (E)																						
INTERIHOTEL 2022	1	5/10	7/10	3 733	2 820	626	0	0		170	35	0	0	T	4 838	246	131		6			
INTEROCIO 2022	1	11/3	13/3	4 750	2 500	24	0	0		37	1	22	5	P	4 971	16	443		3			
JAPAN WEEKEND MADRID (1ª ED.) 2022	2x1	12/2	13/2	45 000	45 000	0	0	0	1	460	0	0	0	P	50 000	0	407		3			
JAPAN WEEKEND MADRID (2ª ED.) 2022	2x1	24/9	25/9	45 000	45 000	0	0	0	1	460	0	0	0	P	50 000	0	407		3			
JUVENALIA 2022	1	6/12	11/12	14 502	14 502	20	0	0	2	35	1	0	0	P	29	0	367	9	3			
MADRID CÓMIC POP UP 2022	1	4/11	6/11	2 451	2 451	0	0	0	1	59	0	0	0	P	10 108	0	367	9	3			
MADRID FUSIÓN 2022	1	28/3	30/3	22 862	16 353	0	0	0	1	154	0	0	0	T	12 000	0	303		2			
MADRID HORSE WEEK 2022	1	25/11	27/11	28 000	8 000	0	0	0	1	90	0	0	0	P	45 000	0	446		3			
MADRID POR LA CIENCIA 2022	1	2/3	5/3	1 419	1 419	0	0	0	1	43	0	0	0	P	1 888	9	367	9	8			
MADRID TECH SHOW 2022	1	26/10	27/10	8 300	4 800	1 600	0	0		290	30	130	120	T		0	142		21			
MEC-MADRID EXPOCARAVANING 2022	2	21/9	25/9	4 964	4 666	2 132	0	0	5	47	6	3	0	P	20 921	70	503	9	3			
MERCEDES-BENZ FASHION WEEK 1 ED. 2022	2x1	9/3	13/3	6 161	6 161	0	0	0	1	20	0	0	0	T			367	9	25			
MERCEDES-BENZ FASHION WEEK MADRID 2 ED. 2	2x1	15/9	18/9	6 658	6 658	0	0	0	1	15	0	0	0	T			367	9	25			
METALMADRID / COMPOSITES / ROBOMÁTICA	1	19/10	20/10	15 771	14 403	1 620	0	0		574	69	616	90	T	27 277	493	192		19			
MI BEBÉ Y YO FERIA 2022	1	5/11	6/11	1 214	1 214	0	0	0	1	60	0	67	0	P		0	601		13			
ORGANIC FOOD/ECO LIVING IBERIA 2022	1	8/6	9/6	4 926	4 926	475	0	0	14	160	46	0	0	T	2 339	279	367, 173	9	2			
PICK & PACK 2022	1	8/2	10/2	2 656	1 206	84	0	0	6	67	6	0	0	T	4 891	86	503	9	11, 26			
PROMOGIFT 2022	1	22/3	24/3	3 174	3 174	484	0	0	6	111	19	10	2	T	1 529	127	367	9	4			
REBUILD 2022	1	26/4	28/4	8 162	5 215	410	0	0	11	229	23	9	0	T	17 344	949	503	9	5			
RETROMÓVIL 2022		25/11	27/11	12 694	6 694		0	0		145	7	0	0	P	29 240	0	235		16			
SALÓN GOURMETS 2022	1	25/4	28/4	27 778	22 311	2 843	0	0		882	114	729	105	T	80 421	10 443	543		2			
SALÓN LOOK 2022	1	21/10	23/10	9 708	9 708	895	0	0	35	231	51	74	42	T	28 168	750	367	9	22			
SIMA 2022	1	26/5	29/5	11 000	8 000	0	0	0	1	267	0	0	0	P	14 000	0	532		3			
SPAIN LEGAL EXPO/BOOSTPYME 2022	1	15/6	16/6	1 570	860	20	0	0		70	2	0	0	T	900	0	478		4			
SPAIN SKILLS 2022	1	23/3	25/3	10 000	10 000	0	0	0	1	40	0	0	0	P	17 523	0	367, 512		8			
TECNOVA-PISCINAS 2022	1	22/2	25/2	4 087	4 087	591	0	0	9	90	18	0	0	T	2 784	226	367	9	5			
VIVE LA MOTO 2022	1	31/3	3/4	23 339	18 296	1 009	5 043	0	13	119	13	47	17	P	23 723	20	367, 413	9	16			
WOOE - Encuentro Mundial del Aceite de Oliva	1	8/3	9/3	1 078	693	54	0	0	6	50	6	265	0	T	1 078	181	535	9	2, 1			
WORLD ATM CONGRESS 2022	1	21/6	23/6	21 600	20 000	0	0	0	1	130	0	0	0	T	7 000	0	76		20			
WORLD BUIATRICS CONGRESS (WCB)		5/9	8/9	4 000					1	30	0	0	0	T	1 500	0	339		1			
WORLD DOG SHOW 2022	1	23/6	26/6	32 642	32 642	554	0	0	13	43	17	0	0	P	4 659	0	367, 575	9	3			
XXV CONGRESO DE RETINA Y VITREO 2022		17/6	18/6	380					1	22	0	0	0	T	1 800	0	615		22			
Málaga (E)																						
Celebra Málaga	1	14/10	16/10	3 659	1 487		1 847	0	2	106	1	0	0	P	977	0	110		3			
CM Málaga, Culture & Museums International Tech Forum	1	20/6	21/6	3 224	949	40	0	0	5	76	5	11	3	T	1 162	77	311, 312	9	3, 6			
DES Digital Enterprise Show	1	14/6	16/6	6 256	2 932	866	0	0	24	355	82	3	0	T	14 789	1 039	500	9	21			
EXTENDA GLOBAL 2022	1	16/11	17/11	1 640	900	0	0	0	1	34	0	0	0	T	355	0	261		26, 4			
Freakcon	1	5/3	6/3	8 425	522	0	0	0	1	36	0	0	0	P	25 465	0	410		3			
Gamepolis	1	22/7	24/7	17 784	1 455	0	0	0	1	37	0	0	0	P	38 619	0	410		3			
GINEBRALIA	1	7/2	8/2	578	578	0	0	0	1	26	0	0	0	T	2 000	0	36		2			
GREENCITIES	1	21/9	22/9	8 132	1 706	323	0	0	14	74	15	27	3	T	2 521	172	311	9	10, 5			

(*) Please refer to each national definition given at the beginning of the report

2022 EVENTS BY CITY

	Interval Year	Opening date	Closing date	Space						Exhibitors					Visitors/Visits (*)			Organizer	Auditor	Industry sector	
				Rented Space (sq.m)						Exhibitors with their own stands			Represented firms		Admission for Trade/Public	Total					
				Total	Halls		Open air		from ... countries	Total	Foreign/International (*)	Total	Foreign/International (*)	Total		Foreign/International (*)	Total				Foreign/International (*)
					Total	Foreign/International (*)	Total	Foreign/International (*)													
Málaga (E)																					
IV Jornadas abiertas sobre el transporte de viajeros en Andalucía y XIX Jornadas técnicas del transporte de viajeros de APETAM	2x1	28/2	1/3	1 967	1 152	0	0	0	1	30	0	0	0	T	800	0	5		26		
MOMA, V SALÓN DE LA MOTO MÁLAGA 2022	1	13/5	15/5	6 072	3 697	0	2 375	0	1	39	0	0	0	P			311, 235	9	16, 3		
Natura Málaga, Feria de vida saludable y sostenible	1	1/4	3/4	5 952	2 132	17	0	0	3	112	2	27	0	P	7 229	0	311	9	3		
Rail Live	1	29/11	1/12	2 110	2 110	0	0	0	1	113	0	0	0	T	2 000	0	651		26		
Rastrillo Nuevo Futuro	1	8/12	11/12	2 185	2 185	0	0	0	1	25	0	0	0	P	1 000	0	178		3		
RETRO AUTO&MOTO MÁLAGA XI Salón del vehículo clásico, de época y colección.	1	28/1	30/1	12 390	7 890		4 500		2	103	6	0	0	P	14 000	0	311, 235		16, 3		
Salón de Innovación en Hostelería, H&T	1	7/2	9/2	5 947	4 493	304	0	0	9	112	13	114	0	T	11 220	0	311	9	2, 6		
Seatrade	1	14/9	15/9	2 655	2 655	0	0	0	1	55	0	0	0	T	2 000	0	448		26		
SEPA Málaga 2022	1	18/5	21/5	822	822	0	0	0	1	58	0	0	0	T	4 000	0	308		22		
SIMED	1	10/11	12/11	8 052	2 538	6	500	0	4	80	1	68	2	T/P	7 194	235	311	9	15		
Smart Agrifood Summit	1	29/9	30/9	1 200	859		0	0	7	44	6	0	0	T	2 200	0	385		2		
S-MOVING	1	21/9	22/9	3 912	699	192	0	0	5	23	4	4	0	T	incl. in "GREENCITIES"		311, 17	9	26, 16		
Transfiere	1	16/2	17/2	2 138	1 182	38	0	0	4	71	3	25	0	T	3 235	117	311	9	19		
Vitur Summit	1	6/10	7/10	704	704	0	0	0	1	34	0	0	0	T	630	0	697		15		
XV FERIA TECNOLÓGICA AOTEC	1	11/5	12/5	6 592	4 434	0	0	0	1	112	0	0	0	T	2 000	0	60		19, 21		
XVII Feria del Stock 2022	1	18/11	20/11	1 959	1 959	0	0	0	1	74	0	0	0	P	18 000	0	182		7		
Malatya (TR)																					
9.Malatya Book And Culture Fair	1	13/5	21/5	2 000	2 000	0				63	0	0	0	T/P	17 529	92	449	11	8		
Mandelieu-la-Napoule (F)																					
VINS DES VIGNERONS INDEPENDANTS - MANDELIEU	1	1/4	3/4	568	568					106				P	3 466		694		1		
Manisa (TR)																					
29.Mesir Industrial Trade Fair	1	22/3	27/3	15 350	15 350	8 850			20	114	0	37	37	T/P	24 200	1 540	611	11	27		
Manisa 16. International Agriculture Nourishment And Stockbreeding Fair	1	3/11	6/11	1 235	1 235	1 125			17	112	102	0	0	T/P	2 934	382	611	11	1		
Manisa Book Fair	1	25/11	4/12	4 744	4 744	95			1	82	8	0	0	T/P	60 128	13 143	611	11	8		
Mesir Fair	1	22/3	27/3	890	890	0				40	0	0	0	T/P	75	75	611	11	12		
Mannheim (D)																					
DLG-Feldtage	2	14/6	16/6	88 763	782	79	87 981	5 209	20	375	66			T/P	14 410	2 224	177	7	1		
Marche-en-Famenne (BE)																					
BATIMOI	1	21/1	24/1	5 150	5 150	0	0	0		125	0	0	0	P	18 500	0	701		5		
BIGMAT	1	4/2	4/2	2 200	2 200	0	0	0		78	0	0	0	T	850	0	534		5		
BMFS	1	22/2	22/2	900	900	0	0	0		13	0	0	0	T	450	0	109		4		
C'EST BON C'EST WALLON 1	1	21/5	22/5	1 125	1 125	0	0	0		125	0	0	0	P	7 564	0	701		2		
C'EST BON C'EST WALLON 2	1	29/10	30/10	1 125	1 125	0	0	0		125	0	0	0	P	8 255	0	701		2		
EDUC	1	12/10	16/10	4 200	4 200	0	0	0		120	0	0	0	P	12 000	0	549		8		
ENERGIES+	1	18/11	20/11	2 550	2 550	0	0	0		85	0	0	0	P	6 854	0	450		5		
HORECATEL	1	13/3	16/3	11 524	11 164	360	0	0		370	15	0	0	T/P	32 750	0	701		2		
MOTORETRO	1	9/1	9/1	3 520	3 520	0	0	0		150	0	0	0	P	8 525	0	490		16		
MUNICIPALIA	1	21/4	22/4	11 524	11 140	384	0	0		386	16	0	0	T	11 562	0	701		4		

(*) Please refer to each national definition given at the beginning of the report

2022 EVENTS BY CITY

	Interval Year	Opening date	Closing date	Space						Exhibitors				Visitors/Visits (*)		Organizer	Auditor	Industry sector		
				Rented Space (sq.m)						Exhibitors with their own stands		Represented firms		Admission for Trade/Public	Total					
				Total	Halls		Open air		from ... countries	Total	Foreign/International (*)	Total	Foreign/International (*)		Total					Foreign/International (*)
			Total	Foreign/International (*)	Total	Foreign/International (*)														
Marche-en-Famenne (BE)																				
PURATOS		28/3	28/3	2 100	2 100	0	0	0		25	0	0	0	T	650	0	550		2	
SMART CITY WALLONIA	1	4/10	4/10	450	450	0	0	0		35	0	0	0	T	865	0	701		4	
Marcianise (I)																				
Open Tari	2x1	29/4	2/5	8 048	8 048	30	0	0	4	544	3	0	0	T/P	3 431	34	374	8	24	
Open Tari	2x1	7/10	10/10	8 512	8 512	64	0	0	5	481	4	0	0	T/P	4 653	72	374	8	24	
Mardin (TR)																				
8. MAGROTEX'22 International Mardin Agricultural and Livestock Equipment Food Fair	1	26/10	30/10	11 376	11 376	466			9	117	24	28	28	T/P	60 128	13 143	709	11	1	
Marne-la-Vallée (F)																				
SOLUTIONS CSE DISNEYLAND PARIS	1	20/4	21/4	339	339					55		9		T	777		148	6	4	
Marseille (F)																				
FOIRE INTERNATIONALE - MARSEILLE	1	23/9	3/10	43 459	18 435	3 515	25 024	884	36	657	106	64	27	P	211 941		585	6	27	
FOOD IN SUD	2	23/1	25/1	2 132	2 132	9			1	118	1	120	14	T	2 969		585	6	2	
PISCINE ET JARDIN - MARSEILLE	1	25/2	28/2	5 506	5 506	40			1	92	1	18	16	P	9 304		585		27	
SALON ACCESSECURITY	2	9/3	10/3	901	901	36			5	84	5	91	34	T	1 000		585	6	7	
SIAC - MARSEILLE	1	11/3	14/3	1 469	1 469	77				169	10			P	15 038		314	5	3	
SOLUTIONS CSE MARSEILLE	2x1	8/3	9/3	636	636					100		24		T	538		148	6	3	
SOLUTIONS CSE MARSEILLE	2x1	20/10	21/10	717	717	12			2	128	2	12		T	938		148	6	3	
Mechelen (BE)																				
Baeckens Books	1	10/6	12/6	5 871			0		1	1				P	800		92		8	
Bibac +	1	23/10	24/10	5 871			0		1	100				T	1 500		265		2	
Bosta Papershow	1	23/1	24/1	9 559			0		4	70				T	1 500		116		3	
Dag van de Makelaar	1	7/10	7/10	8 895			0		1	50				T	1 500		310		4	
Erotica beurs	1	12/9	12/9	8 031			0		1	110				T	1 200		223		18	
Felis Belgica		29/10	30/10	12 583			0		10	380				P	7 500		273		3	
Stoffenspektakel	2x1	26/5	26/5	5 673			0		3	75				P	3 500		632		25	
VOV	1	28/4	28/4	7 830			0		1	80				T	1 000		224		8	
Wonen	1	29/1	6/2	12 583			0		2	100				P	20 000		189		5	
Mersin (TR)																				
CNR Mersin Logistics - CNR Mersin Logistics&Transportation Fair	1	28/9	1/10	1 385	1 385	1 259			15	66	60	0	0	T/P	1 952	105	538	11	26	
Mersin Book Fair	1	22/10	30/10	3 703	3 703	0				87	0	0	0	T/P	257 000	0	538	11	8	
Mersin Cosmetics, Beauty and Personal Care Products Fair	1	15/9	18/9	27 264	27 264	403			9	264	18	12	12	T/P	60 128	13 143	538	11	14	
Metz (F)																				
AGRIMAX - METZ	1	26/10	28/10	3 722	3 558	120	164	104	3	87	7			P	9 105		479	6	1	
HABITAT - METZ	1	18/3	21/3	2 780	2 780	108			2	94	2			P	4 489		479	6	15	
SOLUTIONS CSE METZ	1	28/4	29/4	339	339	6			1	51	2	18	5	T	465		148	6	3	
URBEST - METZ	1	29/3	31/3	3 468	3 468	236			3	110	5			T	1 414		479	6	10	
VINS ET GASTRONOMIE - METZ	1	1/4	3/4	454	454					71				P	3 632		328	6	2	
Milano (I)																				
AF - L'ARTIGIANO IN FIERA - Mostra mercato internazionale dell'artigianato	1	3/12	11/12	37 494	37 224	11 750	270	0	58	2 052	717	0	0	P	943 494	34 711	318	8	27	

(*) Please refer to each national definition given at the beginning of the report

2022 EVENTS BY CITY

	Interval Year	Opening date	Closing date	Space						Exhibitors						Visitors/Visits (*)		Organizer	Auditor	Industry sector	
				Rented Space (sq.m)			Open air			Exhibitors with their own stands			Represented firms			Admission for Trade/Public	Total				
				Total	Halls	Foreign/International (*)	Total	Foreign/International (*)	from ... countries	Total	Foreign/International (*)	Total	Foreign/International (*)	Total	Foreign/International (*)						
Milano (I)																					
BIMU - Macchine utensili a asportazione e deformazione, robot, automazione, digital manufacturing, tecnologie ausiliarie, tecnologie abilitanti	2	12/10	15/10	27 868	27 868	2 877	0	0	16	439	55	237	194	T	30 971	1 161	205	8	19		
BIT - Borsa Internazionale del Turismo	1	10/4	12/4	15 571	15 571	1 456	0	0	22	996	114	7	2	T/P	14 565	1 939	288		6		
CHIBIMART - International delivery show for bijoux and accessories	1	27/5	30/5	2 761	2 761	1 238	0	0	12	74	43	0	0	T	1 770	234	288		24, 25		
EICMA - Esposizione internazionale del ciclo e motociclo	1	8/11	13/11	122 782	57 782	28 615	65 000	0	42	514	318	856	490	T/P	427 252	128 542	186		16		
ENOVITIS BUSINESS	2	15/11	18/11	542	542	24	0	0	1	16	1	1	0	T	incl. in "SIMEI"		681	8	11, 17		
ESXENCE	1	15/6	18/6	8 000	8 000	5 600	0	0	30	281	198	0	0	T/P	4 430	2 642	222		14		
EUROCUCINA - Salone internazionale biennale dei mobili per cucina	2	7/6	12/6	25 554	25 554	7 484	0	0	10	80	18	0	0	T/P	incl. in "SALONE INTERNAZIONALE DEL MOBILE"		270	8	12		
EXPERIENCE LAB	1	15/6	18/6	7 000	7 000	0	0	0	5	48	10	0	0	T/P	7 350	4 500	222		14		
EXPODETERGO INTERNATIONAL	4	21/10	24/10	15 090	15 090	4 373	0	0	21	226	65	22	16	T	11 892	6 901	288	8	19		
FILO - International yarns exhibition	2x1	24/2	25/2	2 359	2 359	708	0	0	13	75	17	0	0	T	2 123	382	73		25		
FILO - International yarns exhibition	2x1	14/9	15/9	3 034	3 034	910	0	0	14	93	27	0	0	T	2 320	412	73		25		
GREEN PLAST	3	3/5	6/5	4 489	4 489	424	0	0	8	141	15	21	14	T	incl. in "IPACK-IMA"		545	8	19		
HOMI FASHION & JEWELS	2x1	11/3	14/3	9 420	9 420	3 030	0	0	15	367	123	0	0	T	6 372	808	288	8	12, 13, 24, 25		
HOMI FASHION & JEWELS	2x1	16/9	19/9	8 644	8 644	2 578	0	0	18	397	118	0	0	T	8 424	1 125	288	8	12, 13, 24, 25		
HOMI IL SALONE DEGLI STILI DI VITA	1	11/4	14/4	10 517	10 517	2 413	0	0	18	238	63	1	1	T	11 100	988	288	8	12, 13		
HOMI INDIPENDENT	1	16/9	19/9	5 269	5 269	1 054	0	0	14	155	40	0	0	T	8 863	1 974	288		12		
INTRALOGISTICA ITALIA	3	3/5	6/5	3 197	3 197	382	0	0	9	87	16	11	8	T	incl. in "IPACK-IMA"		344	8	26		
IPACK-IMA Processing & Packaging	3	3/5	6/5	45 921	45 811	3 368	110	0	21	752	88	186	126	T	47 298	8 629	392	8	11, 19		
LAMIERA	2	18/5	21/5	18 516	18 516	2 036	0	0	12	254	21	107	77	T	13 496	1 606	136	8	19		
LIFT EXPO ITALIA	2	19/10	21/10	5 506	5 506	1 216	0	0	11	100	24	0	0	T/P	14 807	6 137	432		5, 18, 19		
LINEAPELLE	2x1	22/2	24/2	36 900	36 900	7 930	0	0	28	835	243	127	54	T	16 690	6 748	435	8	25		
LINEAPELLE	2x1	20/9	22/9	41 866	41 866	10 602	0	0	36	975	346	157	69	T	22 161	11 119	435	8	25		
MAPIC ITALY	1	18/5	19/5	9 800	6 800	0	3 000	0	4	58	4	12	5	T	1 006	110	558		15		
MCE - Mostra Convegno Expocomfort/Expobagno	2	28/6	1/7	201 900	201 500	61 500	400	0	47	1 338	559	217	139	T	90 739	32 732	557		9, 19		
MIA Fair	1	27/4	1/5	2 650	2 650	650	0	0	12	127	26	0	0	T/P	13 820	330	179		3		
MIART - Fiera internazionale d'arte moderna e contemporanea	1	1/4	3/4	6 790	6 790	1 738	0	0	16	171	49	0	0	T/P	14 144	999	288	8	3		
MICAM MILANO	2x1	13/3	15/3	28 349	28 349	12 724	0	0	22	651	296	6	2	T	15 006	6 931	4	8	25		
MICAM MILANO	2x1	18/9	20/9	35 001	35 001	17 249	0	0	28	805	405	7	2	T	23 599	12 855	4	8	25		
MIDO - Mostra internazionale di ottica, optometria e oftalmologia	1	30/4	2/5	26 412	26 412	11 238	0	0	46	866	391	0	0	T	29 442	13 784	363	8	23		
MILANO UNICA - IDEABIELLA	2x1	1/2	2/2	4 368	4 368	240	0	0	2	55	5	0	0	T	4 661	1 050	359		25		
MILANO UNICA - IDEABIELLA	2x1	12/7	14/7	4 728	4 728	360	0	0	2	59	7	0	0	T	incl. in "MILANO UNICA - Moda in tessuti e accessori"		359	8	25		
MILANO UNICA - Moda in tessuti e accessori	2x1	1/2	1/2	8 052	8 052	1 068	0	0	9	258	36	0	0	T	4 661	1 050	582		25		
MILANO UNICA - Moda in tessuti e accessori	2x1	12/7	14/7	11 128	11 128	2 059	0	0	13	377	81	0	0	T	9 832	3 153	582	8	25		
MILANO UNICA - SHIRT AVENUE	2x1	1/2	2/2	1 104	1 104	336	0	0	6	24	10	0	0	T	4 661	1 050	53		25		

(*) Please refer to each national definition given at the beginning of the report

2022 EVENTS BY CITY

	Interval Year	Opening date	Closing date	Space					Exhibitors					Visitors/visits (*)			Organizer	Auditor	Industry sector
				Rented Space (sq.m)					Exhibitors with their own stands			Represented firms		Admission for Trade/Public	Total				
				Total	Halls		Open air		from ... countries	Total	Foreign/International (*)	Total	Foreign/International (*)		Total	Foreign/International (*)			
Milano (I)																			
MILANO UNICA - SHIRT AVENUE	2x1	12/7	14/7	1 008	1 008	264	0	0	6	16	7	0	0	T	incl. in "MILANO UNICA - Moda in tessuti e accessori"		53	8	25
MIPEL - Fiera internazionale della pelletteria e accessori	2x1	13/3	15/3	3 019	3 019	274	0	0	9	109	15	0	0	T	4 715	2 449	19	8	25
MIPEL - Fiera internazionale della pelletteria e accessori	2x1	18/9	20/9	3 870	3 870	1 183	0	0	16	160	61	0	0	T	9 939	5 442	19	8	25
MYPLANT & GARDEN	1	23/2	25/2	20 941	20 941	1 752	0	0	16	571	79	77	55	T	13 634	1 011	692	8	1
ORIGIN PASSION & BELIEFS	1	12/7	14/7	99	99	0	0	0	0	8	0	0	0	T	6 953	410	398		25
PACKAGING PREMIERE SHAPING LUXURY - PCD MILAN	1	24/5	26/5	8 054	8 054	0	0	0	20	276	61	27	10	T	6 058	401	193		11
PHARMINTECH powered by Ipack Ima	3	3/5	6/5	4 514	4 514	198	0	0	5	149	9	65	52	T	2 326	310	392	8	19
PRINT4ALL - Mostra per le tecnologie della stampa industriale	3	3/5	6/5	11 959	11 959	773	0	0	13	191	33	44	31	T	incl. in "IPACK-IMA"		288	8	11
PTE - Promotion Trade Exhibition	1	9/3	11/3	3 521	3 521	583	0	0	9	90	23	0	0	T	3 234	149	288		11
SALONE INTERNAZIONALE DEL BAGNO	2	7/6	12/6	17 249	17 249	3 087	0	0	10	126	19	0	0	T/P	incl. in "SALONE INTERNAZIONALE DEL MOBILE"		270	8	12
SALONE INTERNAZIONALE DEL COMPLEMENTO D'ARREDO	1	7/6	12/6	9 332	9 332	2 089	0	0	12	138	31	0	0	T/P	incl. in "SALONE INTERNAZIONALE DEL MOBILE"		270	8	12
SALONE INTERNAZIONALE DEL MOBILE	1	7/6	12/6	140 138	140 138	30 436	0	0	27	764	238	0	0	T/P	209 310	111 168	270	8	12
SI' SPOSAITALIA COLLEZIONI	1	1/4	4/4	5 191	5 191	3 112	0	0	18	94	52	0	0	T	3 302	679	288	8	24, 25
SIMAC - Salone internazionale delle macchine e delle tecnologie per le industrie calzaturiera e pelletteria	1	20/9	22/9	7 447	7 447	901	0	0	10	218	35	24	9	T	6 141	2 944	72	8	19
SIMEI - Salone Internazionale Macchine per Enologia e Imbottigliamento	2	15/11	18/11	25 331	25 331	2 388	0	0	21	393	71	56	24	T	20 918	6 347	681	8	11, 17
SMAU - Esposizione internazionale di information & communications technology	1	11/10	12/10	2 893	2 893	318	0	0	15	195	38	0	0	T	3 395	164	608		21
SUPERDESIGN SHOW	1	5/4	10/4	4 144	4 144	2 313	0	0	15	55	23	0	0	T/P	60 500	13 915	637		5, 12
TANNING TECH - Salone internazionale delle macchine e delle tecnologie per l'industria conciaria	1	20/9	22/9	5 622	5 622	594	0	0	8	138	22	18	9	T	incl. in "SIMAC"		72	8	19
THE ONE MILANO	2x1	20/2	23/2	3 298	3 298	996	0	0	11	62	21	0	0	T	1 212	437	481	8	24, 25
THE ONE MILANO	2x1	18/9	20/9	218	218	60	0	0	3	13	4	0	0	T	23 599	12 855	481		24, 25
TOYS MILANO	1	8/5	9/5	3 714	3 714	807	0	0	12	134	32	0	0	T	2 694	103	587		11
VENDITALIA	2	11/5	14/5	13 481	13 481	1 891	0	0	24	265	54	7	3	T	12 809	3 764	686	8	2
VISCOM ITALIA - Mostra convegno internazionale di comunicazione visiva	1	13/10	15/10	17 500	17 500	0	0	0	8	159	11	91	60	T	15 483	565	557		11
W S M - WHITE SUSTAINABLE MILANO COLLEZIONI ABBIGLIAMENTO E ACCESSORI FASHION, SUSTAINABLE, STREETWEAR, SPORTSWEAR UOMO E DONNA	2x1	24/2	27/2	511	511	111	0	0	5	21	6	0	0	T/P	3 810	393	444		24, 25

(*) Please refer to each national definition given at the beginning of the report

2022 EVENTS BY CITY

	Interval Year	Opening date	Closing date	Space				Exhibitors						Visitors/Visits (*)		Organizer	Auditor	Industry sector	
				Rented Space (sq.m)				Exhibitors with their own stands			Represented firms			Admission for Trade/Public					
				Total	Halls		Open air	from ... countries	Total	Foreign/ International (*)	Total	Foreign/ International (*)	Total						Foreign/ International (*)
	Total	Foreign/ International (*)	Total	Foreign/ International (*)															
Milano (I)																			
W S M - WHITE SUSTAINABLE MILANO COLLEZIONI ABBIGLIAMENTO E ACCESSORI FASHION, SUSTAINABLE, STREETWEAR, SPORTSWEAR UOMO E DONNA	2x1	22/9	25/9	325	325	95	0	0	3	30	10	0	0	T/P	2 030	324	444		24, 25
WHITE MILANO - Collezioni abbigliamento e accessori donna	2x1	24/2	27/2	4 308	4 308	1 560	0	0	20	285	95	0	0	T	8 179	1 388	444		14, 24, 25
WHITE MILANO - Collezioni abbigliamento e accessori donna	2x1	22/9	25/9	5 785	5 785	2 636	0	0	28	371	191	0	0	T	7 752	1 426	444		14, 24, 25
WORKPLACE3.0	1	7/6	12/6	2 556	2 556	121	0	0	1	27	1	0	0	T/P	incl. in "SALONE INTERNAZIONALE DEL MOBILE"		270	8	12
XYLEXPO - Biennale mondiale delle tecnologie per la lavorazione del legno e dei componenti per l'industria del mobile	2	12/10	15/10	17 788	17 788	3 355	0	0	17	241	39	34	15	T	12 057	2 952	134	8	19
Modena (I)																			
MODA MAKERS	2x1	10/5	12/5	576	576	0	0	0	0	37	0	0	0	T	342	77	486	8	25
MODA MAKERS AUTUNNO	2x1	8/11	10/11	1 000	1 000	0	0	0	0	27	0	0	0	T	374	61	486	8	25
PLAY	1	20/5	22/5	8 615	8 436	120	179	0	14	148	7	33	27	T/P			486	8	3
SKYPASS	1	29/10	1/11	7 942	7 735	45	207	0	5	81	5	69	18	T/P			486	8	3
Montichiari (I)																			
ITALIAN DENTAL SHOW COLLOQUIUM DENTAL	1	22/9	24/9	5 750	5 750	1 568	0	0	13	193	41	18	18	T	10 121	508	133		22
REAS - Salone internazionale dell'emergenza	1	7/10	9/10	18 594	18 148	1 297	446	104	12	204	28	56	41	T/P	18 715	158	133	8	7
Montluçon (F)																			
FOIRE DE MONTLUÇON	1	1/10	9/10	9 514	6 792	27	2 722		2	256	3	1	1	P	60 618		488	6	27
Montpellier (F)																			
ART MONTPELLIER	1	16/11	20/11	4 210	4 210	231			5	85	7			P	11 273		625	6	4
ENERGAIA - MONTPELLIER	1	7/12	8/12	5 341	5 241	1 036	100	16	18	308	51	7		T	9 213	622	625	6	10
FOIRE DE PRINTEMPS - MONTPELLIER	1	17/3	21/3	6 463	5 428	30	1 035		2	237	3			P	10 316		625		27
MILLESIME BIO	1	28/2	2/3	7 443	7 443	1 458				1 431	270			T	7 158	1 574	636	5	1
OB'ART - MONTPELLIER	1	8/4	10/4	352	352					58				T	4 023		77	6	3
SOLUTIONS CSE - MONTPELLIER	1	27/9	28/9	445	445					63		9		T	519		148	6	3
Mugla (TR)																			
1. Bodrum Real Estate and Investment Fair	1	10/11	13/11	22 060	22 060	1 401			10	223	13	0	0	T/P	25 027	4 954	361	11	4
2.BAAF Bodrum Art and Antique Fair	1	29/6	3/7	3 200	3 200	150			24	130	24	0	0	T/P	12 000	348	165	11	3
2.Bodrum Construction Building Decoration Architecture and Real Estate Fair	1	31/3	3/4	2 400	2 400	0				42	0	0	0	T/P	43 000	0	361	11	5
AgriTech 10. Fethiye Agriculture, Greenhouse, Live Stockbreeding, Nourishment and Agricultural Machinery Fair	1	23/3	26/3	1 028	1 028	0				39	0	0	0	T/P	2 862	11	452	11	1
Bodrum Camp Caravan Boat and Nature Sports Fair	1	28/7	31/7	11 210	11 210	322			9	158	17	54	54	T/P	11 912	2 167	361	11	27
Bodrum Concept Expo Building Decoration and Furniture Fair	1	13/10	16/10	4 032	4 032	0			13	103	0	13	13	T/P	53 982	0	361	11	5
Bodrum Contemporary Art Fair	1	24/8	28/8	10 000	10 000	0				82	0	0	0	T/P	29 830	2 743	165	11	3

(*) Please refer to each national definition given at the beginning of the report

2022 EVENTS BY CITY

	Interval Year	Opening date	Closing date	Space					Exhibitors					Visitors/Visits (*)		Organizer	Auditor	Industry sector		
				Rented Space (sq.m)					Exhibitors with their own stands			Represented firms		Admission for Trade/Public	Foreign/International (*)					
				Total	Halls		Open air		from ... countries	Total	Foreign/International (*)	Total	Foreign/International (*)		Total					Foreign/International (*)
	Total	Foreign/International (*)	Total	Foreign/International (*)																
Muğla (TR)																				
	1	3/3	6/3	5 727	5 727	1 134			23	172	88	0	0	T/P	16 724	2 064	253	11	1	
	1	16/3	19/3	22 005	22 005	373			9	331	23	0	0	T/P	15 072	3 284	452	11	3	
	1	17/2	20/2	1 845	1 845	1 634			15	79	70	0	0	T/P	1 952	105	253	11	27	
	1	6/4	9/4	6 312	6 312	581			7	61	6	13	13	T/P	5 208	577	452	11	3	
Mulhouse (F)																				
	1	29/11	30/11	2 493	2 493	180			7	246	26			T	3 863		494		19	
	1	14/5	22/5	8 056	4 036		4 020			200		311	102	P	44 533		494	6	27	
	1	6/10	16/10	7 857	6 056	103	1 801	18	4	258	5	405	96	P	140 818		494	6	27	
	1	11/3	13/3	3 397	3 397	61			2	93	2	156	31	P	15 122		494		1	
München (D)																				
	2	21/6	24/6	20 666	20 666	6 909			39	882	399			T	26 573	11 887	474	7	22	
	2	21/6	24/6	26 965	26 965	5 052			34	574	167			T	28 937	10 311	474	7	19	
	3	24/10	30/10	389 052	139 888	77 159	249 164	123 042	60	3 227	2 095			T	495 132	226 527	474	7	5	
	3	21/6	24/6	12 053	12 053	5 688			32	340	193			T	9 547	5 401	474	7	5	
	4	12/9	16/9	69 854	69 758	38 025	96		54	948	613			T	46 841	32 567	474	7	2	
	1	11/5	13/5	11 290	11 290	6 563			25	253	162			T	23 820	11 919	305	7	9	
	2	15/11	18/11	77 658	77 658	39 739			51	2 140	1 335	172	146	T	69 783	37 431	474	7	18	
	1	11/5	13/5	2 385	2 385	1 022			19	126	55			T	16 162	8 011	305	7	9	
	1	4/10	6/10	39 887	39 887	9 020			33	1 885	460			T	36 659	11 869	474	7	5	
	2	30/5	3/6	143 109	117 894	53 823	25 215	7 934	59	2 984	1 520			T	118 826	60 014	474	7	10	
	1	8/4	11/4	20 248	20 248	7 500			31	702	322			T	15 664	6 124	474	7	25	
	4	17/7	20/7	37 070	3 857	1 213	33 213	10 563	21	350	120			T	31 006	5 732	474	7	1	
	1	6/7	10/7	13 524	13 524	2 405			21	656	84			T/P	30 832	862	321	7	19	
	1	11/5	13/5	39 955	39 955	25 495			43	803	525			T	58 707	30 707	305	7	9	
	1	28/11	30/11	48 889	48 889	38 794			50	1 539	1 366			T	38 065	27 295	474	7	3	
	2	26/4	29/4	19 945	19 945	6 842			32	888	471			T	14 938	5 688	474	7	19, 22	
	1	22/3	24/3	1 530	1 530	817			22	156	91			T	1 856	1 035	474	7	18	
	1	13/5	15/5	15 153	15 153	5 394			25	355	161			T	13 064	4 180	321	7	23	
	1	12/6	14/6	8 497	7 244	5 146	1 253	718	30	310	213			T	7 670	4 736	474	7	3	
	1	11/5	13/5	4 985	4 985	1 829			19	167	65			T	22 035	10 645	305	7	9	
	1	11/5	13/5	58 612	58 612	34 908			45	1 349	807			T	65 500	34 093	305	7	9	
Namur (BE)																				
	1	17/11	27/11	10 700			0		3	115				P	23 000		266		3	
	2	5/5	7/5	8 000			0		1	91				P	5 992		189		22	
	1	10/9	11/9	2 000			0		1	37				P	2 000		130		3	
	1	14/10	23/10	10 700			0		1	118				P	14 335		189		5	
	1	25/3	28/3	10 700			0		1	131		7		P	10 470		189		5	
	1	10/3	11/3	6 000			0		1	75				T	1 189		189		21	
	1	19/5	19/5	6 000			0		1	68				T	831		189		19	

(*) Please refer to each national definition given at the beginning of the report

2022 EVENTS BY CITY

	Interval Year	Opening date	Closing date	Space					Exhibitors					Visitors/Visits (*)		Organizer	Auditor	Industry sector	
				Rented Space (sq.m)					Exhibitors with their own stands			Represented firms		Admission for Trade/Public	Total				Foreign/International (*)
				Total	Halls		Open air		from ... countries	Total	Foreign/International (*)	Total	Foreign/International (*)						
	Total	Foreign/International (*)	Total	Foreign/International (*)															
Namur (BE)																			
Journée du métal	1	2/6	2/6	6 000			0		1	74				T	715		189		19
Maintenance	1	24/5	24/5	6 000			0		1	72				T	538		189		19
Marché du Tissu	2x1	5/6	5/6	6 000			0		1	55				T	8 000		632		25
Marché du Tissu	2x1	4/12	4/12	6 000			0		1	55				P	8 000		632		25
Naminéral	1	3/12	4/12	2 000			0		1	28				P	600		225		9
OTP		4/10	4/10	2 000			0		1	90				P	553		239		11
Phama Forum	1	24/9	25/9	10 700			0		1	77				T	1 047		189		22
Salon de la reconversion professionnelle	1	21/4	21/4	4 000			0		1	35				P	900		561		8
Salon du Livre	1	17/12	18/12	2 000			0		1	100				P	830		429		8
Salon du mariage	1	10/12	11/12	2 500			0		1	62				P	4 000		43		3
Salon du vin et de la gastronomie	1	9/12	11/12	2 000			0		1	74				P	3 100		425		2
SETT	1	27/4	29/4	6 000			0		1	66		2		T	1 535		189		8
SIEP	1	18/2	19/2	10 700			0		1	116				P	13 000		603		8
Talentum	1	9/6	9/6	2 500			0		1	30				T	1 130		561		8
Valériane	1	2/9	4/9	10 700			0		1	201				P	12 000		499		2
Worksafe	1	6/10	6/10	6 000			0		1	73		2		T	926		189		7
Nancy (F)																			
BRASSEUR - NANCY	1	21/10	23/10	3 462	3 354	972	108		15	245	61			T/P	5 239	132	166	6	2
FOIRE INTERNATIONALE - NANCY	1	4/6	12/6	16 057	8 619	432	7 438	424	18	403	35			P	74 796		166	6	27
HABITAT DECO & ANTIQUAIRES ET ART CONTEMPORAIN - NANCY	1	24/2	28/2	4 814	4 638	18	176		1	204	1			P	15 013		166	6	15
Nantes (F)																			
ART TO PLAY - NANTES	1	19/11	20/11	5 606	5 506	154	100		1	147	5			P	34 272		256	6	3
AUX VIGNOBLES I NANTES	1	18/11	20/11	1 911	1 911					160				P	11 101		328	6	2
CARREFOUR INTERNATIONAL DU BOIS	2	1/6	3/6	9 339	9 339	3 849			39	608	242	94	49	T	14 216	5 507	284	6	15
CREATIVA - NANTES	1	3/11	6/11	1 610	1 610	35			2	101	4			P	12 970		256	6	3
DISGROUP	1	6/10	7/10	693	693	27			3	77	3			T	184		322	6	2
FRANCE CE NANTES	2x1	10/3	11/3	645	645	3			1	99	1	27	5	T	946		148	6	3
HABITAT DECO - NANTES	1	4/11	6/11	3 846	3 846					181				P	7 880		256	6	15
PASSION ROAD TRIP - NANTES	1	7/10	10/10	16 204	3 204		13 000			17				P	9 474		256	6	3
POUR L'AMOUR DU FIL - NANTES	1	20/4	23/4	638	638	134			8	59	15			P	5 385		9	6	3
PREVENTICA - NANTES	1	17/5	19/5	4 200	4 200	423			8	282	22			T	8 603	63	152		22
RENDEZ-VOUS EN FRANCE	1	22/3	23/3	3 123	3 123					678				T	1 293	1 005	436	5	3
SOLUTIONS CSE - NANTES	2x1	29/9	30/9	854	854					134		20	5	T	1 587		148	6	3
Napoli (I)																			
Aestetica Beauty And Wellness Exhibition	1	12/11	14/11	9 490	9 490	1 690			6	140	25	400	80	T/P	31 727	1 983	309		14
Arkeda	1	2/12	4/12	7 000	5 500	500	1 500	500	115	128	13	60	21	T/P	11 000	480	542		12
BMT - Borsa Mediterranea del Turismo	1	18/3	20/3	20 000	12 000	3 000	8 000	3 000	300	390	90	210	60	T	16 000	5 900	542		6
COMICON International Pop Culture Festival	1	22/4	25/4	59 700	24 800		34 900		9	350	56			P	135 080	12 490	696		3
ENERGYMED	1	24/3	26/3	1 572	1 572	234			12	114	20			T/P	10 214	83	38		9
Gustus	1	20/11	22/11	6 000	5 500	500	500	100	120	134	14	36	8	T	10 100	1 050	542		2
Mediterraneo Food and Wine	1	25/6	27/6	2 020	1 510	300	510	50	4	120	15	120	15	T/P	5 013	371	264		2,6
Navigare Salone Nautico Internazionale di Napoli	2x1	12/11	20/11	2 449	135		2 314		6	40	11			P	3 082	13	16	8	26

(*) Please refer to each national definition given at the beginning of the report

2022 EVENTS BY CITY

	Interval Year	Opening date	Closing date	Space					Exhibitors					Visitors/Visits (*)			Organizer	Auditor	Industry sector
				Rented Space (sq.m)					Exhibitors with their own stands			Represented firms		Admission for Trade/Public	Total				
				Total	Halls		Open air		from ... countries	Total	Foreign/International (*)	Total	Foreign/International (*)		Total	Foreign/International (*)			
	Total	Foreign/International (*)	Total	Foreign/International (*)		Total	Foreign/International (*)	Total	Foreign/International (*)		Total	Foreign/International (*)							
Napoli (I)																			
Pharmexpo	1	25/11	27/11	9 500	7 200	1 200	2 300	300	190	250	60	125	23	T	12 500	2 500	542		22
SiFerr	2	7/5	8/5	6 360	3 360	396	3 000		8	185	22	96	80	T	8 645	1 269	445		7,19
Tuttosposi	1	22/10	30/10	4 730	4 730	984			12	142	20			P	9 267		687	8	3
Vitignoitalia	1	5/6	7/6	3 561	3 561	55			4	200	3	320	15	T/P	11 978	771	343		2
Nevşehir (TR)																			
NEVAGRI'22 Nevşehir Cappadocia Agricultural Food and Livestock Fair	1	1/12	4/12	2 312	2 312	157			8	62	3	0	0	T/P	18 944	957	709	11	1
Nice (F)																			
AGECOTEL	2	27/3	30/3	3 379	3 379	277			5	139	15	134	27	T	10 475	122	504	6	2
FOIRE INTERNATIONALE - NICE	1	5/3	14/3	10 466	6 003	432	4 463	50	10	276	25	286	29	P	59 537	242	504	6	27
MARIONS-NOUS - NICE	1	22/10	23/10	834	834					89				P	6 515		201	5	3
SOLUTIONS CSE NICE	1	26/4	26/4	248	248	6				62	1			T	169		148		3
Niğde (TR)																			
Niğde Agricultural Fair	1	20/10	23/10	21 841	21 841	24			2	185	2	3	3	T/P	22 235	897	81	11	1
Nîmes (F)																			
BIJOUTIFUL - NIMES	1	1/4	4/4	558	558					65				P	5 094		128	6	25
HABITAT - NIMES	1	9/9	12/9	2 330	2 330					90				P	9 275		258	5	15
NIMAGINE - NIMES	1	5/11	13/11	1 657	1 657					154				P	18 028		128	6	3
Niort (F)																			
SALON ATLANTICA	1	11/10	13/10	22 948	15 660	652	7 288	180	7	489	16			T	6 331	133	267	6	3
Nürnberg (D)																			
BIOFACH + VIVANESS	1	26/7	29/7	36 601	36 601	22 376			92	2 301	1 667			T	24 251	11 800	509	7	22, 2
Chillventa	2	11/10	13/10	41 394	41 394	24 727			43	843	586			T	30 511	17 179	509	7	5
ConSozial	1	7/12	8/12	3 930	3 930	98			4	213	10			T	4 415	27	509	7	22
embedded world	1	21/6	23/6	20 181	20 181	9 687			38	724	415			T	17 399	7 888	509	7	18
Enforce Tac	1	1/3	2/3	7 093	7 084	3 524	9	9	34	373	221			T	4 071	2 016	509	7	21
EUROGUSS	2	8/6	10/6	20 918	20 918	12 338			34	638	365			T	10 709	5 438	509	7	19
FACHPACK	1	27/9	29/9	45 125	45 125	13 886			42	1 153	492			T	30 705	9 786	509	7	11
FENSTERBAU FRONTALE + HOLZ-HANDWERK	2	12/7	15/7	38 818	38 818	16 590			31	704	334			T	28 769	7 840	509	7	5
FeuerTrutz	1	29/6	30/6	5 305	5 305	542			13	206	29			T	4 247	370	509	7	19
GaLaBau	2	14/9	17/9	57 202	57 202	13 700			32	1 093	264			T	61 433	6 451	509	7	5
IFH/Intherm	2	26/4	29/4	25 213	25 133	2 929	80		12	318	45			T	29 803	536	321	7	5, 9
Insights-X	1	5/10	7/10	4 688	4 688	3 190			33	150	100			T	2 540	1 532	623	7	11
Interzoo	2	24/5	27/5	50 238	50 238	35 545			59	1 326	1 046			T	27 861	20 163	705	7	3
it-sa	1	25/10	27/10	13 953	13 953	2 521			29	693	199			T	15 017	1 082	509	7	7
IWA OutdoorClassics	1	3/3	6/3	31 579	31 579	23 504			51	854	675			T	19 517	11 602	509	7	3
PCIM Europe	1	10/5	12/5	12 684	12 684	5 570			29	384	198	66	42	T	11 306	3 673	464	7	18
POWTECH	2	27/9	29/9	15 623	15 623	5 148			21	477	193			T	7 688	3 293	509	7	17, 22
SENSOR+TEST	1	10/5	12/5	5 477	5 477	1 814			26	370	139			T	4 198	1 167	30	7	19
SMTconnect	1	10/5	12/5	9 826	9 826	2 354			23	273	108	49	27	T	9 555	3 350	464	7	18
SPS - Smart Production Solutions	1	8/11	10/11	62 527	62 527	10 899			38	999	298			T	43 813	12 652	464	7	18
Offenbach (D)																			
ILM 5-7 3 2022 Edition #155	1	5/3	7/3	#VALUE!	9 644	4 872			20	172	98			T	1 677	434	475	7	25

(*) Please refer to each national definition given at the beginning of the report

2022 EVENTS BY CITY

	Interval Year	Opening date	Closing date	Space				Exhibitors						Visitors/Visits (*)		Organizer	Auditor	Industry sector		
				Rented Space (sq.m)				Exhibitors with their own stands			Represented firms			Admission for Trade/Public	Total					
				Total	Halls		Open air	from ... countries	Total	Foreign/ International (*)	Total	Foreign/ International (*)	Total		Foreign/ International (*)					
Offenbach (D)																				
	1	3/9	5/9	10 319	10 319	5 306			22	190	110			T	1 986	569	475	7	25	
Oporto (P)																				
ufi	2	13/10	16/10	9 047	9 027	567	20	0	4	239	22	0	0	T/P	23 958	669	257	2	5	
ufi	1	2/4	4/4	5 743	5 743	1 119	0	0	13	149	42	0	0	T/P	19 738	1 238	257	2	14	
ufi	2	21/4	24/4	3 562	3 562	237	0	0	2	47	3	0	0	T	incl. in "IDF Spring By Interdecoreção"		257	2	12, 13	
ufi	2	10/11	12/11	3 382	3 382	783	0	0	4	66	15	0	0	T	2 700	229	257	2	19, 5	
ufi	1	8/9	11/9	2 745	2 745	490	0	0	2	73	38	0	0	T	2 982	104	257	2	12, 13	
ufi	1	21/4	24/4	2 414	2 414	147	0	0	3	65	3	0	0	T	5 317	336	257	2	12, 13	
ufi	2	10/11	12/11	1 419	1 419	159	0	0	2	31	3	0	0	T	1 090	44	257	2	19, 25	See note
ufi	1	22/9	25/9	2 062	2 062	243	0	0	5	88	11	0	0	T	3 083	128	257	2	24	
Note: together with "EXPOCOURO - International Leather Fair"																				
Orleans (F)																				
	1	25/3	3/4	6 729	3 988	42	2 741		2	191	3			P	21 957		514	6	27	
	1	25/11	28/11	3 052	3 052	45			1	222	3			P	21 795		514	6	2	
	1	30/9	3/10	4 574	4 574					202				P	21 043		514	6	15	
	1	11/10	11/10	335	335					74				T	414		148	6	3	
Osmaniye (TR)																				
	1	25/11	4/12	2 000	2 000	0				24	0	5	5	T/P	12 000	0	685	11	8	
Oulu (SF)																				
	1	22/4	24/4	2 114	2 114		0		2	107			1	T/P	5 506		506	10	5	
	2	18/5	19/5	5 166	4 592		574		6	251			77	T	3 343		255	10	19	
	1	17/9	18/9	909	891		18		1	137			1	P	2 726		506	10	3	
Oulx (I)																				
	2	1/7	3/7	7 383	313	0	7 070	40	10	123	36	46	35	T/P	4 625	394	156		1	
Padova (I)																				
	1	4/7	5/7	1 200	1 200	0	0	0	1	42	0			T	99	99	517		12	
	1	20/10	23/10	55 000	46 291	7 043	8 709	1 666	15	846	90			P	66 302	35 010	390		16	
	1	21/9	23/9	8 000	8 000					158	13			T	2 668	312	290		1	
	2	5/10	7/10	8 626	8 626					170	21			T	6 000	131	597		26	
	1	4/7	6/7	960	960				1	42				T	99	60	517		12	
Paris (F)																				
ufi	2x1	7/2	9/2	548	548	509			11	77	73			T			471		25	
ufi	2x1	4/7	6/7	1 194	1 194	1 194			8	137	137			T			471		25	
	1	5/4	6/4	3 123	3 123	160			11	292	15			T	6 900	528	104	6	21	
	1	16/11	20/11	2 240	2 240	198			9	223	23			P	33 272		148	6	15	
	1	22/3	24/3	4 246	4 246	222			12	407	23			T	6 430	302	380	6	21	
	1	23/6	25/6	609	609	50			10	84	23			T	3 640		704	6	25	
	2	7/6	9/6	6 663	6 663	2 440			14	206	38			T	6 034	625	323	6	26	
	1	21/10	30/10	6 109	6 109	577			15	182	24			P	64 472	184	148	6	27	

(*) Please refer to each national definition given at the beginning of the report

2022 EVENTS BY CITY

	Interval Year	Opening date	Closing date	Space					Exhibitors					Visitors/Visits (*)			Organizer	Auditor	Industry sector
				Rented Space (sq.m)					Exhibitors with their own stands			Represented firms		Admission for Trade/Public	Total				
				Total	Halls		Open air		from ... countries	Total	Foreign/International (*)	Total	Foreign/International (*)		Total	Foreign/International (*)			
	Total	Foreign/International (*)	Total	Foreign/International (*)															
Paris (F)																			
FOIRE DE PARIS	1	28/4	9/5	35 216	35 216	4 410			36	1 128	181			P	335 554		148	6	27
FRANCHISE EXPO PARIS	1	20/3	23/3	9 097	9 070	760	27		14	506	80			T	16 335	796	578	6	4
FROMAGE ET PRODUITS LAITIERS	2	27/2	2/3	3 568	3 568	961			12	250	88			T	6 645	1 221	148	6	2
GOURMET SELECTION	1	25/9	26/9	2 315	2 315	470			11	280	60			T	3 043	292	602	6	2
HYVOLUTION	1	11/5	12/5	3 143	3 143	474			16	301	50			T	4 384	459	325		10
IBS & SMARTCITY & SMART GRID	1	8/11	9/11	1 644	1 644	458			8	146	34			T	4 035	159	380		15
KIDEXPO - PARIS	1	27/10	30/10	2 861	2 861	112			3	104	4			P	29 138		325	6	13
L'AIGUILLE EN FÊTE	1	10/3	13/3	1 485	1 485	103			8	153	13			P	17 779		160	6	3
LE SALON DE L'IMMOBILIER NEUF	1	1/4	3/4	1 523	1 523	36				59	2			P	9 842		518	6	15
LE SALON DU MARIAGE - MARIONS-NOUS	2x1	17/9	18/9	3 234	3 234	17				271	1			P	35 783		201	5	3
LE SALON DU MARIAGE - MARIONS-NOUS	2x1	29/1	30/1	2 908	2 908					237				P	31 626		201	5	3
MUSEUM CONNECTIONS	1	30/3	31/3	2 410	2 410	862			20	384	116			T	2 093		231	6	3
PARIS COFFEE SHOW	1	10/9	12/9	1 005	1 005	145			8	80	13			P	2 187	419	150		2
PARIS RETAIL WEEK (E-COMMERCE/DIGITAL IN STORE)	1	20/9	22/9	5 665	5 665	1 421			24	367	82			T	13 704	1 771	148	6	4
PLONGEE SOUS-MARINE	1	7/1	10/1	4 185	4 185	811				329	99			P	27 123		351	5	3
PREMIERE CLASSE	2x1	30/9	3/10	2 147	2 147	1 335			33	299	188			T	5 187	2 473	704	6	25
RETROMOBILE	1	2/2	6/2	19 510	19 510	3 225			17	361	61			P	91 088		148	6	3
S.I.A - SALON INTERNATIONAL DE L'AGRICULTURE	1	26/2	6/3	34 773	34 476	1 457	297		17	916	34			T/P	484 998		148	6	1
SALON DE LA COPROPRIÉTÉ, DE L'HABITAT DURABLE ET CONNECTÉ	1	8/11	9/11	2 554	2 554	18			1	217	2			T	7 581	50	104	6	15
SALON DE LA PHOTO - PARIS	1	6/10	9/10	2 450	2 450	144			5	86	6	4		P	24 706		148	6	3
SALON MOTO LEGENDE	1	18/11	20/11	4 378	4 378	450			6	243	20			P	11 527		200	6	26
SIEC	1	21/9	22/9	2 826	2 826	71			5	82	6			T	2 844	136	148	5	15
SIRHA EUROPAIN	2	26/3	29/3	7 805	7 805	1 053			11	227	33	4	3	T	16 949	2 843	325	6	2
SITEM	1	28/6	30/6	1 228	1 228	213			9	130	23			T	1 885	133	496	6	3
SOLUTIONS CSE PARIS	2x1	22/3	24/3	1 494	1 494	18			3	156	3	28	5	T	2 516		148	6	3
SOLUTIONS CSE PARIS	2x1	20/9	22/9	1 761	1 761	15			3	204	3	23	5	T	3 710		148	6	3
TECHINNOV	1	23/3	23/3	625	625	14				147	3			T	742	16	129	5	19
TEXWORLD EVOLUTION PARIS	2x1	7/2	9/2	2 246	2 246	2 246			13	122	122			T	2 781	1 751	471	6	25
TEXWORLD EVOLUTION PARIS	2x1	4/7	6/7	3 978	3 978	3 947			17	260	256			T	3 604	3 023	471	6	25
TRUSTECH	1	29/11	1/12	2 222	2 222	1 881			30	150	123			T	4 407	2 983	148	6	21
VERSION SCRAP - PARIS	1	1/4	3/4	701	701	71			2	40	5			P	3 297		327	6	3
VINS DES VIGNERONS INDEPENDANTS - PARIS	1	18/3	21/3	1 567	1 567					290				P	17 634		694	6	1
VINS DES VIGNERONS INDÉPENDANTS - PARIS	1	24/11	27/11	4 569	4 569					748				P	85 775		694	6	1
WHO'S NEXT - IMPACT - TRAFIC	2x1	21/1	24/1	10 751	10 751	4 766			33	673	261			T	13 878	2 547	704	6	25
WHO'S NEXT - IMPACT - TRAFIC	2x1	2/9	5/9	14 519	14 519	7 738			48	911	460			T	17 543	5 128	704	6	25
WINE PARIS & VINEXPO PARIS	1	14/2	16/2	26 187	26 187	4 404			31	2 705	490	93	23	T	23 683	6 791	695		1
CIBUS	2	3/5	6/5	52 825	50 333	1 150	2 492	0	115	1 029	35	512	40	T	37 108	4 753	290	8	2
CIBUS TEC FORUM	1	25/10	26/10	3 170	3 170	45	0	0	11	108	5	40	17	T	2 196	160	420	8	19
MECFOR	1	24/5	26/5	2 336	2 336	192	0	0	11	93	5	47	26	T	3 011	342	290		19
MERCANTEINFIERA AUTUNNO	1	1/10	9/10	20 592	20 592	1 158	0	0	18	913	52	0	0	P	47 083	2 256	290	8	3

(*) Please refer to each national definition given at the beginning of the report

2022 EVENTS BY CITY

	Interval Year	Opening date	Closing date	Space						Exhibitors						Visitors/Visits (*)		Organizer	Auditor	Industry sector	
				Rented Space (sq.m)						Exhibitors with their own stands			Represented firms			Admission for Trade/Public	Total				Foreign/International (*)
				Total	Halls		Open air		from ... countries	Total	Foreign/International (*)	Total	Foreign/International (*)	Total	Foreign/International (*)						
Total	Foreign/International (*)	Total	Foreign/International (*)		Total	Foreign/International (*)															
Paris (F)																					
	1	12/3	20/3	19 633	19 633	946	0	0	16	872	46	0	0	T/P	40 315	1 575	290		3		
	1	10/9	18/9	42 074	39 548	13 295	2 526	0	13	219	38	97	33	P	101 985		290	8	3		
	1	24/5	26/5	27 906	27 906	2 481	0	0	16	447	61	312	204	T	36 522	1 290	473		19		
Perpignan (F)																					
	1	27/4	28/4	1 511	1 511	144			7	152	15			T	1 964	160	11	6	1		
Piacenza (I)																					
	1	4/3	6/3	2 872	2 872	432	0	0	16	122	22	0	0	T/P	11 723		526	8	1		
	1	28/4	30/4	7 392	5 946	212	1 446	0	13	181	13	34	19	T	2 361	141	456	8	5		
	1	8/6	10/6	953	953	25	0	0	3	34	2	7	2	T	incl. in "SIMEI"		456	8	17		
	1	8/6	10/6	3 787	3 213	96	574	0	11	120	4	34	17	T	3 158	115	456	8	9		
Plailly (F)																					
	2x1	16/5	17/5	469	469	15			1	71	3	18	5	T	1 135		148	6	3		
Plovdiv (BG)																					
	1	9/3	13/3	15 447	7 879	656	7 568	292	6	226	38			T/P	21 099	170	369	3	1		
	1	9/3	13/3	804	800	121	4	0	5	55	11			T/P	incl. in AGRA		369	3	2		
	1	19/9	24/9	2 496	930	532	1 566	34	13	107	77			T	5 882	76	369	3	19		
	1	9/3	13/3	1 416	1 415	352	1	0	16	106	49			T/P	incl. in AGRA		369	3	2		
Poitiers (F)																					
	1	6/3	6/3	1 883	1 883	24				119	2			P	1 162		65	5	3		
	1	29/10	30/10	2 194	2 194					124				P	4 399		69	5	3		
	1	30/1	31/1	3 120	3 120	210			9	270	19			T	804		145	6	5		
	1	22/10	23/10	126	126					8				P	1 204		66	5	1		
	1	18/5	22/5	6 855	2 877		3 978			146				P	42 700		520	6	27		
	1	12/11	14/11	2 000	2 000					90				P	35 000		137	5	1		
	1	7/10	9/10	1 244	1 224		20			76				P	10 886		520	6	15		
	1	12/2	13/2	739	739	108				84	2			P	5 558		68	6	11		
	1	19/11	20/11	1 071	1 071					100				P	7 825		520	6	2		
	1	27/2	27/2	1 400	1 400					70				P	1 618		7	5	3		
	1	29/9	29/9	288	288				2	67	5			T	500		148		3		
	1	29/5	29/5	471	471					22				P	1 850		658	5	3		
Pordenone (I)																					
	1	16/2	18/2	1 662	1 617	401	45		74	103	29	9	6	T	1 698	237	536	8	1		
	1	28/9	29/9	5 791	5 791	1 871			189	295	106	88	53	T	3 540	1 311	551	8	19, 18		
	2	31/3	2/4	13 397	13 357	159	40		274	284	10	210	85	T/P	11 588	436	536	8	19		
	2	31/3	2/4	1 411	1 411				26	26		30	6	T/P	incl. in "SAMUMETAL"		536	8	19		
	1	18/10	21/10	17 000	17 000	4 865			309	440	131	101	38	T	21 022	8 150	259	8	12, 19		
Poznan (PL)																					
	1	2/12	4/12	881	881	0	0	0	1	77	0			P	4 608		493	3	3		
	1	1/2	4/2	10 998	10 998	2 852	0	0	21	298	100			T	12 240	1 225	493	3	5		
	1	21/10	23/10	17 159	17 135	4 374	24	0	5	99	14			T	19 504	4	493	3	16		
	1	15/12	18/12	2 251	2 251	140	0	0	3	112	6			T	18 471		493	3	3		
	1	4/10	5/10	472	472	52	0		3	29	3			T	1 220	17	493	3	4		
	1	5/11	6/11	1 144	1 135	134	9	0	5	59	4			T/P	16 315		493	3	3		

(*) Please refer to each national definition given at the beginning of the report

2022 EVENTS BY CITY

	Interval Year	Opening date	Closing date	Space						Exhibitors				Visitors/Visits (*)				Organizer	Auditor	Industry sector
				Rented Space (sq.m)						Exhibitors with their own stands				Admission for Trade/Public						
				Total	Halls		Open air		from ... countries	Total	Foreign/International (*)	Total	Foreign/International (*)	Total	Foreign/International (*)	Total	Foreign/International (*)			
	Total	Foreign/International (*)	Total	Foreign/International (*)																
Poznan (PL)																				
ufl	DREMA	1	13/9	16/9	13 610	12 879	2 416	731	120	18	377	84			T	7 989	489	493	3	12
	EDUCATION AND BOOK FAIR	1	11/3	13/3	2 990	2 990	43	0	0	6	241	11			P	41 355		493	3	8
	EURO TARGET SHOW	1	25/3	27/3	2 306	2 306	133	0	0	3	90	6			P	5 905	2	493	3	3
	EXPOPOWER	1	25/4	27/4	180	180	18	0	0	1	7	1			T	incl. in SAWO		493	3	9
	FOCAST	1	31/5	3/6	101	101	0	0	0	1	11	0			T	incl. in ITM		493	3	19
	Garden Fair (spring)	1	26/3	27/3	799	799	30	0	0	1	49	1			P	3 398		493	3	1
	GARDENIA	1	17/11	19/11	8 357	8 357	1 361	0	0	13	270	56			T	12 067	227	493	3	3
	Golden Marketing Conference	1	21/4	21/4	6	6	0	0	0	1	1	0			T	312		493	3	4
	GREENPOWER	1	25/4	27/4	1 964	1 964	691	0	0	6	71	28			T	incl. in SAWO		493	3	9
	H2 POLAND	1	17/5	18/5	473	437	19	36	0	5	53	5			T	1 306		493	3	9
	HOBBY	1	29/10	30/10	5 504	5 504	80	0	0	3	98	2			P	9 285		493	3	3
ufl	HOME DÉCOR	1	16/5	19/5	1 731	1 551	270	180	180	4	50	4			T	incl. in MEBLE		493	3	12
ufl	INSTALACJE	1	25/4	27/4	5 777	5 632	1 953	145	0	12	138	45			T	incl. in SAWO		493	3	5
	INTERMASZ/INFRATEC	1	1/2	4/2	827	827	0	0	0	1	12	1			T	incl. in BUDMA		493	3	19
	ITM Industry Europe	1	31/5	3/6	12 816	12 816	5 435	0	0	19	366	154			T	12 687	252	493	3	19
	KOMINKI	1	1/2	4/2	243	243	20	0	0	3	23	5			T	incl. in BUDMA		493	3	12
	LOCAL TRENDS	1	17/10	18/10	144	144	26	0	0	1	13	2			T	1 022		493	3	4
	LOOK BEAUTY VISION	1	7/5	8/5	3 046	3 046	251	0	0	6	105	10			T	6 353	15	493	3	14
ufl	MEBLE	1	16/5	19/5	15 952	15 871	2 293	81	0		175	43			T	11 491	3 680	493	3	12
	MODERNLOG	1	31/8	3/9	967	967	27	0	0	4	33	3			T	incl. in ITM		493	3	26
	PGA	1	7/10	9/10	7 539	7 539	921	0	0	10	107	14			P	39 733		493	3	3
ufl	POLAGRA FOOD/HORECA/FOODTECH	1	26/9	28/9	5 081	4 952	970	129	29	18	134	40			T	incl. in TAROPAK		493	3	2
ufl	POLECO	1	19/10	21/10	5 339	5 242	511	97	0	9	152	19			T	5 134	87	493	3	10
ufl	POZNAN MOTOR SHOW	1	7/4	10/4	8 900	6 444	816	2 456	1 600	5	65	10			T/P	43 451		507	3	16
	POZNAN RUN EXPO	1	14/10	16/10	263	263	0	0	0	1	16	0			P	11 945		493	3	3
	Poznanskie Salon Optyczny	1	1/4	2/4	140	140	15	0	0	2	23	1			T	176		493	3	23
	REAL ESTATE	2x1	12/3	13/3	983	983	12	0	0	2	72	7			P			507	3	15
	REAL ESTATE	2x1	24/9	25/9	1 078	1 078	28	0	0	2	75	2			P			507	3	15
	RETRO MOTOR SHOW	1	28/10	30/10	16 261	16 261	95	0	0	1	134	3			P	20 823		493	3	16
ufl	SALMED	1	23/3	25/3	1 537	1 537	102	0	0	6	131	12			T	2 059	90	493	3	22
ufl	SAWO	1	25/4	27/4	4 921	4 921	2 046	0	0	19	174	79			T	14 695	383	493	3	7
ufl	SECUREX	1	25/4	27/4	1 561	1 522	398	39	0	8	93	23			T	incl. in SAWO		493	3	7
	STONE	1	23/11	25/11	2 383	2 383	742	0	0	14	83	39			T	2 085	252	493	3	5
	SUBCONTRACTING	1	31/5	3/6	340	340	60	0	0	4	33	5			T	incl. in ITM		493	3	19
	TAROPAK	2	26/9	28/9	2 136	2 136	599	0	0	10	99	30			T	7 745	293	493	3	11
	TASTE OF REGION	1	24/9	26/9	1 623	1 623	0	0	0	1	117	0			P	20 406		493	3	2
ufl	TOUR SALON	1	21/10	23/10	1 289	1 029	74	260	0	5	92	14			T	incl. in Caravans Salon		493	3	6
	TTM	1	7/4	10/4	4 376	4 057	1 620	319	140	8	140	55			T	9 938	110	493	3	16
	VIVA SENIORZY	1	30/9	1/10	939	939	0	0	0	1	78	0			P	2 599		493	3	3
	WINO	1	17/3	19/3	419	419	6	0	0	2	55	1			T/P	1 157		493	3	2
	YACHT SALON	1	21/10	23/10	843	843	0	0	0	1	20	0			T	incl. in Caravans Salon		493	3	3
Quimper (F)																				
	AUX VIGNOBLES I QUIMPER	1	26/3	28/3	873	873					91				P	3 682		328	6	1
	VIVING - QUIMPER	1	8/10	10/10	2 289	2 289					102				P	10 040		328	6	15

(*) Please refer to each national definition given at the beginning of the report

2022 EVENTS BY CITY

	Interval Year	Opening date	Closing date	Space					Exhibitors					Visitors/visits (*)		Organizer	Auditor	Industry sector	
				Rented Space (sq.m)					Exhibitors with their own stands			Represented firms		Admission for Trade/Public	Total				Foreign/International (*)
				Total	Halls		Open air		from ... countries	Total	Foreign/International (*)	Total	Foreign/International (*)						
	Total	Foreign/International (*)	Total	Foreign/International (*)															
Reims (F)																			
	1	19/11	20/11	3 088	3 088	18				113	1			P	15 106		562		21
	1	14/10	16/10	1 584	1 555	8	29		1	96	1			P	3 417		562	5	15
	1	17/6	19/6	532	505	9	27		1	48	1			P	3 102		562		2
	1	11/11	14/11	2 270	2 244		26			344				P	31 274		562	5	2
	1	5/5	6/5	374	374	15			2	64	2	9		T	466		148	6	3
	1	25/3	27/3	2 123	2 096	281	27		2	108	6			P	8 774		562	5	1
Rennes (F)																			
	1	29/10	1/11	3 865	3 865					312				P	34 116		328	6	2
	1	29/6	30/6	7 736	7 296	336	440		12	512	21			T	6 447	242	360		10
	1	8/3	10/3	22 942	22 942	2 756			19	1 340	193			T	17 146	1 343	326	6	2
	1	30/4	1/5	1 224	1 224	40			2	93	3			P	12 018		327	6	3
	2x1	7/4	8/4	523	523	6			1	89	1	10		T	691		148	6	3
	2x1	18/10	19/10	617	617	3			1	97	1	12		T	1 136		148	6	3
	1	13/9	15/9	50 906	24 072	6 517	26 834	12 606	33	1 119	331	54	27	T	90 134	8 406	621	6	1
	1	6/5	8/5	1 680	1 680					284				P	10 716		694	6	1
Riihimäki (SF)																			
	2	9/6	12/6	6 271	1 616		4 655		6	237		98		T/P	25 748		568	10	3
Rimini (I)																			
	1	27/3	30/3	1 562	1 562	67	0	0	5	59	5	1	0	T	incl. in "SAMUMETAL"		398	8	19
	1	27/3	30/3	11 400	11 400	264	0	0	16	218	10	60	54	T	17 009	585	398	8	2
	1	8/11	11/11	63 171	63 171	4 181	0	0	33	1 256	209	149	55	T	66 455	4 712	398	8	10
	1	30/3	1/4	5 170	5 170	448	0	0	9	69	13	10	3	T	3 898	271	398		18
	2	12/10	14/10	13 457	9 541	1 351	3 916	0	11	82	12	4	2	T	incl. in "TTG"		398	8	26
	1	8/11	11/11	9 637	9 637	1 316	0	0	15	263	40	30	10	T	incl. in "ECOMONDO"		398	8	10
	1	4/5	6/5	18 800	18 800	3 280	0	0	40	600	162	78	16	T	18 863	5 696	135	8	1
	1	27/3	29/3	7 500	7 500	64	0	0	1	40	1	0	0	T	4 274	108	398		19
	1	2/6	5/6	27 041	25 041	2 159	2 000	0	17	204	31	1	0	T/P	26 427	1 656	398		3
	1	12/10	14/10	12 227	11 938	706	289	0	10	222	23	2	1	T	incl. in "BEER&FOOD ATTRACTION"		398	8	2
	1	12/3	16/3	37 695	37 695	2 630	0	0	20	660	91	30	4	T	58 149	6 561	398	8	2
	1	12/10	14/10	8 186	7 561	452	625	0	4	106	6	0	0	T	incl. in "BEER&FOOD ATTRACTION"		398	8	3
	1	27/9	30/9	27 499	27 499	5 692	0	0	17	254	73	17	4	T	9 305	3 039	398	8	19
	1	12/10	14/10	22 023	21 873	2 732	150	0	76	1 885	504	0	0	T	27 313	1 906	398	8	3
	1	16/6	18/6	6 216	5 795	836	421	0	25	234	64	0	0	T	8 727	267	593	8	8
Riva del garda (I)																			
	2x1	15/1	18/1	12 635	12 635	6 483			41	373	255			T	4 070	2 738	569		25
	2x1	11/6	14/6	21 451	21 451	14 778			41	714	522	0	0	T	4 216	2 794	569	8	25
	1	21/3	24/3	13 204	13 204	574			19	441	18	41	41	T/P	10 664	271	569	8	25
Roanne (F)																			
	1	9/12	11/12	668	668					71				P	11 894		428	6	27

(*) Please refer to each national definition given at the beginning of the report

2022 EVENTS BY CITY

	Interval Year	Opening date	Closing date	Space					Exhibitors					Visitors/Visits (*)			Organizer	Auditor	Industry sector
				Rented Space (sq.m)					Exhibitors with their own stands			Represented firms		Admission for Trade/Public	Total				
				Total	Halls		Open air		from ... countries	Total	Foreign/International (*)	Total	Foreign/International (*)		Total	Foreign/International (*)			
	Total	Foreign/International (*)	Total	Foreign/International (*)		Total	Foreign/International (*)	Total	Foreign/International (*)		Total	Foreign/International (*)							
Roma (I)																			
BLUE PLANET ECONOMY EUROPEAN EXPOFORUM	1	19/10	21/10	200	200				1	18				T	139	16	289	4	1,9,10
Borsa del Matrimonio in Italia - BMII	1	6/5	7/5	800	800				1	70		56		T	77	47	293	4	2,3,6
Canapa Mundi	1	1/4	3/4	408	408				8	89	26	48	33	T/P	11 622	1 160	661	4	10
CODEWAY - Cooperation Development EXCO	1	18/5	20/5	1 125	1 125	56			5	48	4	3	3	T/P	611	103	289	8	2,25
Edilsocialexpo	1	22/9	24/9	3 726	3 526		200		12	111	17			T/P	12 004	317	612	4	5,12
EVOO EXPO ROMA -EXPOFORUM	1	13/9	15/9	460	460				1	25				T/P	724	121	289	4	1,2
Festival dell'Oriente	1	23/4	25/4	6 912	6 912				12	108	28			T/P	29 000		362	4	2,3,6
Fiera Mondiale Campionaria del Peperoncino di Rieti	1	24/8	28/8	7 580	4 375	375	3 205	1 205	8	91	8	38	12	T/P	152 148	1 148	567	4	1,2,27
Maker Faire Rome - The European Edition	1	7/10	9/10	12 000	12 000				17	303	45			T/P	42 527	3 002	381	4	8,10,19
NSE - New Space Economy European Expoforum	1	1/12	3/12	1 485	1 485	78	0	0	7	96	8	0	0	T	1 532	380	289	8	19,20,21
Ro.Me Museum Exhibition	1	16/11	18/11	288	288	24	0	0	5	68	6	5	5	T	909	55	289	8	3,4,6
Roma International Estetica	1	19/3	21/3	3 250	3 250	156			13	56	5			T/P	42	17	289	4	14
ROMA TRAVEL SHOW	1	6/5	8/5	2 000	2 000				17	146	50	280	80	T/P	14 023	23	228	4	3
ROMASPOSA - Salone Internazionale della Sposa	2x1	6/10	9/10	8 000	8 000	2 000			16	205		60	50	T/P	21 750	250	293	4	2,3,4
Rome Food Excel Levante Prof	1	24/4	27/4	2 100	2 100	430			5	51	9			T	4 410	590	423	4	2,7
Welfair - il Benessere in Fiera	1	13/10	15/10	216	216				1	27				T	401	40	289	4	22
ZEROEMISSION MEDITERRANEAN	1	12/10	14/10	2 005	1 605	156	400		13	110	14	18	15	T	2 530	118	6	4	9,10,16
Rotterdam (NL)																			
Gastvrij Rotterdam	1	19/9	21/9	9 553	9 553					450				T	16 757		572		2
Rotterdam Tattoo Convention	1	23/4	24/4	2 150	2 150					150				P	3 000		572		3
Safety&Health@Work	2	5/10	6/10	1 532	1 532					100				T	2 058		572		8
Stocexpo Europe	1	23/5	25/5	4 500	4 500					300				T	3 000		194		19
Rouen (F)																			
CREATIVA - ROUEN	1	29/9	2/10	1 114	1 114	34			3	104	3			P	16 069		573	6	3
FOIRE INTERNATIONALE - ROUEN	1	25/3	3/4	13 518	6 921	143	6 597	145	9	390	11			P	51 896		573	6	27
HABITAT DECO - ROUEN	1	30/9	2/10	1 838	1 838					93				P	12 767		573	6	15
ROUEN TATTOO FESTIVAL	1	15/4	17/4	1 425	1 425	200				212	31			P	9 962		574	5	3
SALON GOURMAND (VINS ET TERROIR - CHOCOLAT) - ROUEN	1	11/11	13/11	2 985	2 985	15			2	276	2			P	35 003		573		2
SEPTEM INDUSTRIE - ROUEN	1	26/4	28/4	4 651	4 651	171			7	370	15	81	1	T	3 838	205	233	5	19
SOLUTIONS CSE ROUEN	2x1	3/5	4/5	612	612					92		19	5	T	956		148	6	3
SOLUTIONS CSE ROUEN	2x1	13/10	14/10	726	726	6			1	104	1	18	4	T	1 363		148	6	3
Rovaniemi (SF)																			
Construction Fair 2022 Rovaniemi	1	7/5	8/5	614	538		76		3	49		0		T/P	2 088		506	10	5
Saint-Aignan-sur-Cher (F)																			
SOLUTIONS CSE - SAINT AIGNAN SUR CHER	1	29/3	29/3	234	234					52				T	275		148		3
Saint-Amand-Montrond (F)																			
FOIRE SAINT AMAND MONTROND	1	30/4	2/5	3 388	1 371		2 017			84				P	9 384		488	6	27
Saint-Brieuc (F)																			
AUX VIGNOBLES ! SAINT BRIEUC	1	4/11	6/11	504	504					52				P	4 610		328	6	2

(*) Please refer to each national definition given at the beginning of the report

2022 EVENTS BY CITY

	Interval Year	Opening date	Closing date	Space					Exhibitors					Visitors/Visits (*)		Organizer	Auditor	Industry sector		
				Rented Space (sq.m)					Exhibitors with their own stands			Represented firms		Admission for Trade/Public	Total					Foreign/ International (*)
				Total	Halls		Open air		from ... countries	Total	Foreign/ International (*)	Total	Foreign/ International (*)							
	Total	Foreign/ International (*)	Total	Foreign/ International (*)																
Saint-Malo (F)																				
VINS ET GASTRONOMIE - SAINT MALO	1	23/4	25/4	462	462					72				P	3 714		328	6	2	
Sakarya (TR)																				
PSB Anatolia 2022	1	7/9	10/9	500	500	0			29	21	2	0	0	T/P	2 000	1 600	415	11	12	
Sakarya 4. Agriculture Farming Agriculture Machinery Technology Fair	1	10/11	13/11	2 500	2 500	0			29	147	3	0	0	T/P	2 000	1 600	329	11	1	
Salzburg (AT)																				
Alles für den Gast	1	5/11	9/11	22 087	22 087	6 788	0			628	246			T	28 007		579	1	2	
Samsun (TR)																				
Istanbul Inventions Fair	1	30/8	4/9	2 344	2 344	1 004			4	97	63	0	0	T/P	6 577	1 268	14	11	27	
Karadeniz 7th Book Fair 2022	1	1/10	9/10	2 000	2 000	0				29	0	0	0	T/P	32 500	0	674	11	8	
SAGEF - Cosmetic,Beauty,Medical,Aesthetic,Device and Equipment Fair	1	24/2	26/2	28 135	28 135	2 350			27	569	142	150	150	T/P	58 555	8 107	27	11	14	
Samsun Agriculture Fair 2022 7th Agriculture, Stock Breeding and Technologies Fair	1	14/9	18/9	1 955	1 955	0				30	0	0	0	T/P	2 500	126	674	11	1	
Samsun Construction 2022 6th Building, Construction Materials, Installation, Heating, Cooling, Air Conditioning, Natural Gas and Technologies Fair	1	12/5	15/5	15 177	15 177	10 550			39	446	305	0	0	T/P	31 905	8 674	674	11	5	
Samsun Furniture-Decoration Fair 2022 7th Furniture, Interior Design, Lighting, Decoration and Accessoreis Fair	1	8/3	13/3	41 405	41 405	3 823			41	1 087	211	404	404	T/P	64 047	10 227	674	11	12	
Start Beauty Samsun Expo Samsun Aesthetics, Cosmetic and Beauty Expo	1	4/6	7/6	10 117	10 117	1 625			22	306	50	67	67	T/P	12 075	2 131	629	11	14	
Şanlıurfa (TR)																				
Şanlıurfa Agriculture and Animalhusbandry Fair	1	15/2	19/2	1 500	1 500	0				37	0	0	0	T/P	35 000	0	335	11	1	
Şanlıurfa Book Fair	1	3/12	11/12	6 452	6 452	196			5	179	5	8	8	T/P	9 871	2 663	262	11	8	
Şanlıurfa Food,Food Technologies Fair	1	15/2	19/2	2 550	2 550	0				75	0	0	0	T/P	107 000	0	335	11	2	
Şanlıurfa Marriage Preparations and Fumiture Fair	1	13/9	18/9	5 581	5 581	0				98	0	0	0	T/P	4 512	36	683	11	12	
Santa Cruz de Tenerife (E)																				
7º Salón Gastronómico de Canarias GastroCanarias 2022	1	27/9	29/9	5 234	3 866	32	16	0	2	72	1	0	0	T/P	9 849	0	370, 389	9	2	
Exposaldo	1	16/11	20/11	3 026	2 786	0	0	0	1	74	0	0	0	P	26 875	0	370	9	27	
Tenerife Volcanic Fashion	1	6/5	8/5	2 928	1 248	0	0	0	1	69	0	0	0	T/P	3 142	0	370, 242	9	25, 24	
VIII Salón del Automóvil de Canarias	2	20/10	23/10	6 078	5 028	0	1 050	0	1	52	0	0	0	P	19 068	0	370, 121	9	16	
Santa Lucia di Piave (I)																				
FIERA DI SANTA LUCIA DI PIAVE	1	10/12	12/12	25 623	796	0	24 827	0	3	156	3	149	69	T/P	18 908		90	8	1	
Santander (E)																				
FERIA DEL PRODUCTO DE CANTABRIA	1	9/12	11/12	1 014	1 014	0	0	0	1	87	0	0	0	P	13 389	0	202		2	
FERIA OUTLET		23/9	25/9	1 184	1 184	0	0	0	1	59	0	0	0	P	26 344	0	119		25	
V FERIA BIOCANTABRIA	1	21/10	23/10	588	588	0	0	0	1	64	0	0	0	P	13 389	0	453		10	
VI SALÓN INMOBILIARIO DE CANTABRIA	1	14/10	16/10	742	742	0	0	0	1	35	0	0	0	P	4 778	0	202		12	

(*) Please refer to each national definition given at the beginning of the report

2022 EVENTS BY CITY

	Interval Year	Opening date	Closing date	Space					Exhibitors					Visitors/Visits (*)			Organizer	Auditor	Industry sector
				Rented Space (sq.m)					Exhibitors with their own stands			Represented firms		Admission for Trade/Public	Total				
				Total	Halls		Open air		from ... countries	Total	Foreign/International (*)	Total	Foreign/International (*)		Total	Foreign/International (*)			
	Total	Foreign/International (*)	Total	Foreign/International (*)		Total	Foreign/International (*)	Total	Foreign/International (*)	Total	Foreign/International (*)		Total	Foreign/International (*)					
Santander (E)																			
XXX FERIA ARTE CONTEMPORANEO	1	16/7	20/7	936	936	104	0	0	5	42	5	0	0	T/P	5 468	0	48		3
Sevilla (E)																			
I REHABILIVING	1	6/10	7/10	1 248	1 248	0	0	0	1	62	0	0	0	T	1 800	0	277		5
II MANGAFEST SUMMER EDITION 2022	1	25/6	26/6	806	806	0	0	0	1	73	0	0	0	P	30 000	0	102		3
III Edición de SHISHA MESSE	1	17/6	19/6	3 704	3 704	0	0	0	1	75	0	0	0	T/P	15 000	0	544		1
III SEVILLA CLASSIC GAS, Salón del Vehículo Clasico	1	19/3	20/3	10 000	7 200	0	2 800	0	1	78	0	0	0	P	8 000	0	599		16
IV FIRECA	1	21/9	23/9	1 374	1 374	272	0	0	4	24	3	0	0	T	673	0	283	9	7
IV MMH	2	18/10	20/10	4 416	4 416	480	0	0	15	175	27	0	0	T	4 807	197	283, 33	9	9
IV SEVILLALANDIA	1	17/12	4/1	9 805	9 805	0	0	0	1	29	0	0	0	P	35 853	0	236		3
VI Edición de Aerospace & Defense Meetings	2	7/6	9/6	1 138	1 138	686	0	0	17	205	77	0	0	T	1 116	0	95		20
X MANGAFEST	1	2/12	4/12	806	806	0	0	0	1	73	0	0	0	P	22 177	0	102		3
XI EXPOBELLEZA	1	5/2	7/2	1 150	1 150	86	0	0	6	49	7	0	0	T/P	6 240	0	283	9	14
XII ARNOLD	1	16/9	18/9	5 893	5 893	0	0	0	1	35	0	0	0	T/P	12 209	0	8		3
XII SALÓN DEL MOTOR DE SEVILLA	1	28/10	1/11	22 413	22 413	0	0	0	1	51	0	0	0	P	49 000	0	283, 268	9	16
XVII FERIA DE LA MUJER	1	7/10	8/10	343	343	0	0	0	1	15	0	0	0	P	4 000	0	491		3
XX FERIA DE LAS CIENCIAS	1	12/5	14/5	1 603	1 603	0	0	0	1	96	0	0	0	P	27 000	0	45		19
XXVII Edición de SIMOF, Salón Internacional de la Moda Flamenca	1	3/2	6/2	1 019	1 019	0	0	0	1	80	0	110	0	T/P	14 059	0	283, 180	9	25
XXXVII FERIA DEL CORREDOR	1	18/2	19/2	2 856	2 856	0	0	0	1	51	0	0	0	P	14 594	0	491		3
Silleda (E)																			
AQUAFUTURE	1	23/3	25/3	4 173	3 574	1 058	0	0	17	120	47	0	0	T	2 200	0	511		1
ENERXÉTIKA	2	3/2	5/2	9 668	3 971	73	0	0	13	88	3	156	54	T	3 946	31	272	9	9
FERIA INTERNACIONAL ABANCA SEMANA VERDE DE GALICIA / SALIMAT ABANCA	1	2/6	5/6	37 681	11 602	787	4 138	100	24	512	34	269	77	T/P	95 042	13 943	272	9	27, 2
GALIFOREST ABANCA	2	30/6	2/7	13 876	0	0	13 726	1 255	25	94	10	262	171	T	6 188	193	272	9	1
MOTOR OKASIÓN	1	29/4	1/5	6 500	6 500	0	0	0	1	14	0	0	0	P	2 500	0	511		16
SEDEXPO	1	17/11	19/11	10 894	2 514	94	0	0	21	91	6	171	94	T	2 378	34	272	9	7
Sopot (PL)																			
CAVALIADA SOPOT	1	20/1	23/1	374	374	9	0	0	2	27	1			T	10 389		493	3	3
Strasbourg (F)																			
AUTO MOTO CLASSIC - STRASBOURG	1	21/10	23/10	4 564	4 564	18			1	73	1			P	11 484		633	6	26
EGAST	2	27/2	2/3	7 508	7 508	140			3	253	6			T	14 091	146	633	6	2
FOIRE EUROPEENNE - STRASBOURG	1	2/9	11/9	14 791	9 445	612	5 346	8	19	323	33			P	89 190		633	6	27
HABITAT - STRASBOURG	1	22/4	25/4	1 661	1 661	12			1	64	1			P	3 701		633	6	15
SALON CSE - STRASBOURG	2x1	6/10	7/10	563	563	9			2	82	2	11		T	1 072		148	6	3
SOLUTIONS CSE STRASBOURG	2x1	29/3	30/3	484	484	9			2	68	2	11		T	673		148	6	3
VINS DES VIGNERONS INDEPENDANTS - STRASBOURG	1	25/3	28/3	3 690	3 690					572				P	29 934		694	6	1
Stuttgart (D)																			
AMB	2	13/9	17/9	73 799	73 799	14 214			29	1 239	312	18	10	T	64 304	11 516	426	7	19
CastForge	2	21/6	23/6	5 986	5 986	3 909			26	323	219	15	13	T	3 530	1 236	426	7	19
FACHDENTAL Südwest	1	14/10	15/10	2 630	2 630	140			6	164	9	3	2	T	3 706	74	426	7	22
FAIR HANDELN	1	21/4	24/4	2 361	2 361	374			4	80	3			P	10 571		426	7	27
GARTEN outdoor ambiente	1	21/4	24/4	2 457	2 457	66			5	96	6			P	15 248		426	7	3

(*) Please refer to each national definition given at the beginning of the report

2022 EVENTS BY CITY

	Interval Year	Opening date	Closing date	Space						Exhibitors						Visitors/Visits (*)				Organizer	Auditor	Industry sector
				Rented Space (sq.m)						Exhibitors with their own stands			Represented firms			Admission for Trade/Public						
				Total	Halls		Open air			from ... countries	Total	Foreign/ International (*)	Total	Foreign/ International (*)	Total	Foreign/ International (*)	Total	Foreign/ International (*)				
					Total	Foreign/ International (*)	Total	Foreign/ International (*)	Total										Foreign/ International (*)			
Stuttgart (D)																						
GrindingHub	2	17/5	20/5	17 814	17 814	6 958			23	376	165			T	9 573	3 351	426, 689	7	19			
i-Mobility	1	21/4	24/4	3 698	3 698				1	35				T/P	7 709	771	426	7	16			
In_Stand	1	18/10	19/10	1 289	1 289	68			5	69	5			T	739	37	426	7	19, 10			
interbad	2	25/10	28/10	9 197	9 197	3 559			23	266	105	3	3	T	8 157	2 121	426	7	4,5			
Invest	1	20/5	21/5	2 975	2 975	345			12	115	24	2		T/P	7 773	389	426	7	4			
LASYS	2	21/6	23/6	1 762	1 762	571			16	93	32	2		T	2 097	419	426	7	19			
LogiMAT	1	31/5	2/6	61 893	60 614	17 742	1 279		39	1 592	539			T	47 126	9 378	229	7	26			
Markt des guten Geschmacks	1	21/4	24/4	2 445	2 445	373			8	169	36			P	19 242		426	7	2			
MedtecLIVE	1	3/5	5/5	5 304	5 304	1 648			23	431	153			T	3 111	704	457	7	22			
parts2clean	1	11/10	13/10	4 178	4 178	864				144	35			T	2 306	484	168	7	19			
PFLEGE PLUS	2	17/5	19/5	2 812	2 812	71			6	184	8	19	3	P	4 746	47	426	7	22			
Stuttgarter MesseHerbst	1	17/11	20/11	12 802	12 802	1 182			24	681	97			P	105 242	105	426	7	3			
südback	1	22/10	25/10	25 869	25 869	4 715			22	596	126	41	27	T	35 355	6 364	426	7	2			
SurfaceTechnology GERMANY	2	21/6	23/6	6 090	6 090	1 030			18	218	64			T	3 080	832	168	7	19			
VISION	2	4/10	6/10	9 251	9 251	4 938			36	378	223			T	6 501	3 196	426	7	19			
Tampere (SF)																						
Energy Fair	2	25/10	27/10	6 022	5 896		126		10	245		54		T	5 057		255	10	9			
Engineering Works, Nordic Welding Expo and 3D & New Materials	2	29/11	1/12	7 957	7 957		0		9	289		850		T	6 245		638	10	19			
Eurosafety 2022, Workplace Welfare 2022	2	13/9	15/9	5 339	5 299		40		11	199		440		T	7 748		638	10	7,4			
Finnish Craft & Design 2022	1	18/11	20/11	5 679	5 627		52		2	670		0		P	42 371		638	10	3			
Food and Drink industry 2022, Logistics 2022	2	14/9	15/9	2 797	2 758		39		8	147		440		T	7 748		638	10	2,26			
Kokonaisturvallisuus 2022	1	7/10	8/10	1 146	1 146		0		2	58		0		P	5 794		638	10	7			
Lemmikki Tampere 2022	1	8/10	9/10	396	396		0		2	79		0		P	10 968		638	10	3			
Subcontracting 2022	1	27/9	29/9	15 181	14 756		425		13	995		948		T	13 050		638	10	5			
The Horses Fair	1	22/4	24/4	3 903	3 617		286		4	207		1		T/P	16 046		638	10	3			
Virittäydä Vapaalle 2022	1	22/4	24/4	4 445	4 327		118		2	321		0		P	8 749		638	10	3			
Tarbes (F)																						
AGRICULTURE - TARBES	1	10/3	13/3	12 623	4 741	113	7 882	400	2	292	12	24		P	50 477		592	6	1			
BIEN-ÊTRE PYRÉNÉES - TARBES	1	24/9	25/9	495	495	18			1	67	1			P	2 724		639	6	14			
BOURSE D'ECHANGE - TARBES - AVRIL	1	9/4	10/4	6 523	6 523	107				186	4			P	7 000		141	5	27			
BRADERIE DU SKI - TARBES	1	4/11	6/11	1 273	1 273					17				P	6 418		639	6	3			
BREAKFIT - SALON DE LA FORME	1	14/5	15/5	261	261	27			2	23	2			P	2 619		639	6	3			
GEEK FESTIVAL - TARBES	1	3/12	4/12	360	360					24				P	3 477		639	6	3			
MAISON - TARBES	1	14/10	16/10	1 488	1 488					74				P	3 706		127		15			
MARIAGE, PACS ET FETE - TARBES	1	22/1	23/1	787	787					75				P	1 685		127	6	3			
SALON DES SENIORS - TARBES	1	28/4	1/5	532	532					58				P	2 647		127		3			
Tekirdağ (TR)																						
1. Municipal Equipment, Urban and Public Supply Fair	1	17/5	21/5	7 827	7 827	88			13	85	4	23	23	T/P	10 346	1 832	563	11	10			
1st Trakya Camp, Caravan, Nature Sports, Hunting, Shooting, Fishing, Alternative Tourism, Land Vehicles, Sports & Outdoor Clothing and Accessories Fair	1	17/5	21/5	6 200	6 200	0				102	0	12	12	T/P	41 260	16	563	11	27			

(*) Please refer to each national definition given at the beginning of the report

2022 EVENTS BY CITY

Event	Interval Year	Opening date	Closing date	Space				Exhibitors				Visitors/Visits (*)				Organizer	Auditor	Industry sector		
				Rented Space (sq.m)				Exhibitors with their own stands		Represented firms		Admission for Trade/Public								
				Total	Halls	Foreign/International (*)	Open air	Foreign/International (*)	from ... countries	Total	Foreign/International (*)	Total	Foreign/International (*)	Total	Foreign/International (*)					
Tekirdağ (TR)																				
5. Euro Animalia Trakia European Livestock Milk and Dairy Products Industrial, Business Machines Fair	1	1/8	6/8	10 000	10 000	0					65	0	0	0	T/P	186 000	0	563	11	1
Agriculture and Technology Days 2022	1	31/8	3/9	12 896	12 896	135				25	453	5	86	86	T/P	462 753	234	176	11	1
Çerkezköy Industrial Fair ÇEF 2022	1	18/9	20/9	22 376	22 376	3 036				9	297	45	13	13	T/P	27 572	1 514	563	11	27
Çorlu 15. Tarımtech Trakia European Livestock Industry and Food Fair	1	1/8	6/8	3 033	3 033	0					68	0	0	0	T/P	697	697	563	11	1
Tokat (TR)																				
Tokat Food Agriculture, Livestock and Local Products Fair	1	27/9	1/10	22 731	22 731	351				18	341	16	12	12	T/P	16 291	6 369	521	11	1
Torino (I)																				
TERRA MADRE SALONE DEL GUSTO	2	22/9	26/9	80 000	1 000	0	79 000	850	20	641	26	0	0	T/P	350 000	0	607	4	3	
A&T AUTOMATION & TESTING	1	6/4	8/4	18 500	18 500	0	0	0	17	389	8	60	32	T	8 012	499	3	4	18	
ARTISSIMA, INTERNAZIONALE D'ARTE CONTEMPORANEA - TORINO	1	3/11	6/11	5 559	5 559	2 447	0	0	11	174	26	0	0	T/P	33 200	0	50	4	3	
AUTOMOTORETRO'	1	28/4	1/5	39 800	24 800	3 600	15 000	0	11	1 220	285	30	10	T/P	59 330	8 965	97	4	16	
EUROMINERALEXPO – MOSTRA MERCATO DI MINERALI, GEMME, FOSSILI	1	30/9	2/10	13 500	13 500	6 750	0	0	13	240	19	0	0	T/P	7 576	1 589	113	4	3	
FUTURA - CHALLENGE FOR A BETTER MOTION	1	17/11	18/11	2 200	2 000	0	200	0	43	51	8	0	0	T	1 649	38	313	4	5	
SALONE INTERNAZIONALE DEL LIBRO – TORINO	1	19/5	23/5	115 900	115 403	130	497	0	19	1 121	25	174	4	T/P	168 732	16 200	71	4	8	
Torre Pacheco (E)																				
BODA Y HOGAR	1	18/11	20/11	4 328	2 040	0	0	0	1	63	0	0	0	T/P	1 624	0	368	9	25,13	
DESEMBALAJE DE ANTIGUEDADES	1	23/9	25/9	2 760	2 760	0	0	0	1	95	0	0	0	T/P	7 464	0	368	9	3	
EQUIMUR - SALON INTERNACIONAL DE CABALLOS DE RAZAS PURAS	1	1/4	3/4	13 721	2 016	20	0	0	2	58	1	0	0	T/P	8 596	0	368	9	3	
EXPOSICIÓN CANINA	1	5/11	6/11	6 734	780	0	0	0	1	24	0	0	0	T/P	8 277	0	368,556	9	1,3	
FECONS 20.30	1	20/10	22/10	7 288	6 138	0	0	0	1	101	0	0	0	T/P	1 941	0	368	9	5	
GREEN MOTION	1	7/10	9/10	5 486	4 512	0	0	0	1	22	0	0	0	T/P	6 500	0	368	9	16	
SALON DE LA AUTOMOCION E INDUSTRIAS AFINES	1	16/12	18/12	12 714	12 014	0	0	0	1	38	0	0	0	T/P	4 039	0	368	9	16	
SALON DEL CARAVANING	1	27/1	30/1	6 567	5 242	0	0	0	1	37	0	0	0	P	11 452	0	368	9	3	
SALÓN DEL VEHÍCULO DE OCASIÓN	1	20/5	22/5	10 564	7 864	0	0	0	1	33	0	0	0	P	4 730	0	368	9	16	
WINTER FREAK - SALON DEL MANGA Y LA CULTURA ALTERNATIVA	1	12/3	13/3	8 588	608	0	0	0	1	33	0	0	0	P	7 436	0	368	9	3	
Toulouse (F)																				
FOIRE INTERNATIONALE - TOULOUSE	1	9/4	18/4	20 666	20 666	347			10	379	21			P	80 042		324	6	27	
FRANCE CE TOULOUSE	2x1	15/3	16/3	507	507	12			1	71	4	17		T	694		148	6	3	
SEPTEM INDUSTRIES SUD OUEST - TOULOUSE	1	20/9	22/9	3 365	3 365	182			5	281	15	64		T	2 444	78	233	5	19	
SOLUTIONS CSE - TOULOUSE	2x1	6/10	7/10	574	574	19			2	85	5	11		T	1 125		148	6	3	
VINS ET TERROIRS DE PRINTEMPS - TOULOUSE	1	11/3	13/3	1 180	1 180					135				P	10 580		324	6	2	
Tours (F)																				
FOIRE EXPOSITION - TOURS	1	6/5	15/5	30 067	30 067	108				424	7			P	328 474		660	5	27	

(*) Please refer to each national definition given at the beginning of the report

2022 EVENTS BY CITY

	Interval Year	Opening date	Closing date	Space				Exhibitors				Visitors/Visits (*)		Organizer	Auditor	Industry sector				
				Rented Space (sq.m)				Exhibitors with their own stands		Represented firms		Admission for Trade/Public	Total					Foreign/ International (*)		
				Total	Halls	Foreign/ International (*)	Open air	Foreign/ International (*)	from ... countries	Total	Foreign/ International (*)								Total	Foreign/ International (*)
Tours (F)																				
HABITAT SENIORS – TOURS	1	14/10	16/10	3 777	3 777					221				P	7 226		660	5	15	
SALONS CSE TOURS	1	28/4	29/4	324	324					53		9		T	369		148	6	3	
Troyes (F)																				
VINIFRANCE - TROYES	1	8/4	10/4	258	258					40				P	1 425		132	5	2	
Turku (SF)																				
Caravan Show 2022	1	22/4	24/4	6 523	6 475			48		2	46	0		P	5 866		668	10	6,16	
Construction & Interior Design 2022	1	13/5	15/5	3 639	3 619			20		1	145	3		P	4 874		668	10	5,12	
NaviGate 2022	2	1/6	2/6	1 774	1 774			0		5	123	0		T/P	961		668	10	26	
RekryExpo 15.11.2022	2x1	15/11	15/11	284	284			0		2	46	0		P	2 003		668	10	4	
RekryExpo 3.5.2022	2x1	3/5	3/5	235	235			0		1	34	0		P	1 130		668	10	4	
Turku Art and Antique Fair 2022	1	19/3	20/3	1 316	1 296			20		2	92	0		P	4 536		668	10	3	
Turku Book Fair / Turku Food and Wine Fair	1	30/9	2/10	2 280	2 264			16		1	134	17		P	12 007		668	10	2,3	
Turku Garden Fair and Cottage & Sea 2022	1	1/4	3/4	1 808	1 750			58			99	0		P	7 756		668	10	3	
Ulez (PL)																				
ZIELONE AGRO SHOW	1	21/5	22/5	12 802	12 802	516		0	0	20	131	3		T/P	78 259		528	3	1	
Uşak (TR)																				
Uşak 7. Aegean Agriculture and Livestock, Dairy Technology, Farm Equipment, Agriculture Machinery and Greenhouse Technology Fair	1	22/9	25/9	5 851	5 851	9				5	70	1	5	5	T/P	3 451	1 330	329	11	1
Utrecht (NL)																				
Dutch Comic Con	1	26/3	27/3	28 925	28 925						359			P	41 869		194		3	
Dutch Comic Con	1	19/11	20/11	1 900	1 900						322			P	50 000		194		3	
ESEF Maakindustrie	2	30/8	2/9	3 826	3 826						160			T	11 300		402		19	
GEVEL	2	31/5	2/6	1 628	1 628						105			T	2 664		402		5	
ICT & Logistiek	1	8/11	10/11	4 012	4 012						232			T	7 500		402		21	
Industrial Processing	1	27/9	30/9	6 247	6 247						430			T	19 248		402		18	
Kampeer & Caravan Jaarbeurs	1	5/10	9/10	27 217	27 217						197			P	40 000		402		6	
KreaDoe	1	8/4	10/4	2 660	2 660						143			P	16 821		402		3	
KreaDoe	1	26/10	30/10	5 937	5 937						290			P	43 000		402		3	
Logistica	2	8/11	10/11	9 593	9 593						200			T	9 000		402		26	
Retailbeurs Utrecht (Najaarseditie)	1	4/9	6/9	1 363	1 363						158			T	5 000		402		25	
Retailbeurs Utrecht (voorjaarseditie)	1	13/3	15/3	4 126	4 126						128			T	1 438		402		25	
Support	1	15/6	18/6	11 712	11 712						204			P	9 739		402		22	
TBX (Tech Business Accelerate)	1	2/11	3/11	5 160	5 160						80			T	5 000		402		21	
TechniShow	2	30/8	2/9	27 057	27 057						202			T	16 700		402		19	
VIV Europe	4	31/5	2/6	28 925	28 925						399			T	25 000		402		1	
VSK	2	17/5	20/5	16 954	16 954						271			T	28 299		402		5	
Zorg & ICT	1	14/6	16/6	11 712	11 712						133			T	6 342		402		22	
Zorgtotaal	2	14/6	16/6	11 712	11 712						133			T	6 342		402		22	
Valence (F)																				
SOLUTIONS CSE - VALENCE	1	4/10	4/10	235	235						50		2	T	202		148	6	3	
Valencia (E)																				
2 RUEDAS- Salón de la moto y Salón de la Bici.	1	4/11	6/11	12 421	7 790	130		0	0	4	77	3	0	P	19 874	45	276	9	16	

(*) Please refer to each national definition given at the beginning of the report

2022 EVENTS BY CITY

	Interval Year	Opening date	Closing date	Space						Exhibitors						Visitors/Visits (*)		Organizer	Auditor	Industry sector	
				Rented Space (sq.m)			Open air			Exhibitors with their own stands			Represented firms			Admission for Trade/Public	Total				
				Total	Halls	Foreign/International (*)	Total	Foreign/International (*)	from ... countries	Total	Foreign/International (*)	Total	Foreign/International (*)	Total	Foreign/International (*)						
Valencia (E)																					
AIRSOFT	1	9/12	11/12	4 343	166	0	0	0	1	13	0	0	0	P	1 918	0	276	9	3		
BABY KID - Puericultura	1	17/2	19/2	2 713	2 713	274	0	0	8	64	11	0	0	T	incl. in "FIMI - Feria Int. Moda infantil y juvenil (tendencias otoño /invierno)"		276, 55	9	25		
BEAUTY VALENCIA - Salón Profesional de estética, uñas, peluquería y barbería.	1	29/1	30/1	2 963	1 214	12	0	0	2	65	1	0	0	T	5 811	9	276	9	5		
DIA MÁGICO By FIMI - Feria Comunión y Ceremonia	1	13/5	15/5	1 550	854	46	0	0	3	53	2	0	0	T	1 705	76	276	9	25		
DREAMHACK Valencia - Gaming y ocio digital	2x1	1/7	3/7	26 375	2 100	0	0	0	1	47	0	0	0	P	75 546	0	276, 217	9	21		
DREAMHACK VALENCIA winter	2x1	9/12	11/12	9 921	1 226	34	0	0	3	37	2	0	0	P	79 306	0	276, 217	9	21		
uifi ECOFIRA - Feria Int. de las soluciones medioambientales y transición ecológica + ECO CHEMICALS SOLUTIONS	1	4/10	6/10	4 604	2 889	176	0	0	3	84	2	0	0	T	3 459	43	276	9	10		
EFIAQUA - Feria de la digitalización y descarbonización del agua.	2	4/10	6/10	2 168	453	0	0	0	1	13	0	0	0	T	incl. in "ECOFIRA"		276	9	10		
ENCAJA SUPPLY CHAIN - Feria de soluciones globales en supply chain	2	29/6	30/6	5 381	2 094	64	0	0	4	44	4	0	0	T	1 458	8	276	9	4		
ESPACIO COCINA SICI - Salón Int. mueble y equipamiento para la cocina.	2	20/9	23/9	5 034	4 987	768	0	0	7	65	10	46	21	T	6 762	187	276, 31	9	5		
EUROBRICO - Feria Int. del bricolaje	1	4/10	6/10	5 656	4 850	596	0	0	9	114	20	0	0	T	3 551	131	276	9	5		
EUROPEAN COMMODITIES EXCHANGE VALENCIA 2022		6/10	7/10	1 872	1 872		0	0		80		0	0	T	9 000	0	693		1		
EXPOJOC		8/6	9/6	1 091	1 091	194	0	0	8	35	9	0	0	T	2 000	0	664		3		
EXPOJOVE - UNIVERSO TECH	1	26/12	4/1	24 629	23 107	0	0	0	1	80	0	0	0	P	91 003	0	276	9	3		
FERIA DEL AUTOMOVIL	1	2/12	6/12	54 058	28 467	0	0	0	1	113	0	0	0	P	31 362	0	276	9	16		
uifi FERIA HABITAT VALENCIA - Feria Int. Mueble, Iluminación	1	20/9	23/9	44 867	44 075	5 182	0	0	12	399	62	0	0	T	39 369	3 172	276	9	12		
FERIA HYDROSUD		17/2	17/2	405	405	0	0	0	1	31	0	0	0	T	150	0	530		3		
FERIA VEHICULO SELECCIÓN OCASIÓN - Feria Vehículo Ocasión	1	6/5	8/5	27 906	14 449	0	0	0	1	36	0	0	0	P	9 718	0	276	9	16		
FIESTA Y BODA - Feria de productos y servicios para eventos y celebraciones.	1	21/10	23/10	3 086	2 044	0	0	0	1	136	0	0	0	P	10 179	13	276	9	3		
uifi FIMI - Feria Int. Moda infantil y juvenil (tendencias otoño /invierno)	2x1	17/2	19/2	1 343	995	298	0	0	6	62	19	0	0	T	4 382	427	276	9	25		
uifi FIMI Summer experience - Feria Int. Moda Infantil y Juvenil	2x1	17/6	19/6	1 300	1 230	475	0	0	7	76	26	0	0	T	1 406	107	276	9	25		
uifi FIMMA - Feria Int. Maquinaria y herramientas para el mueble, carpintería y decoración.	2	29/3	1/4	6 171	6 171	1 657	0	0	21	107	40	109	71	T	26 653	2 147	276	9	5		
FORINVEST -Foro Intemacional de productos y servicios financieros, inversiones, seguros y soluciones tecnológicas para el sector	1	4/5	5/5	2 284	1 130	16	0	0	2	72	1	0	0	T	3 077	16	276	9	4		
GO GLOBAL	1	8/11	9/11	182	182	0	0	0	1	60	0	0	0	T	3 000	0	123		4		
HOME TEXTILES PREMIUM By Textilhogar - Salón Int. de textiles para el hogar y la decoración.	1	20/9	23/9	2 794	2 720	272	0	0	10	82	9	23	16	T	3 829	304	276	9	12		
uifi IBERFLORA Feria Int. de planta, flor, jardinería, tecnología y bricojardin.	1	4/10	6/10	14 505	12 931	1 145	0	0	11	278	36	5	2	T	11 455	944	276	9	1		

See note

(*) Please refer to each national definition given at the beginning of the report

2022 EVENTS BY CITY

	Interval Year	Opening date	Closing date	Space						Exhibitors					Visitors/Visits (*)		Organizer	Auditor	Industry sector	
				Rented Space (sq.m)						Exhibitors with their own stands			Represented firms		Admission for Trade/Public	Total				
				Total	Halls		Open air		from ... countries	Total	Foreign/International (*)	Total	Foreign/International (*)	Total		Foreign/International (*)				Total
					Total	Foreign/International (*)	Total	Foreign/International (*)												
Valencia (E)																				
INDUFERIAS - HINCHALIA - Feria Int. Atracciones de feria, parques infantiles... y Feria Int. artículos hinchables.	2	22/11	24/11	2 496	2 480	576	0	0	4	18	3	0	0	T	1 153	43	276	9	22	
MADERALIA - Feria Int. de proveedores sector madera, mueble y decoración.	2	29/3	1/4	14 989	14 350	3 035	0	0	31	287	96	339	210	T	incl. in "FIMMA - Feria Int. Maquinaria y herramientas para el mueble, carpintería y decoración."		276	9	5,19	
MEDITERRANEA GASTRÓNOMA - Feria Gastronómica del Mediterráneo	1	13/11	15/11	7 636	4 072	60	0	0	4	201	3	0	0	T/P	13 041	110	276	9	2	
MI BEBE Y YO - Salón del bebé para mamás, papás y futuras familias	1	2/4	3/4	1 566	964	0	0	0	1	41	0	0	0	P	3 304	0	276, 600	9	3	
NUTRACEUTICALS EUROPE - Evento de ingredientes funcionales, novel foods y procto acabado	1	15/6	16/6	1 056	856	180	0	0	14	99	40	0	0	T	1 434	174	276	9	2	
SALON DEL COMIC DE VALENCIA	1	4/3	6/3	7 782	1 770	18	0	0	2	204	1	0	0	P	18 410	0	276	9	3	
SALÓN DEL MANGA	2x1	7/5	8/5	4 774	4 622	0	0	0	1	69	0	0	0	P	20 000	0	408		3	
SALÓN DEL MANGA	2x1	26/11	27/11	5 673	5 521	0	0	0	1	69	0	0	0	P	19 000	0	408		3	
URBE - Feria Inmobiliaria del Mediterráneo	1	21/10	23/10	439	439	0	0	0	1	20	0	0	0	P	1 242	3	276	9	15	
VALENCIA BOAT SHOW - Salón Nautico de Valencia	1	28/10	1/11	3 132	2 488	27	0	0	3	67	2	0	0	P	5 322	116	276	9	3	
See note: together with "VALENCIA MOTOR CLASSIC"																				
Valladolid (E)																				
AGROVID/ Feria para el cultivo de la viña	2	22/3	24/3	2 764	2 664	63	0	0	4	75	5	0	0	T	2 797	522	274	9	1	
FERIA DE INVIERNO DEL VEHÍCULO DE OCASIÓN	1	16/12	18/12	3 770	1 770	0	2 000	0	1	5	0	0	0	P	3 000	0	85		16	
FERIA DE MUESTRAS	1	7/9	11/9	13 576	4 456	126	3 720	0	4	88	6	0	0	P	68 383	0	274	9	27	
FERIA DEBODA	1	5/11	6/11	1 340	700	0	0	0	1	64	0	0	0	P	8 000	0	10		25	
FERIA DEL COLECCIONISMO DE VALLADOLID Y CYL	1	15/10	16/10	1 900	1 500	0	0	0	1	30	0	0	0	P	6 400	0	62		3	
FIMASCOTA /EXPOSICION INTERNACIONAL CANINA	1	2/4	3/4	14 725	2 425	12	0	0	2	28	1	0	0	P	9 840	0	274, 613		3	
FINE#WINETOURISMEXPO/Feria Internacional de Enoturismo	1	1/3	2/3	3 733	2 978	1 228	0	0	13	193	82	0	0	T	967	164	274	9	6	
INTUR/FERIA DEL TURISMO DE INTERIOR	1	17/11	20/11	6 937	6 187	1 361	0	0	18	248	56	0	0	T/P	21 135	1 408	274	9	6	
NAVIVAL/PARQUE DE NAVIDAD INFANTIL	1	26/12	4/1	7 450	7 000	0	0	0	1	57	0	0	0	P	20 098	0	274, 26		3	
SAHE/SALON DEL AUTOMOVIL HIBRIDO Y ELECTRICO	1	22/4	24/4	6 500	4 500	0	0	0	1	20	0	0	0	P	3 500	0	274, 707		16	
SALÓN DEL COMIC Y MANGA DE CASTILLA Y LEON	1	12/3	13/3	6 540	6 000	108	0	0	2	60	12	0	0	P	8 000	0	62		3	
SIEB/Salón Iberico de Equipamiento para Bodega	2	22/3	24/3	1 682	1 682	273	0	0	5	55	9	0	0	T	1 154	192	274	9	1	
XXXVI FERIA DEL VEHICULO DE OCASIÓN	1	25/3	27/3	3 770	1 770	0	2 000	0	1	5	0	0	0	P	2 700	0	85		16	
Van (TR)																				
12. East Anatolia Agriculture and Livestock Fair	1	30/3	3/4	4 133	4 133	0				70	0	0	0	T/P	22 453	339	393	11	2	
12. International Van Anatolia Tourism, Congress and Exhibition	1	29/9	2/10	4 700	4 700	0				95	0	0	0	T/P	5 000	4 500	393	11	3	
Anatolia Jewelry Show Van	1	13/5	15/5	1 559	1 559	0			25	45	0	51	51	T/P	36 762	2 006	683	11	24	

(*) Please refer to each national definition given at the beginning of the report

2022 EVENTS BY CITY

	Interval Year	Opening date	Closing date	Space					Exhibitors					Visitors/Visits (*)			Organizer	Auditor	Industry sector	
				Rented Space (sq.m)					Exhibitors with their own stands			Represented firms		Admission for Trade/Public	Total					
				Total	Halls		Open air		from ... countries	Total	Foreign/International (*)	Total	Foreign/International (*)		Total	Foreign/International (*)				
	Total	Foreign/International (*)	Total	Foreign/International (*)		Total	Foreign/International (*)	Total	Foreign/International (*)		Total	Foreign/International (*)								
Van (TR)																				
	1	19/5	22/5	9 257	9 257	16			25	123	1	67	67	T/P	36 762	2 006	393	11	4	
	1	27/5	29/5	9 530	9 530	0			25	77	0	22	22	T/P	36 762	2 006	683	11	14	
	1	16/3	20/3	13 210	13 210	362			19	404	16	30	30	T/P	35 502	959	21	11	18	
	1	27/10	30/10	20 127	20 127	495			35	624	50	280	280	T/P	18 612	1 345	393	11	22	
	1	23/4	1/5	8 000	8 000	0				63	0	0	0	T/P	25 000	2 500	21	11	27	
	1	1/6	3/6	657	657	0			1	34	0	1	1	T/P	3 632	133	393	11	27	
	1	26/8	28/8	6 900	6 900	0				48	0	0	0	T/P	75 500	0	393	11	27	
	1	25/2	6/3	3 787	3 787	0				124	0	17	17	T/P	5 185	19	35	11	2	
	1	4/11	13/11	3 837	3 837	0				72	0	0	0	T/P	51 367	110	35	11	2	
	1	1/9	4/9	9 200	9 200	0				131	0	0	0	T/P	90 000	0	80	11	25	
Vannes (F)																				
	1	10/3	13/3	1 068	1 068					128				P	7 753		328	6	2	
	1	4/10	5/10	1 865	1 865	27			3	93	3			T	532		139	5	1	
	1	5/3	7/3	2 319	2 319	54			1	114	1			P	6 824		328	6	15	
Verdun (F)																				
	1	15/9	19/9	21 972	4 848		17 124			380				P	30 967		688	6	27	
Verona (I)																				
	1	3/11	6/11	127 000	80 600	12 600	46 400	4 400	25	506	92	244	85	P	140 712	15 370	690	4	1	
	2	2/3	5/3	43 394	39 881	1 053	3 513		15	672	33	55	10	T/P	68 399	1 757	690	7	1	
	1	27/9	30/9	64 155	51 709	21 170	12 446	5 560	47	1 088	606			T	47 428	29 881	690	7	5	
	1	13/1	16/1	50 323	16 966	2 231	33 357	0	15	324	47	0	0	P	37 104	555	690	4	16	
	2	4/5	7/5	36 088	33 426	6 776	2 662	0	33	416	155	66	45	T	59 256	18 942	690	4	5	
	1	20/5	22/5	8 400	8 400	3 444	0	0	21	198	82	0	0	P	7 791	132	690	4	24	
	1	25/11	27/11	8 700	8 700	3 828	0	0	25	208	91	0	0	P	11 543	156	690	4	24	
	1	10/4	13/4	84 983	84 586	969	397		36	4 166	115	222	129	T/P	88 188	25 003	690	7	1,2	
Vicenza (I)																				
	1	13/10	16/10	6 232	6 232	244	0	0	11	274	19	0	0	T/P	34 950	913	398	8	3	
	1	31/3	3/4	4 849	4 849	152	0	0	11	236	13	0	0	T/P	18 931	286	398	8	3	
	1	18/11	20/11	4 146	4 146	288	0	0	11	96	15	11	9	T/P	9 368	179	398	8	1	
	1	17/3	21/3	3 589	3 589	765	0	0	12	143	45	0	0	T	Incl. in "VICENZAORO JANUARY"		398	8	24	
	1	17/3	21/3	19 339	19 339	5 819	0	0	26	886	295	7	2	T	21 652	11 343	398	8	24	
	1	9/9	13/9	20 338	20 338	6 408	0	0	27	972	339	11	4	T	24 098	11 720	398	8	24	
Villepinte (F)																				
	2	21/11	24/11	25 966	25 966	10 990			36	732	338	80	75	T	15 959	5 126	148	6	19	
	2	13/6	17/6	70 793	52 029	30 499	18 764	9 090	62	1 742	1 083			T	62 268	32 269	146	6	7	
	2	17/5	20/5	40 072	40 072	8 998			32	1 747	476			T	20 999	3 034	326	6	19	
	1	3/5	5/5	30 324	30 324	24 371				1 177	960			T	20 161	15 972	405	5	19	
	2x1	24/3	28/3	49 294	49 294	34 258			51	1 645	925	170	121	T	69 579	27 201	584	6	15	
	2x1	8/9	12/9	72 969	72 969	48 730			64	2 153	1 123	416	272	T	84 130	33 302	584	6	15	
	2	6/11	10/11	78 498	73 323	28 472	5 175		33	656	231	42	26	T	78 267	11 085	148	6	1	

(*) Please refer to each national definition given at the beginning of the report

2022 EVENTS BY CITY

	Interval Year	Opening date	Closing date	Space					Exhibitors					Visitors/Visits (*)		Organizer	Auditor	Industry sector		
				Rented Space (sq.m)					Exhibitors with their own stands			Represented firms		Admission for Trade/Public	Total					Foreign/International (*)
				Total	Halls		Open air		from ... countries	Total	Foreign/International (*)	Total	Foreign/International (*)							
	Total	Foreign/International (*)	Total	Foreign/International (*)																
Villepinte (F)																				
SITL	2	5/4	8/4	11 406	11 406	2 267			18	514	85			T	12 055	910	578	6	26	
Wächtersbach (D)																				
Messe Wächtersbach	1	21/5	29/5	5 813	3 813	222	2 000	25	8	243	12			P	41 195		477	7	27	
Warsaw (PL)																				
Automaticon	1	26/1	28/1	1 800	1 680	320	120	0	2	115	15			T	4 534		527	3	19	
AUTO-NOSTALGIA	1	23/4	24/4	3 394	3 394	0	0	0	1	43	0			T/P	8 978		493	3	16	
Caravanning Festival	1	14/5	15/5	2 862	0	0	2 862	300	1	32	0			P	7 966		493	3	16	
CAVALIADA WARSZAWA	1	10/11	13/11	712	712	0	0	0	1	53	0			P	15 082		493	3	3	
HEALTH AND BEAUTY	1	17/9	18/9	3 467	3 467	273	0	0	14	202	16			T	10 794		347	3	14	
Packaging Innovations	1	31/5	1/6	905	905	232	0	0	6	72	19			T	1 933	85	642	3	11	
POLSKA WIES XXI	1	27/4	28/4	55	55	40	0	0	2	14	8			T	461		493	3	4	
REAL ESTATE	1	23/4	24/4	613	613	28	0	0	3	39	3			P			507	3	15	
Wels (AT)																				
Intertool	2	10/5	13/5	10 972	10 972	2 316	0			231	89			T	7 548		581	1	19	
Wetzlar (D)																				
W3+ Fair Wetzlar	1	6/7	7/7	1 026	1 026	233			10	89	23			T	1 667	92	296	7	18	
Wroclaw (PL)																				
REAL ESTATE	2x1	7/5	8/5	429	429	8	0	0	2	38	1			P			507	3	15	
REAL ESTATE	2x1	15/10	16/10	523	523	27	0	0	2	40	2			P			507	3	15	
Yozgat (TR)																				
Book Fair Sorgun	1	13/5	22/5	25 017	25 017	0				209	0	7	7	T/P	88 314	2 796	685	11	8	
Yozgat 12.Agriculture, Food and Livestock Fair	1	8/9	11/9	5 031	5 031	0			12	250	0	25	25	T/P	145 413	317	419	11	1	
Yozgat Construction and Furniture Fair	1	18/5	22/5	2 916	2 916	72			6	34	8	0	0	T/P	2 890	309	419	11	5	
Yozgat Marriage Preparations Fair	1	18/5	22/5	8 895	8 895	0				159	0	0	0	T/P	12 360	426	419	11	25	
Zakopane (PL)																				
INRE	1	22/11	23/11	60	60	16	0	0	2	9	2			T			507	3	15	
Zaragoza (E)																				
ARATUR	1	13/5	15/5	653	614	15	0	0	2	21	1	38	0	P	2 610	0	275	9	6	
BDZ EVENT - BLOCKCHAIN	1	26/10	27/10	1 101	266	24	0	0	3	13	3	0	0	T	1 171	0	275, 108	9	4,21	
FERIA DEL MUEBLE	2	22/3	25/3	23 663	20 660	1 265	0	0	10	164	12	260	26	T	13 430	398	275	9	12,13	
FERIA GENERAL	1	10/10	16/10	26 926	25 724	27	0	0	3	80	2	0	0	P	37 281	0	275	9	27	
FIMA	2	26/4	30/4	29 867	26 767	3 604	80	12	35	427	76	1 127	412	T	42 222	632	275	9	1,1	
NUPZIAL - SALÓN DE SERVICIO PARA CONGRESOS, BODAS Y ACONTECIMIENTOS	1	11/11	13/11	1 503	774	0	0	0	1	58	0	0	0	P	2 767	0	275, 230	9	3	
STOCK CAR - SALÓN DEL AUTOMÓVIL DE OCASIÓN	1	19/5	22/5	15 827	15 827	0	0	0	1	30	0	0	0	P	6 874	0	275	9	16	

(*) Please refer to each national definition given at the beginning of the report

2022 EVENTS BY CITY
Hybrid and digital events

	Format	Interval	Year	Opening date	Closing date	Space				Exhibitors						Visitors/Visits (*)				Organizer	Auditor	Industry sector			
						Rented Space (sq.m)				from ... countries	TOTAL	Onsite		Online		Admission for Trade/Publics	TOTAL	Onsite					Online		
						Total	Halls		Open air			Exhibitors with their own stands	Represented firms		Exhibitors with their own stands			Represented firms	Total					Foreign/International (*)	
							Total	Foreign/International (*)					Total	Foreign/International (*)											
Frankfurt am Main (D)																									
	H	2	13/9	17/9	116 289	113 562	79 314	2 727	63	68	2 782	2 782	2 316					T	79 745	77 884	49 975	1 861	470	7	16
	H	3	14/5	19/5	70 952	70 422	39 255	530	100	44	865	865	546					T	49 448	46 947	33 316	2 501	470	7	2
	H	2	21/6	24/6	30 711	30 711	20 717			46	1 147	814						T	24 918	22 523	14 060	2 395	470	7	19
	H	2	21/6	24/6	11 161	11 161	7 590			29	182	182	121					T	7 401	6 863	4 731	538	470	7	19
Hannover (D)																									
	H	1	30/5	2/6	82 661	81 498	31 673	1 163		53	2 566	2 505	1 456			61		T	66 412	66 412	16 603		168	7	19
Helsinki (SF)																									
	H	1	12/5	13/5	262	262	0	0	4		31		7					T	1 366	938		428	654	10	19,21
	H	1	27/10	30/10	9 382	9 307	75		7		306		0					P	82 225	77 159		5068	654	10	2,8
Las Palmas de Gran Canaria (E)																									
	H	2	11/3	13/3	1 095	974	0	0	1	34	34	0	6	0				T/P	1 729	1 643	0	86	378	9	1
	H	1	20/5	22/5	1 674	0	0	875	0	1	56	56	0	0	0			T/P	10 255	10 255	0		378,89		3,10
Madrid (E)																									
	H	2x1	3/2	6/2	5 501	5 501	922	0	0	11	203	203	36	0	0			T	28 761	5 280	533	23 481	367	9	24
	H	2x1	15/9	18/9	6 117	6 117	842	0	0	14	228	228	32	0	0			T	34 881	5 239	617	29 642	367	9	24
	H	2	15/11	18/11	5 986	5 986	1 056	0	0	14	188	188	34	0	0			T	49 131	8 257	676	40 874	367	9	5
	H	1	5/5	7/5	2 334	2 334	76	0	0	6	91	91	7	79	2			T/P	7 804	3 378	238	4 426	367	9	4
	H	2	18/10	21/10	10 535	9 995	3 669	540	0	16	69	69	23	0	0			T	7 711	3 482	458	4 229	367	9	16
	H	1	19/1	23/1	55 654	55 620	11 493	35	0	76	539	539	209	0	0			T/P	59 265	34 383	3 531	24 882	367	9	6
	H	1	4/10	6/10	57 844	57 824	19 208	20	0	50	1 187	1 187	434	0	0			T	93 715	56 613	22 620	37 102	367	9	2
	H	1	14/6	16/6	10 934	10 934	2 469	0	0	19	250	250	58	0	0			T	33 106	16 154	1 146	16 952	367	9	9
	H	1	14/6	16/6	5 626	5 626	58	0	0	5	59	59	6	0	0			T	3 948	1 105	80	2 843	367,609	9	16
	H	1	30/11	1/12	2 487	2 487	120	0	0	6	91	91	8	0	0			T	4 963	1 632	105	3 331	367,171	9	21
	H	1	10/3	12/3	7 517	7 517	704	0	0	21	193	193	26	117	61			T	17 666	9 550	691	8 116	367	9	3
	H	2x1	2/2	6/2	15 373	15 298	2 032	75	0	9	170	170	27	0	0			T	14 613	14 613	1 396	incl. in "BISUTEX 1 ED. 2022"	367	9	13
	H	2x1	14/9	18/9	22 179	21 206	3 424	973	0	14	230	230	56	0	0			T	14 408	14 408	1 654	incl. in "BISUTEX 2 ED. 2022"	367	9	13
	H	1	19/2	22/2	9 918	9 918	2 336	0	0	6	133	133	34	0	0			T	22 422	11 538	794	10 884	367	9	2
	H	2x1	3/2	6/2	3 483	3 483	1 412	0	0	10	113	113	45	0	0			T	4 503	4 503	242	incl. in "BISUTEX 1 ED. 2022"	367	9	24
	H	2x1	15/9	18/9	5 686	5 686	1 512	0	0	11	169	169	48	0	0			T	6 580	6 580	524	incl. in "BISUTEX 2 ED. 2022"	367	9	24
	H	2	15/11	18/11	16 906	16 906	2 998	0	0	16	348	348	113	0	0			T	14 895	14 895	1 207	incl. in "CONSTRUT EC / ARCHISTONE 2022"	367	9	5
	H	1	8/3	10/3	5 586	5 586	36	0	0	2	131	131	1	0	0			T	10 537	4 823	377	5 714	367	9	2
	H	2x1	4/2	6/2	5 358	5 358	1 357	0	0	10	164	164	46	0	0			T	5 975	5 975	588	incl. in "BISUTEX 1 ED. 2022"	367	9	25
	H	2x1	16/9	18/9	6 572	6 572	2 356	0	0	15	215	215	74	0	0			T	4 373	4 373	671	incl. in "BISUTEX 2 ED. 2022"	367	9	25
	H	2	20/4	23/4	31 235	30 916	2 825	319	0	19	430	430	81	0	0			T	59 835	29 553	2 827	30 282	367	9	16
	H	1	2/3	6/3	8 934	8 398	344	537	0	12	184	184	19	0	0			P	46 975	28 004	129	18 971	367	9	8
	H	2	22/2	25/2	24 831	24 679	2 711	152	0	41	483	483	82	1 315	328			T	58 330	27 673	2 005	30 657	367	9	22
	H	1	22/11	24/11	5 320	5 320	346	0	0	10	92	92	18	0	0			T	14 380	6 583	263	7 797	367	9	8
	H	1	15/11	18/11	2 512	2 512	395	0	0	11	45	45	10	13	11			T	6 217	2 896	370	3 321	367	9	22
	H	2	14/6	16/6	4 045	3 820	378	225	0	4	67	67	10	0	0			T	2 341	2 341	221	incl. in "TECMA 2022"	367	9	10
	H	2	14/6	16/6	14 515	8 896	971	152	0	7	108	108	17	0	0			T	10 901	4 355	383	6 546	367	9	10
	H	2	15/11	18/11	25 260	25 260	5 002	0	0	12	264	264	79	0	0			T	22 009	22 009	3 848	incl. in "CONSTRUT EC / ARCHISTONE 2022"	367	9	5

(*) Please refer to each national definition given at the beginning of the report

2022 EVENTS BY CITY
Hybrid and digital events

	Format	Interval	Year	Opening date	Closing date	Space				Exhibitors						Visitors/Visits (*)				Organizer	Auditor	Industry sector					
						Rented Space (sq.m)				from ... countries	TOTAL	Onsite				Online		Admission for Trade/Public	TOTAL					Onsite		Online	
						Total	Halls		Open air			Exhibitors with their own stands		Represented firms		Exhibitors with their own stands	Represented firms							Total	Foreign/ International (*)		
							Foreign/ International (*)	Total	Foreign/ International (*)			Total	Total	Foreign/ International (*)	Total												Foreign/ International (*)
Naantali (SF)																											
Housing Fair in Naantali 2022	H	1	15/7	14/8	7 528	5 404		2 124		1		138		0				P	148 451	116 252		32 199	655	10	12, 15		
Salamanca (E)																											
SALAMAQ - 33ª EXPOSICIÓN INTERNACIONAL DE GANADO PURO	H	1	2/9	6/9	22 027	17 827	100	0	0	2	276	276	1	0	0			T/P	incl. in "SALAMAQ - 8ª FERIA DEL SECTOR AGROPECUARIO"			170	9	1			
SALAMAQ - 8ª FERIA DEL SECTOR AGROPECUARIO	H	1	2/9	6/9	23 993	1 860	93	20 781	0	2	194	194	5	ND	ND			T/P	78 216	76 274	0	1 942	170	9	1		
Sevilla (E)																											
XXV SEVILLA DE BODA	H	1	14/10	16/10	795	795	0	0	0	1	70	70	0	0	0			P	4 002	3 917	0	85	283	9	3		
XXXII SICAB	H	1	15/11	20/11	4 442	1 778	168	152	0	11	105	105	22	132	18			T/P	494 113	60 339	1 081	433 774	283, 37	9	1		
Tampere (SF)																											
DigiTre 2022 & TSCW 2022	H	1	14/6	15/6	1 015	1 015		0		4		62		9				T	2 398	1 801		597	638	10	21		

(*) Please refer to each national definition given at the beginning of the report