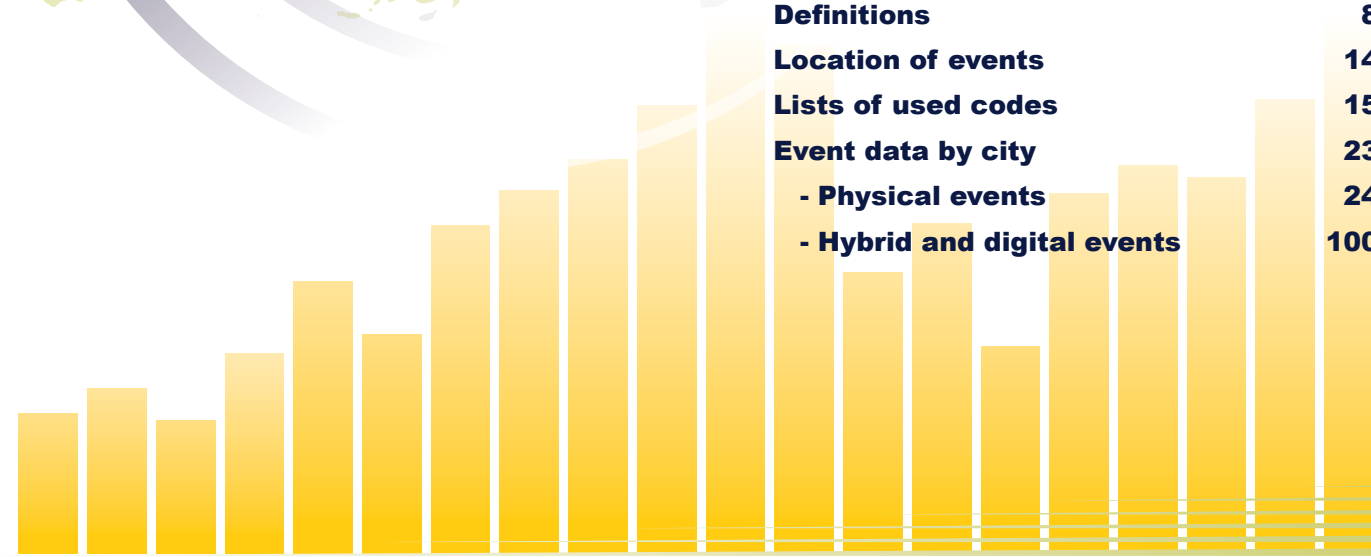


Euro Fair Statistics 2023



Euro Fair Statistics 2023



Facts about Euro Fair Statistics	4
Introduction	5
UFI message	6
Definitions	8
Location of events	14
Lists of used codes	15
Event data by city	23
- Physical events	24
- Hybrid and digital events	100

Certified Key Figures of Exhibitions in Europe

- Austria*
- Belgium*
- Bulgaria*
- Czech Republic*
- Finland*
- France*
- Germany*
- Greece*
- Hungary*
- Italy*
- Lithuania*
- Poland*
- Portugal*
- Slovenia*
- Spain*
- The Netherlands*
- Turkey*

FACTS ABOUT EURO FAIR STATISTICS

The 2023 edition contains the certified statistics of 2 008 exhibitions from 17 countries*.

For the third year, the inclusion of hybrid events was made possible and some countries provided data for a total of 35 such events.

Countries	Physical	Hybrid
Austria (AT)	2	
Belgium (BE)	125	
Bulgaria (BG)	4	
Czech Republic (CZ)	3	
Finland (SF)	52	4
France (F)	307	
Germany (D)	142	5
Greece (GR)	14	
Hungary (HU)	8	
Italy (I)	248	
Lithuania (LT)	3	
Poland (PL)	121	
Portugal (P)	17	
Slovenia (SLO)	17	
Spain (E)	341	26
The Netherlands (NL)	180	
Turkey (TR)	404	
TOTAL	1972	35

(*) Only events that could show a minimum set of data were taken into consideration

At all these events, organized by 812 organisers, 567 758 exhibitors and 49,9 million visits were registered. 40% of the exhibitions were addressed to trade visitors, 29% to public visitors and 31% to both target groups.

21.3 million square metres of rented space were registered - UFI estimates that those certified events present in this report represents, in 2023, around 45% of the European exhibition market in terms of net space rented – and the breakdown of those events by industry sector (provided by each partner) is presented in the table on the right. As almost 9% of all events had more than one industry sector mentioned, the cumulated % of the number of events reaches 110%.

Industry sector (UFI code)	Rented space		Number of events	
	sqm	%		%
Leisure, Hobby, Entertainment (3)	3 487 766	16%	450	22%
Agriculture, Forestry, Fishery (1)	2 515 734	12%	149	7%
Engineering, Industrial, Manufacturing, Machines, Instruments, Hardware (19)	2 220 258	10%	146	7%
Food and Beverage, Hospitality (2)	2 083 212	10%	190	9%
Furniture, Interior design (12)	1 249 810	6%	97	5%
Textiles, Apparel, Fashion (25)	1 213 057	6%	119	6%
Construction, Infrastructure (5)	1 176 683	6%	90	4%
General (27)	1 011 564	5%	78	4%
Automobiles, Motorcycles (16)	985 319	5%	69	3%
Health, Medical Equipment (22)	980 199	5%	85	4%
Transport, Logistics, Maritime (26)	862 706	4%	60	3%
Business Services, retail (4)	686 673	3%	97	5%
Premium, Household, Gifts, Toys (13)	660 244	3%	49	2%
Travel (6)	633 173	3%	41	2%
Education (8)	550 787	3%	99	5%
IT and Telecommunications (21)	507 729	2%	44	2%
Energy, Oil, Gas (9)	504 481	2%	50	2%
Electronics, Components (18)	442 791	2%	41	2%
Beauty, Cosmetics (14)	364 008	2%	53	3%
Environmental Protection (10)	353 772	2%	37	2%
Jewelry, Watch & Accessories (24)	307 656	1%	37	2%
Security, Fire Safety, Defense (7)	277 343	1%	31	2%
Chemistry (17)	250 680	1%	29	1%
Printing , Packaging (11)	170 279	less than 1%	21	1%
Real Estate (15)	142 325	less than 1%	35	2%
Optics (23)	42 267	less than 1%	5	less than 1%
Aviation, Aerospace (20)	12 514	less than 1%	2	less than 1%

INTRODUCTION

This report includes the data provided by the 12 bodies mentioned below who certify that the statistics contained in this report have been issued according to the definitions outlined hereafter.




Xavier Basañez Llantada
President of AFE, Spain



Mirela Brkic
President of FEBELUX,
Belgium & Luxembourg




Béatrice Cuif-Mathieu
Co-présidente UNIMEV, France



Maurizio Danese
Chairman of the Italian Exhibition and
Trade Fair Association, Rimini, Italy



Cengiz Delibaş
Deputy Secretary General,
TOBB, Turkey



Tomasz Kobierski
Chairman of CENTREX
International Exhibition Statistics Union
Budapest, Hungary



Dr Jochen Koeckler
Chairman of FKM, Germany



Philippe Pasquet
Co-président UNIMEV, France



Dineke Philipse
Association manager of CLC-VECTA
Centrum voor Live Communication, The
Netherlands



Ivo Sklenitzka
Chairman of FKM Austria



Anna Tiensyrjä
Chair of The Association of Trade Fair
and Event Organisers, Finland



Theodore Vokos
President of Sokee, Greece



Ana Gabriela Almeida
BDO & Associados, Portugal

UFI MESSAGE

UFI, The Global Association of the Exhibition Industry, is happy to present the fourteenth edition of this report, which now, for the first time, covers Greece.

Due to the different levels of development and global diversity, methods may vary slightly from country to country, but all the national bodies that have taken part in this study guarantee the quality of the statistics they have provided. Since the 2012 edition of this report, those statistics relate to certified data, in addition to audited data.

UFI strongly believes that auditing should, wherever possible, be done in a consistent manner to make figures comparable and audited events are identified as such in this report with the name of the auditor.

UFI continues to play an important role in developing a basic minimum standard for the industry including the publication and implementation of "[UFI's Auditing Rules for UFI Approved Events](#)". The latter are identified in the report (*). Since 2021, those rules include definitions of digital and hybrid events.

If you have any questions or comments, please contact research@ufi.org.

Paris, October 2024

Kai Hattendorf
UFI Managing Director / CEO



(*) The "UFI Approved Event" label is given to exhibitions organized by UFI members after a quality assessment. In 2024, UFI approves more than 900 events.



UFI is the leading global association of the world's tradeshow organisers and exhibition centre operators, as well as the major national and international exhibition associations, and selected partners of the exhibition industry.

UFI's main goal is to represent, promote and support the business interests of its members and the exhibition industry. UFI directly represents around 50,000 exhibition industry employees globally, and also works closely with its more than 72 national and regional association members. More than 880 member organisations in 90 countries and regions around the world are presently signed up as members.

More than 900 international trade fairs proudly bear the UFI-approved label, a quality guarantee for visitors and exhibitors alike.

UFI members continue to provide the international business community with a unique marketing media aimed at developing outstanding face-to-face business opportunities.

UFI Headquarters
17 rue Louise Michel
92300 Levallois-Perret, France
+33 (0)1 46 39 75 00

www.ufi.org

THE FIGURES LISTED IN THIS REPORT HAVE BEEN PROVIDED BY:

AEFI – Associazione Esposizioni e Fiere italiane

Via Portuense, 1645 00187 Roma, Italy
Via Emilia, 155 47921 Rimini, Italy
+39 (0541) 744 229
info@aefi.it
www.aefi.it

AFE - Asociación de Ferias Españolas

CAMARA DE COMERCIO DE ESPAÑA
C/ Ribera del Loira 12
Primera Planta
E-28042 Madrid, Spain
+ 34 680214893
jpuchalt@afe.es
www.afe.es

Association for Voluntary Control of Fair Statistics (FKM-Austria)

Messeplatz 1
A-1021 Vienna, Austria
+43 (1) 72 72 00
info@messe.at
www.messe.at

BDO & Associados

Avenida da Republica 50-10°
P-1069-211 Lisbon, Portugal
+351 2 17 99 04 20
ana.gabriela@bdo.pt
www.bdo.pt

CENTREX – International Exhibition Statistics Union

Albertisai út 10.
H-1101 Budapest, Hungary
+36 30 619 7646, +36 30 948 5124
info@centrexstat.org
www.centrexstat.org

CLC-VECTA

Bisonspoor 3002 - B509
3605 LT Maarssen
The Netherlands
+31 (0)346 - 352 444
info@clcvecta.nl
www.clcvecta.nl

FEBELUX

c/o BRUSSELS EXPO
Place de Belgique 1
1020 Bruxelles
+32 484 056 688
info@febelux.com
www.febelux.com

Society for Voluntary Control of Fair and Exhibition Statistics (FKM)

Littenstrasse 9
10179 Berlin, Germany
+49 (30) 2 40 00-0
info@fkm.de
www.fkm.de

The Association of Trade Fair and Event Organisers

c/o Messukeskus, Helsinki Expo and Convention Center
P.O.Box 21, FI-00521 Helsinki, Finland
+358 50 482 8599
info@messutsuomessa.fi
<https://messutsuomessa.fi/>

UNIMEV – OJS department (France)

11, Rue Friant
F-75014 Paris, France
+33 (1) 53 90 20 12
ojs@unimev.fr
www.ojs.fr

Union of Chambers and Commodity Exchanges of Turkey (TOBB)

Dumlupınar Bulvarı No:252 (Eskişehir Yolu 9. Km.)
06530 / Ankara, Turkey
+90 (312) 218 22 82
info@tobb.org.tr
www.tobb.org.tr

DEFINITIONS

AFE Spanish Trade Fair Association (Spain)

Space

The exhibition space is divided into indoor and outdoor areas and it is also divided into total and foreign exhibitors. "Other participations" include special exhibitions and demonstrations related to the theme of the exhibition but it is independent of the exhibitors' area. All those figures are globally considered as net exhibition space.

Exhibitors

Direct exhibitors: Exhibitors who occupy their own stands and receive and pay directly the invoices of the organiser of the exhibition. Indirect exhibitors (or represented firms): Exhibitors who do not have their own stands but present their products in stands of direct exhibitors. In the case of collective or grouped participation, the different exhibitors are considered direct when they occupy an area of at least 9 m². Exhibitors occupying less than 9 m² are considered indirect. We divide into total and foreign exhibitors.

Visitors

Identified visitors: number of visitors (visits) who go into the exhibition and whose data are managed and kept by the organiser.

Other tickets: these figures include sold tickets and controlled invitations that allow the access to the exhibition and their use can be verified. Total visitors are the identified visitors plus other tickets.

We divide into total and foreign visitors.

BDO & Associados (Portugal)

Space

The total rented space includes both hall space and open-air space contracted by the exhibitors, whether it is paid or unpaid, and it corresponds to the number of square meters effectively occupied by them. The rented space is divided into national and foreign in accordance with the exhibitor classification.

Exhibitors

The main exhibitor is the entity contracting directly with the organiser.

Co-exhibitor is the entity which presents its products/services on the main exhibitor's stand with its own staff.

A represented company is one who is not present with their own staff, and whose products or services are present on a main exhibitor's or co-exhibitor's stand. These represented companies are excluded from the calculation of the total number of exhibitors.

Visitors

Any person entering the fair/trade show during its official opening hours who presents at control access either a ticket or a card proving payment on the entrance fee or an invitation card is considered as visitor. Visitors exclude the staff of exhibitors, services providers and organisers.

The visitor whose address is located in another European or Third country is considered as foreign visitor. An additional visit, to be verified as made on a different day from the first visit is considered as a repeat visit.

The figures presented in the Euro Fair Statistics brochure concern the number of total visits: total number of visitors plus the total number of repeat visits.

DEFINITIONS

CENTREX (Bulgaria, Czech Republic, Hungary and Poland)

Space

The rented space is divided up in hall space and open-air space which is rented / contracted by exhibitors. International incorporates space rented by foreign and multinational companies.

Exhibitors

An exhibitor with his own stand (direct exhibitor) is one who occupies a stand for his company receives the bill from the exhibition organiser and settles it directly. A represented firm (indirect exhibitor) is one who does not have a stand of his own, but presents his products on a stand of a direct exhibitor. Co-exhibitors at an exhibitor's stand or participants at a collective stand are also considered as exhibitors for statistical purposes if they exhibit their own goods employing their own personnel on the exhibitor's stand or at a common stand organised by a collective stand organiser and their autonomy can be undoubtedly recognized even without physical separation. These companies are considered as exhibitors regardless that the invoice is being issued on the exhibitor or on a collective stand organiser. The nature of the participation and the identity of each exhibitor at the stand should be very clear from the application form sent to the exhibition organiser.

Nationality of the exhibitor/co-exhibitor: foreign exhibitors and multinational companies are integrated under heading as international exhibitors (as well as space).

Visitors

The number of visitors is calculated on evidence. The number of paying visitors is established through financial evidence: number of sold tickets (prepaid or on the spot) and number of tickets/entry passes paid by the exhibitor or a third party. Visitors with paid passes for a given period are calculated on the basis of a financially reasonable minimum number of uses of the pass. 4 visitors are counted for each family ticket sold. For persons arriving with vouchers, registration cards or similar valid free passes, tickets can be counted as visitors only if evidence is available.

The number of foreign visitors is established either by tickets sold through special pre-registration means, or filled in-registration cards with evidence of the foreign origin of the visitor or through representative visitor sur

CLC-VECTA (The Netherlands)

Space

Net exhibition space: sum of booth space and any space utilized by the organiser for features that have a direct relation to the theme of the exhibition.

Exhibitors

Exhibitor entity that displays products or services accepted by the organiser, with personnel present at the exhibition, including main exhibitors and co-exhibitors.

Visitors

A visitor is a person who visits an event once or several times during the days when the event/ the trade fair ground is open for persons in possession of an entry ticket.

A visitor is:

- A person who obtained an entry ticket during the duration of the event.
- A person who obtained an entry ticket during the period of pre-registration and visited the event/ the trade fair ground at least once during the duration of the event.
- A person who obtained a complimentary entry ticket and visited the event/ the trade fair ground at least once during the duration of the event.
- A person who is in the possession of an annual season ticket and visited the event/ the trade fair ground at least once during the duration of the event.
- A person who is in the possession of a press ticket and visited the event/ the trade fair ground at least once during the duration of the event.

Exhibitor, organiser, service and personnel cards and passes are not counted.

DEFINITIONS

FEBELUX (Belgium)

Space

The space is divided into hall areas and open-air areas. This space is the surface occupied by the exhibitors and it also includes the "special show" areas utilized by the organizer for features which have a direct relation to the theme of the exhibition.

Exhibitors

Direct exhibitors: companies or organizations in touch with the organizer, who pay for their participation or agree on a commercial deal with the organizer in order to be present during the exhibition.

The exhibitor owns a booth, and can sell products from different companies. Those companies offer goods or services via their personnel from their own exhibitor stand area, via a booth.

Indirect exhibitors: represented organizations or companies that are not present with their own staff, and whose products or services are present on a direct exhibitor's booth.

Visitors

Attendance figures are calculated based on the number of admissions at the exhibition venue during its official opening hours.

The visitor owns an entrance ticket (includes VIP card) or bought a ticket through the preregistration system.

2 systems of admission:

- by an electronic monitoring system
- by retaining the tickets counterfoils or through registrations.

FKM (Germany and some events in Italy)

Space

The exhibitor stand area is broken down according to hall space and outdoor exhibition space, as well as according to space rented by domestic or foreign exhibitors. Stands, display panels and demonstrations, which deal with the theme of an event comprehensively or specific aspects of it, independent of exhibitors, are treated as special shows.

Net exhibition space consists of the exhibitor stand area and space for special shows. Gross exhibition space consists of the net space plus the corresponding access and service areas.

Exhibitors

Companies or organizations, which offer goods or services via their personnel from their own exhibitor stand area, are counted as exhibitors.

Additionally represented firms are companies whose goods or services are offered by another exhibitor. The number of exhibitors may not include the figures for additionally represented firms.

Visitors

A visitor is defined as a person attending a trade fair/exhibition during the hours in which it is officially open to exhibition visitors.

The number of visitors is calculated according to the number of admissions on the exhibition venue. A maximum of one admission per day is registered. The number of admissions per day is determined either by manual access control, manual visitor registration on site, a certified visitor admission system or, in the case of digital access, by log-in data and a visitor identification feature.

DEFINITIONS

FKM-Austria (Austria)

Space

The total rented space of an event is based on the amount of space rented by the individual exhibitors. The amount of rented space is divided into hall areas and open-air areas, and is also differentiated between domestic and foreign exhibitors.

Exhibitors

Exhibitor figures are compiled from the number of companies who have rented an individual stand and who use their own personnel to promote goods or services. Represented firms are companies whose goods or services are offered by another exhibitor. The number of exhibitors may not be added to the number of represented firms.

Visitors

The number of visitors is based on the amount of entrance tickets sold or is based on an electronic registration system. One entrance per visitor per day is counted. Visitors buying a multiple entrance ticket can use the ticket on several days during the show (counting of entry is based on the ticket price – if the ticket costs 20 % more than the one day ticket, two visitors are counted). Complimentary tickets, exhibitor tickets, press tickets etc. have not been taken into consideration.

Free entrance tickets are counted if based on an electronic registration system and the registration includes the full address of the visitor.

The Association of Trade Fair and Event Organisers (Finland)

Space

The total rented space of an event refers to the area used by and paid for by the exhibitors. A distinction is made between hall space and open air space. Areas given free of charge to exhibitors are not counted.

Exhibitors

An exhibitor with his own stand (direct exhibitor) is one who has obtained a contract for an exhibition stand in its entirety, or who uses a specified, clearly delineated portion of an exhibition stand using his own personnel to promote goods or services.

A represented firm (indirect exhibitor) is one whose products or services are offered through a direct exhibitor. The number of exhibitors with their own stands may not be added to the number of represented firms, except when evident.

Visitors

The number of visitors is the sum of paid entries, invitation cards used, and other used tickets which can have been obtained by conference visitors who have had access to the trade fair grounds. A visitor who visits a trade fair over a period of many days is counted once a day. Exhibitor, press, service and personnel cards and passes are not counted..

DEFINITIONS

ISFCERT SRL - Istituto di certificazione dati Statistici Fieristici (Italy)

Starting from 2013 ISFCERT is appointed by ACCREDIA (Italian body member of European cooperation for Accreditation) to audit events in accordance with ISO 25639 -2008 and ISO 17065-2012

Space

The rented space of a fair is the area effectively occupied by the exhibitors, invoiced and paid at the official price.

The space is divided up in hall space and open-air space and in area rented by Italian and foreign exhibitors.

Areas given free of charge to private exhibitors are not counted.

Exhibitors

An exhibitor with his own stand (direct exhibitor) is one who occupies a stand for his company, receives the invoice and pays it.

Exhibitor figures are divided up in Italian and foreign exhibitors.

A represented firm (indirect exhibitor) does not have a stand of his own, but is present in the stand of a direct exhibitor. He cannot be considered, if he does not pay the official fee for the participation.

Visitors

Any person entering a trade fair presenting a ticket or a card proving payment of the entrance fee, or an invitation card with a control slip is considered as a visitor.

Visitors admitted free of charge are counted only if they give elements for their qualification and identification.

Foreign visitors are counted only if their identification is possible.

Honorary cards, exhibitor, press and service cards and passes are not counted.

Each visitor shall be counted only once for the duration of the exhibition: for instance, permanent access cards are counted only once.

SOKEE (Greece) - UFI Rules

Space

Total net exhibition space: total floor space - indoors and outdoors - occupied by exhibitors. This is also called "contracted space" and may include both paid and unpaid space. It also includes space allocated to special shows having a direct relation to the theme of the exhibition.

Exhibitors

Only the exhibitors ("direct" exhibitors) are counted.

The main exhibitors are those bodies contracting directly with the organizer.

The co-exhibitors are those organizations/companies present on a main exhibitor's stand, with their own staff and their own products and/or services. They must be clearly identified via several means, e.g. mentioned on the application form of the main exhibitor or declared by an official coordinating body, or in the exhibition catalogue forms.

In the case of a collective participation, the space must be rented and paid for by the exhibitor organising the collective participation. The area is shared by several participants who are considered to be co-exhibitors if they occupy their own area, appear under their own name and present their own products/services by their own staff.

If each of these conditions is not fulfilled, they are considered as "represented companies" ("indirect" exhibitors) and may not be counted in the exhibitor tally.

The nationality of an exhibitor is determined by the address of the exhibiting company/organization as written on the contract with the organizer.

Visitors/Visits

The counting of visitors takes place only during the event's official opening hours when synchronous interactions with exhibitors can take place.

A visit is the action of a person who, on any official open day and hour, enters the event with an access document and who is representative of the market audience expected by the organizers and exhibitors.

Included in the calculation of "visits" are:

- persons who purchase their tickets at the event,
- persons who purchased their ticket before the event AND who attend the event,
- persons with a complimentary invitation or a reduced tariff ticket AND who attend the event,
- persons attending with a season ticket.

A person may only be counted once per day.

Excluded from the calculation of "visits" to an event are:

- staff of the exhibition venue and organizer,
- staff working for service providers,
- staff of exhibiting companies/organizations,
- speakers during the event,
- media representatives.

The visitor is counted only once for the entire duration of the fair, regardless of the number of visits.

A repeat visit is each additional visit of a visitor after the first visit that can be controlled. Here also only one visit per day is counted.

The "Nationality" is determined on the basis of a visitor's place of residence and must be stated on visitor registration forms with mention of the address abroad. Foreign or international visits are those visits by visitors of places of residence other than the country in which the event takes place (EU countries are counted as individual nations). If the event is only digital, the "country in which the event takes place" is that country which has the most visitors at the digital event. All other visitors are determined to be "international" visitors.

Numbers reported in this report relate to visits.

DEFINITIONS

TOBB (Turkey)

Space

The total rented space includes both hall space and open-air space contracted by the exhibitors, and based on the amount of space rented by the individual exhibitors. It includes the space rented for both national and foreign exhibitors.

Exhibitors

Natural and legal persons who exhibit their services and products on a stand assigned by the organiser in accordance with the provisions of contract signed between organiser and exhibitor.

The organiser has to fill and send a form of fair result report whose example shall be determined by the Union together with fair catalogue, a copy of fair contract, insurance policy and a document showing all insurance premium has been paid, the name list of direct or indirect foreign participants for international fairs to the chamber/commodity exchanges to which it has made its fair organizing application. The form includes total participant number, the rate and number of the foreign participants among all participants, distribution of direct or indirect foreign participants according to countries, total stand area allocated to participants, stand area allocated to the foreigners and its rate among total area, the total number of visitors, the rate and number of foreign visitors among all visitors, distribution of foreign visitors according to the countries and general evaluations of the organiser regarding the fair.

Visitors

Visitor numbers are calculated according to the number of tickets sold, number of complimentary tickets or electronic count at the tourniquets.

UNIMEV – OJS department (France)

Space

The given figures refer to area (booth space) occupied by exhibitors and co-exhibitors whether it is paid or unpaid.

It corresponds to the number of square meters effectively occupied.

It does not include in this case the area used for features in relation with the theme of the exhibition.

Exhibitors and co-exhibitors

The main exhibitor is the entity contracting directly with the organiser and presents its products/services with its own personnel.

Co-exhibitor is the entity which presents its products/services on the main exhibitor's stand under his trade mark with its own personal.

Visitors

Any person entering the fair / trade show during its official opening hours who presents at control access either a ticket, or a card proving payment on the entrance fee or an invitation card with a numbered control slip is considered as visitor.

A journalist is counted as visitor. Visitors exclude the staff of exhibitors, exhibition centres, services providers and organisers' staff.

An additional visit, to be verified as made on a different day from the first visit is considered as a re-visit.

The visitor whose address is located in another European or third country is considered as foreign visitor. The figures listed in the Euro Fair Statistics brochure concern the number of total visits: "visitors entries" is the total number of visitors admissions at the fair / trade show during its official opening hours. UNIMEV – OJS department (France)

Space

The given figures refer to area (booth space) occupied by exhibitors and co-exhibitors whether it is paid or unpaid.

It corresponds to the number of square meters effectively occupied.

It does not include in this case the area used for features in relation with the theme of the exhibition.

Exhibitors and co-exhibitors

The main exhibitor is the entity contracting directly with the organiser and presents its products/services with its own personnel.

Co-exhibitor is the entity which presents its products/services on the main exhibitor's stand under his trade mark with its own personal.

Visitors

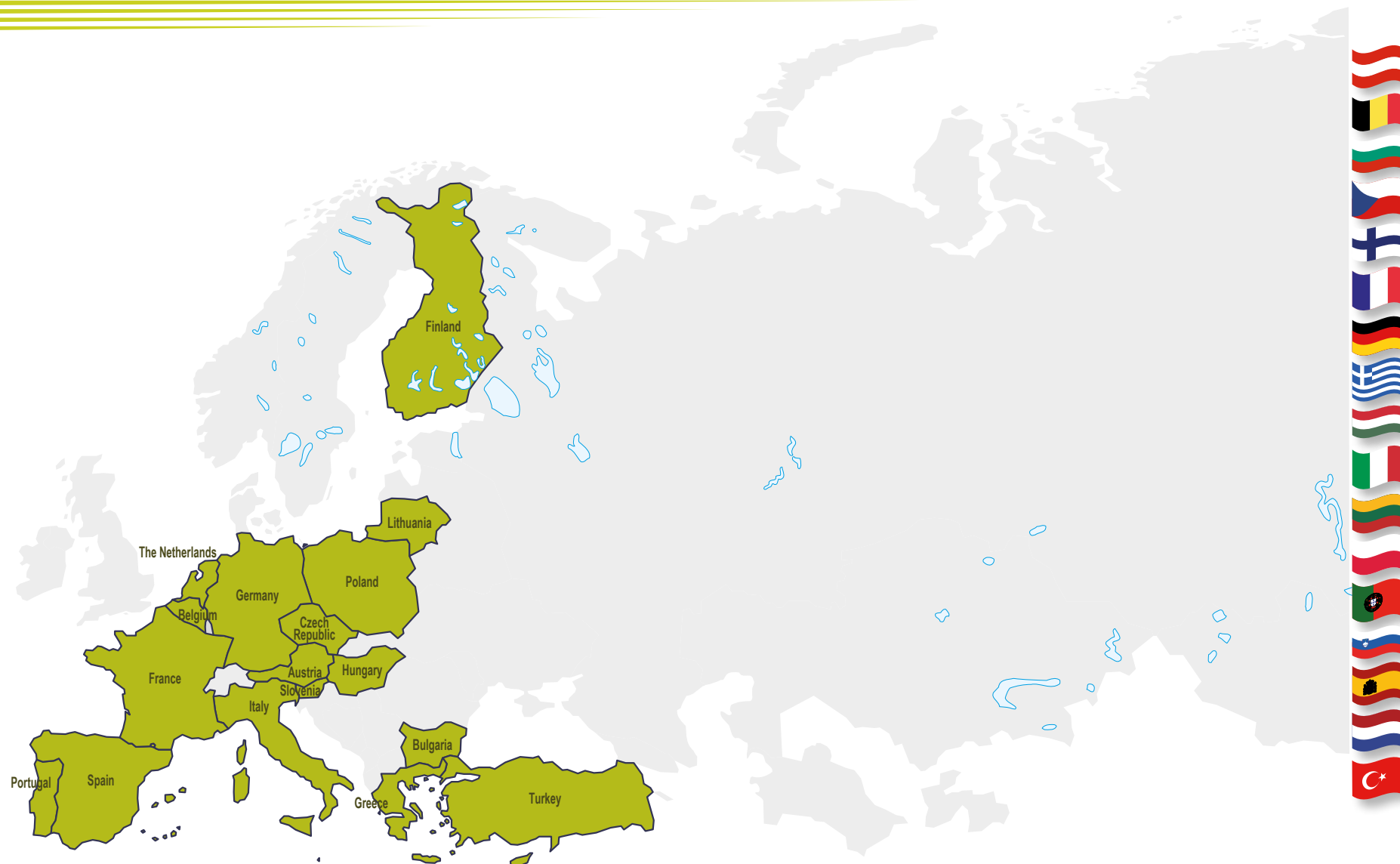
Any person entering the fair / trade show during its official opening hours who presents at control access either a ticket, or a card proving payment on the entrance fee or an invitation card with a numbered control slip is considered as visitor.

A journalist is counted as visitor. Visitors exclude the staff of exhibitors, exhibition centres, services providers and organisers' staff.

An additional visit, to be verified as made on a different day from the first visit is considered as a re-visit.

The visitor whose address is located in another European or third country is considered as foreign visitor. The figures listed in the Euro Fair Statistics brochure concern the number of total visits: "visitors entries" is the total number of visitors admissions at the fair / trade show during its official opening hours.

LOCATIONS OF EVENTS



LISTS OF USED CODES (1/3): Interval year, Admission, Industry sectors

Format	
H	hybrid
D	digital

Interval year	
1	once a year
2	every other year
3	every 3 years
4	every 4 years
2x1	2x1 = twice a year
3x1	3x1 = 3 times a year
4x1	4x1 = 4 times a year
blank	not regular or not yet known (first time)

Space, exhibitors or visitors figures	
blank	not audited or not available
0	null

Admission	
T	trade (only)
P	public (only)
T/P	trade & public

Name of auditor	
blank	not audited but certified

1. Agriculture, Forestry, Fishery
Agriculture
Horticulture
Cattle Breeding
Timber
Fisheries
Tobacco
Fishing
Viticulture
Forestry
2. Food and Beverage, Hospitality
Bakery Equipment
Hotel
Beverage
Meat Industry
Beverage Processing
Refrigeration
Catering
Restaurant
Food
Water
Food Processing
Wine
3. Leisure, Hobby, Entertainment
Animals
Music
Antiques
Numismatics
Arts
Pet Supplies
Bicycles
Philately
Bridal
Photography
Camping
Radio
Caravanning
Senior (if referring to leisure)
Entertainment
Souvenirs
Films
Sporting Goods
Gardening
Swimming Pool
Hobbies
Tapestry
Horse riding
Tourism
Hunting
TV
Leisure
Wedding
4. Business Services, retail
Advertising
Banking

Cleaning (if referring to services)
Communication
Finance
Franchise
Funeral
Insurance
Investments
Legal Services
Marketing
Public Relations
Publishing
Storage
Subcontracting
5. Construction, Infrastructure
Air Conditioning
Architecture
Building
Construction
Heating
Paint
Public Works
Plumbing
Stones
Woodwork
6. Travel
Travel
7. Security, Fire Safety, Defense
Defense
Protection
Safety
Security
8. Education
Books
Career Development
Education
Nursery
Schooling
Training
9. Energy, Oil, Gas
Energy
Gas
Lighting
Minerals
Mining
Offshore
Oil
Petrochemical
10. Environmental Protection
Environment
Recycling
Waste
11. Printing, Packaging
Calligraphy
Graphics
Packaging

Paper
Printing
Reprography
12. Furniture, Interior design
Furniture
Furniture Production
Interior Design
Office Equipment
13. Premium, Household, Gifts, Toys
Ceramics
Games
Gifts
Glassware
Handicraft
Household Equipment
Houseware
Tableware
Toys
14. Beauty, Cosmetics
Beauty
Cosmetics
Perfumery
15. Real Estate
Housing
Real Estate
16. Automobiles, Motorcycles
Automobile
Motorcycles
17. Chemistry
Chemical
Dye Industry
Plastics
Rubber
18. Electronics, Components
Electrical Equipment
Electronics
19. Engineering, Industrial, Manufacturing, Machines, Instruments, Hardware
Assembly
Automation
Cables
Capital Goods
Cleaning (if referring to equipment)
Control & Instrumentation
Engineering
Foundry
Geology
Industrial Equipment
Laser
Machine Tools
Measurement
Metallurgy
Metalworking

Power Engineering
Robotics
Science
Welding
Wires
20. Aviation, Aerospace
Aerospace
Aviation
21. IT and Telecommunications
Audio-Visual
Broadcasting
Computers and Softwares
Informations Systems
Multimedia
New Technologies
Sound
Telecommunications
22. Health, Medical Equipment
Biotechnology
Dentistry
Disabled Aid Equipment
Health
Hygiene
Medicine
Pharmacy
Sanitation
Senior (if referring to health)
Surgery
Veterinary
23. Optics
Optics
24. Jewelry, Watch & Accessories
Jewellery
Watches
25. Textiles, Apparel, Fashion
Clothing
Fashion
Leather
Linens
Lingerie
Shoes
Textiles
26. Transport, Logistics, Maritime
Boat
Conveying
Handling Equipment
Logistics
Marine
Traffic
Transport
Trucks
27. General
Consumer Goods

LISTS OF USED CODES (2/3): List of auditors with their contact details

1 Artus (Österreichische Revisions- und Treuhand Gesellschaft m.b.H.)

Stubenring 24
1010 Wien, Austria
+43 1 513 79 00 – 0
e-mail: c.richter@artus.at

2 Auditing BZ GmbH

Via Cavour 23/c
39100, Bolzano (Bz)
Phone : (+39)3470544699
e-mail: info@auditzb.it

3 BDO

Avenida da Republica 50–10°
P-1069-211 Lisbon, Portugal
Phone: +351 2 17 99 04 20
e-mail: ana.gabriela@bdo.pt

4 CENTREX

Albertirsai út 10
H-1101 Budapest, Hungary
Phone & Fax: +36 (1) 26 36 368
e-mail: info@centrexstat.org

5 Conference od Italian Regions and Autonomous Provinces

Viale Aldo Moro, 44
40127 Bologna, Regione Emilia-Romagna, Italy
Phone: +39 (051) 527 6534
Fax: +39 (051) 527 6512
e-mail: fquagliariello@regione.emilia-romagna.it

6 EXPOCERT

65 rue Colbert
92700 COLOMBES, France
Phone: +33 1 47 84 01 56
e-mail: contact@expocert.fr
www.expocert.fr

7 EXPO'STAT

33 rue Abel Hovelacque
75013 PARIS, France
Phone : +33 1 45 35 69 86
e-mail : cdasilva@expostat.com
www.exposat.com

8 FKM

Littenstrasse 9
D-10179 Berlin, Germany
Phone: +49 (30) 2 40 00-0
e-mail: info@fkm.de
www.fkm.de

9 I.E.E.

BUSINESS & EXHIBITION RESEARCH AND DEVELOPMENT INSTITUTE

154 Egnatia Street, Thessaloniki, P.C. 54636
+30 231-0291590
Fax: +30 231-0291609
e-mail: info@jee.org.gr

10 ISFCERT SRL

Via L. Vestri, 1
40128 Bologna, Italy
Phone: +39 (051) 745 9000
Fax: +39 (051) 745 9007
e-mail: info@isfcert.it

11 MADISON

C/ Proción, 7 Portal 1 - EDIFICIO AMÉRICA II
E-28023 Madrid, Spain
Phone : +34 90 260 25 55
e-mail: maite.sanmartin@madisonmk.com
website: www.madisonmk.com

12 MediaAuditFinland

Lönnrotinkatu 5
00120 Helsinki Finland
Phone: +358 40 358 9315
e-mail: levikki@mediaauditfinland.fi
website: www.mediaauditfinland.fi

13 Prooptiki SA

Mr. Giannopoulos Nikos
+30 210-3318855 ext. 103
Fax: +30 210-3318858
e-mail: giannopoulos@prooptikisa.gr

14 Turkey: local Chambers of Commerce

Contact TOBB
Dumlupınar Bulvarı No:252 (Eskişehir Yolu 9. Km.)
06530 / Ankara, Turkey
Phone: +90 (312) 218 22 82
Fax: +90 (312) 218 24 84
e-mail: info@tobb.org.tr

LISTS OF USED CODES (3/3): List of organisers

1	İdeal Fuarçılık Org. Ltd. Şti.	38	Anfaş Antalya Fuarçılık İşletme Ve Yatırım A.Ş.	73	Atis Fuarçılık A.Ş.	110	Bosta
2	24 Saat Fuarçılık A.Ş.	39	ANGERS LOIRE TOURISME EXPO CONGRES (ALTEC)	74	Atlantik Fuarçılık Org. Tan. Hiz. San. Tic. Ltd. Şti.	111	Boyut Fuarçılık Hizmet. Org. A.Ş.
3	365 GIORNI IN PUGLIA SRLS		DESTINATION ANGERS	75	Atlas Uluslararası Fuarçılık Reklam Org. Ltd. Şti	112	Brabo vzw
4	3B Fuarçılık Ltd. Şti.	40	Antexpo Fuarçılık Hizmetleri A.Ş.	76	AUVERGNE EVENTS - GL EVENTS	113	BrancheContact VOF
5	402 Automotive	41	AP & KDG	77	AUVERGNE-RHONE-ALPES ORIENTATION	114	Brunite
6	4M Fuar Organizasyon Hizmetleri Ltd. Şti	42	AP Events Sprl	78	AVEBION	115	BRUNITE PINARES
7	54 Events B.V.	43	APA SERVIE SRL	79	Aviation Week Network	116	BV. Industrial Promotios International (IPI)
8	A 151 Srl	44	APRAT y Bomberos Sevilla	80	AVO	117	BVV
9	A&A Fuarçılık Organizasyon Tic. Ltd. Şti.	45	Artı 2 Fuarçılık Ltd. Şti.	81	Ayuntamiento de Cocontentina	118	CÁMARA OFICIAL DE COMERCIO, INDUSTRIA, SERVICIOS Y NAVEGACIÓN DE ALICANTE
10	A&T SAS DI LUCIANO MALGAROLI	46	Artı Fuarçılık Organizasyon Ltd. Şti.	82	Ayuntamiento de Gijón	119	CARAVANAS CRUZ, S.L.
11	A.N.C.I. SERVIZI SRL	47	ARTISSIMA S.R.L.	83	Ayuntamiento de Las Palmas de Gran Canaria	120	CCI DE LA ROCHELLE
12	Acropoli SRL	48	Artkim Fuarçılık Tic. A.Ş.	84	azienda speciale santa lucia fiere	121	CCI DE TARBES ET DES HAUTES PYRENEES
13	ACT EVENTS	49	ARTODAY GROUPE EUROPEXPO	85	B.O.S. Srl	122	CCI DU GARD
14	ACTIVA FRANCE	50	As Fuarçılık Hizmetleri Ticaret Ltd.Şti.	86	Baaiconcept bvba	123	CCI TARBES ET DES HAUTES PYRENEES
15	ADVANCE BUSINESS EVENT	51	ASCONTEX PROMOZIONI SRL UNIPERSONALE	87	Barida Fuarçılık Org. San. ve Tic. Ltd. Şti.	124	CDC Events sprl
16	AEC	52	Asel Uluslararası Fuar Hizmetleri San Ve Diş Tic. A.Ş.	88	Başak Fuar Hizmetleri Ltd. Şti.	125	Centaur Events
17	AEFOL Expolearning, S.L	53	ASEPRI	89	Başkent Global Optik Fuarçılık Tanıtım Hizmetleri San. Tic. Ltd. Şti.	126	CENTRAL DE COMPRAS Y SERV. PROF. S.A.
18	AEMER-Asociación de Empresas de Mantenimiento de Energías Renovables	54	ASIME_ASOCIACIÓN DE INDUSTRIAS DEL METAL Y TECNOLOGÍAS ASOCIADAS DE GALICIA	90	BBKPH	127	CENTRE FRANCE EVENEMENTS
19	AFAG Messen und Ausstellungen GMBH	55	Asko Fuarçılık Org. Ve Tan.Hizmetleri Ltd. Şti.	91	BE BEST	128	CENTRE FRANCE PARC EXPO
20	Afanya Fuarçılık Ltd. Şti	56	ASOC.VIDA SANA	92	Be Vegan VZW	129	CENTRO FIERA DEL GARDA S.p.A.
21	Afina Srl	57	Asociación Cultural ARTESANTANDER	93	Beauty In	130	CENTRO FIERA SPA
22	AG Insurance NV	58	Asociación Cultural Nexus Outsiders	94	Beauty Trade Professionals	131	CENTROS FAMILIARES DE ENSEÑANZA S.A.
23	Agencia Desarrollo Local de Santander	59	Asociación del Automóvil del Principado de Asturias (ASPA)	95	BEC - Bilbao Exhibition Centre	132	Ceramicanda Srl
24	Agonya Fuarçılık Ltd. Şti.	60	Asociación Malagueña de Automoción	96	Belug	133	Cesena Fiera spa
25	Agriflora	61	ASOCIACIÓN SEVILLA CLASSIC GAS / AUTOMOCIONA	97	Best Way Group, BWG	134	CEU - CENTRO ESPOSIZIONI UCIMU S.P.A.
26	AIMPES SERVIZI SRL	62	ASOCIACIÓN VIDA SANA	98	BEYOND EVENT SAS	135	CHAMBRE DES METIERS ET DE L'ARTISANAT D'EURE ET LOIRE
27	Ajuntament Barcelona	63	ASSOCIATION AQUITEC	99	BFC vzw	136	C-IFECA_CONSORCIO INSTITUCIÓN FERIA DE CÁDIZ
28	Akare Fuarçılık A.Ş	64	ASSOCIATION MARATHON DE LA ROCHELLE	100	Bindus vzw	137	CIRCULO DE FORMACION
29	Akdeniz Reklamçılık Ve Tanıtım Hizmetleri Tic. A.Ş.	65	ASSOCIATION PICTAGEEKS	101	Birleşik Fuar Yapım A.Ş.	138	clariton gaming
30	Akort Tanıtım Organizasyon Ve Fuarçılık Ltd. Şti.	66	ASSOCIAZIONE CULTURALE TORINO, LA CITTA' DEL LIBRO	102	BIRP - GROUPE SOLUTIONS	139	CLASSIC AUTO PYRENEES
31	ALEJOP OCIO	67	Associazione Rieti Cuore Piccante	103	BLOOM	140	CLOSER STILL MEDIA
32	AMA Service GmbH	68	ASSOMAC SERVIZI SRL	104	Boğaziçi Dijital Medya Fuarçılık ve Tanıtım Hizmetleri Ltd. Şti.	141	CLOSER STILL MEDIA TECNOLOGIA, S.L.U.
33	Ambiyans Fuarçılık Org. Ve Tic. A.Ş.	69	ASSOSERVIZI BIELLA SRL	105	BolognaMineral Service S.p.A.	142	CLOSERSTILL TECH & BUSINESS DIVISION
34	Amsterdam Record Convention (ARC)	70	Asya Fuarçılık Hiz. Ltd. Şti.	106	BolognaFiere Cosmoprof spa	143	COFAQ
35	Ancas Asesoramiento Empresarial S.L. (BAREXPRIENCE)	71	ATELIERS D'ART DE FRANCE	107	BolognaFiere spa	144	COMEXPOSIUM
36	ANCCE	72	Athena Fuarçılık A.Ş.	108	BolognaFiere Water&Energy srl	145	Comic Con Europe GmbH
37	ANEA - Agenzia Napoletana per l'Energia e per l'Ambiente			109	BORDEAUX EVENTS AND MORE		

LISTS OF USED CODES (3/3): List of organisers

146	COMITATO ORGANIZZATORE DEL 70° CAMPIONATO MONDIALE DI ORNITOLOGIA NAPOLI 2023
147	COMITE DE LA FOIRE DE BERE - CHATEAUBRIANT
148	COMITE DES FETES, FOIRES ET SALONS DE LA ROCHELLE
149	COMITE DES FOIRES ET SALONS DE CHALON SUR SAONE
150	COMITE FRANCAIS DU CAFE
151	COMMISSION DU FILM D'ÎLE-DE-FRANCE
152	COMMUNAUTE EMMAUS - Association EMMAUS POITIERS
153	COMMUNICA ORGANISATION
154	COMOCREA EXPO S.R.L.
155	COMUNE DI ALBA
156	COMUNE DI BRA
157	COMUNE DI CARRU'
158	Comunidad de Madrid
159	ConSORCI ZF Internacional, S.A.U
160	CONSORZIO FEE
161	COTE SALONS
162	Crain Communications Ltd.
163	CREMONAFIERE S.P.A.
164	Çukurova Fuarçılık A.Ş.
165	Da Vinci Events
166	DAC/ADENCYL
167	David Gaspar Azparren
168	Daz Spor Aktiviteleri Ve Org. A. Ş.
169	Delfico Bv
170	Demos Endüstri Fuarçılık A.Ş.
171	DESTINATION ANGERS
172	DESTINATION NANCY
173	Detay Fuarçılık Org. ve Tanıtım Hizmet. Ltd.Şti.
174	Deutsche Messe AG
175	Diamond City Crew
176	Dijiport Uluslararası Fuarçılık A.Ş.
177	DIJON CONGREXPO
178	DIPRO bvba
179	DIPUTACIÓN DE SALAMANCA
180	Dirty Hippos
181	DISGROUP
182	Dişsiad Kongre Ve Kon.Org.Ltd.Şti.
183	Diversified Communications
184	DIVERSIFIED COMMUNICATIONS UK
185	Divulgazione Manifesta-zioni Pubblicitarie srl
186	Diyarbakır Fuarçılık ve Ticaret A.Ş.
187	DLG Fuarçılık Ltd. Şti.
188	DLG Service GmbH
189	DO.MO.ART. SRL
190	Domino Fuarçılık A.Ş.
191	DrankenbeurZ
192	Dream Project Organizasyon Fuarçılık Ve Tic. A.Ş.
193	E.A. Fiera di Foggia
194	E.I.C.M.A. - ESPOSIZIONE INTERNAZIONALE DELLE DUE RUOTE
195	E.T.A.I
196	Easyfairs
197	easyFairs Belgium
198	Easyfairs Deutschland GmbH - succursale italiana
199	easyFairs Global
200	EASYFAIRS IBERIA SL
201	EASYFAIRS ITALIA S.R.L.
202	Easyfairs Nederland
203	EBRA EVENTS
204	ECOD Srl
205	Ed Fuarçılık Ve Organizasyon Ltd. Şti.
206	EDI.CER. spa
207	Edinova srl
208	Editorial Cantabria S.A
209	Editrice Il Campo srl
210	Efem Uluslararası Fuar Ve Org. Hiz. A.Ş.
211	Efor Ege Fuarçılık A.Ş.
212	Efor Fuarçılık A.Ş.
213	Eft Fuarçılık A.Ş.
214	EHLIS
215	Eijsermans Events
216	EITEP Euro Institute for Information & Protection GmbH
217	EKAGLOBAL Uluslararası Belge, Teknik Kontrol Savunma Sanayi Teknoloji Fuarçılık Müşavirlik ve Özel Eğt. Hizm. San. Ve Tic. Ltd. Şti.
218	Eket Fuarçılık Tic. Ltd. Şti.
219	Eko Mmı Fuarçılık Ltd. Şti.
220	Eks Fuarçılık A.Ş.
221	Ekspoturk Fuarçılık A.Ş.
222	Elcano Group
223	Electrevents
224	ELIPSE INICIATIVAS, SL
225	Emerce
226	Enc Uluslararası Fuarçılık Hiz. San.Tic. Ltd. Şti
227	ENCOM
228	Encore Media Group
229	Endless Grup Eğitim Bilişim Fuarçılık A.Ş.
230	Enerji Fuarçılık Org. San. Ve Tic. A.Ş.
231	Ente Fiera di Isola della Scala srl
232	EOS SRL
233	Epic Events
234	Epsilon Ulus. Fuar Ve Org. Tic. Ltd. Şti.
235	EQUIPE EXIBIT SRL
236	ERO LOGISTICS & TRADE S.L.
237	Ero-expo NV
238	Escape Events
239	Esem Fuar Ve Organizasyon Hiz. Tic. Tlt. Şti.
240	Espacio de Arte Contemporaneo Díez-Cascón Arquitectos
241	Estrategia de Espacios y Ferias, SL
242	ETONNANTS VOYAGEURS
243	EUROEXPO Messe- und Kongress-GmbH
244	Euronovios Aragón 2010, S.L.
245	European Helicopter Assoc. (EHA)
246	Euxenita XVI
247	Eventex BV
248	EVENTI DI CARMINE NOTARO
249	Eventos del Motor
250	EVENTOS DEL MOTOR, S.L.
251	Eventos Motor SL
252	EVENTS & CO
253	EVIDENT EVENTS
254	Exactus
255	EXCELLENCE S.R.L. SOCIETA' ITALIANA DISTRIBUTORI E IMPORTATORI IN SIGLA «EXCELLENCE S.R.L. SIDI»
256	Excellent Beurzen B.V.
257	Experience Me S.r.l.
258	Expo Business Communications BV
259	Expo Communications BV
260	EXPOCINEGETICA SL
261	EXPOFOODTECH
262	Expolife Fuarçılık Ticaret A.Ş.
263	Expoline Fuarçılık Ticaret Ltd.Şti.
264	Expoloji Uluslararası Fuarçılık Org. Ltd. Şti.
265	Expomark Ltd
266	EXPONANTES
267	Exponor
268	Expoproof
269	EXPORUM INC.
270	EXPOVICAM SRL
271	Exposiciones y Eventos, S.L.
272	Exposport Fuarçılık A.Ş.
273	Eylül Organizasyon Sergi Ve Panayır Tanıtım Tic. Ltd. Şti.
274	Fabricom Industries Sud
275	FAETEDA/RED
276	Fairs Consult
277	Fairtec
278	Fairtime
279	Fast Fair Fuarçılık Hizmetleri Ltd. Şti.
280	FDHPA 17
281	FED. EMPRESARIOS DEL METAL
282	FEDERACIÓN ESPAÑOLA DE ORTESISTAS Y PROTESISTAS

LISTS OF USED CODES (3/3): List of organisers

283 Federal Fuar Ve Kongre Yönetimi Ltd. Şti.	317 FLEET Events GmbH	352 GL EVENTS VENUES - SAINT ETIENNE EVENEMENTS	388 Hyve Events
284 Federatie voor verzekerings - en financiële tussenpersonen	318 Flotte Medien GmbH	353 GL EVENTS VENUES - STRASBOURG EVENEMENTS	389 I Saloni Nautici S.r.l.
285 FEDERATION FRANCAISE MÉDIÉVALE	319 FOACAL	354 GI Platform Fuar Hizmetleri Ltd. Şti.	390 I.Com. Advertising Sas
286 FEDERLEGNO ARREDO EVENTI SPA	320 Focus Fuar Ve Kongre Yönetimi A.Ş.	355 Gmt Fuarçılık Ltd. Şti.	391 IBC International Broadcast Convention
287 FEDERUNACOMA SURL	321 FOIRE DE BRIGNOLES EN PROVENCE VERTE	356 Gold Stant Fuar Org. San. Ve Tic. Ltd. Şti.	392 IBIZA Xperience B.V.
288 FEINDEF	322 FOIRE DU DAUPHINE - ROMANS	357 GRAND POITIERS COMMUNAUTE URBAINE - PARC	393 IBS EVENT & INFOPROMOTIONS
289 FEIRA INTERNACIONAL DE GALICIA ABANCA	323 FORUM Federatie vzw	DES EXPOSITIONS	394 Ica Beauty Fuarçılık A.Ş.
290 Felkatur SL	324 Freiburg Wirtschaft Touristik und Messe GmbH & Co. KG/ Solar Promotion GmbH	358 Group Daedalus	395 Ica Fuarçılık A.Ş.
291 FERIA DE VALLADOLID	325 Frig Fuarçılık ve Org. Hizm. San. Ve Tic. Ltd. Şti.	359 Grup Medya Fuarçılık Limited Şirketi	396 ICM d o.o.
292 FERIA DE ZARAGOZA	326 FUNDACIÓN MHW	360 Grupo Avalco	397 IDEA FERIAS COMERCIALES S.L
293 Feria Valencia	327 FUNDACIÓN PARA EL CONOCIMIENTO MADRI+D	361 GRUPO CORREO	398 IDEABIELLA SRL
294 FERIASTURIAS - FERIA INTERNACIONAL DE MUESTRAS DE ASTURIAS / CÁMARA DE COMERCIO DE GIJÓN	328 Fundación Pública Artesanía de Galicia	362 Grupo Fermuser	399 IDEAL Connaissances
295 Ferrara Expo Srl	329 Funtastic Srls	363 GRUPO RANDOM COMUNICACIÓN S.L	400 IDEE IN FIERA Srl
296 Fespa Eurasia Fuarçılık A.Ş.	330 Future X Events Reklam Satış Proje Tic. Ltd. Şti.	364 GSI DOTACIÓN INDUSTRIAL	401 IES - S.R.L.
297 FEVAL - Institucion Ferial de Extremadura	331 FYCMA_PALACIO DE FERIAS Y CONGRESOS DE MÁLAGA	365 GSMA Association	402 IES INTERNATIONAL EYEWEAR SOLUTIONS SRL UNIPERSONALE
298 FEVASER	332 G.L. EVENTS ITALIA S.p.A.	366 Hall of Fame ASBL	403 IFA - Fira Alacant
299 FEVYMAR	333 GAESCO	367 Hamburg Messe und Congress GmbH	404 IFAB - Institucion Ferial de Albacete
300 FHI, Federatie van Technologiebranches	334 GAYANT EXPO CONCERTS	368 HAMLET SRL	405 IFEBA - Feria de Badajoz
301 FIBES_PALACIO DE CONGRESOS Y EXPOSICIONES DE SEVILLA	335 GEEK EVENTS	369 Hannover Messe Sodeks Fuarçılık A.Ş.	406 IFEMA MADRID
302 FICOPA_RECINTO Ferial DE GIPUZKOA	336 GEFI S.PA.	370 Hannover Fairs Turkey Fuarçılık A.Ş.	407 IFEPA_PALACIO DE FERIAS Y EXPOSICIONES DE LA REGIÓN DE MURCIA
303 FICOMIC	337 Gestión de Congresos y Sociedades Médicas, SL	371 Hannover Messe Ankiros Fuarçılık A.Ş.	408 IFTSA_INSTITUCIÓN Ferial DE TENERIFE
304 FIERA MILANO SPA	338 GGTech	372 Hannover Messe Sodeks Fuarçılık A.Ş.	409 İhtisas Fuar Fuarçılık Hizmetleri Yayıncılık San.Tic.Ltd.Şti.
305 FIERA MILLENARIA DI GONZAGA S.R.L.	339 GIE OBJECTIF TRANSPORT PUBLIC	373 HBO-I stichting	410 IIR Exhibitions - An Informa Business
306 FIERA ROMA SRL	340 GIP-FCIP	374 Hbs Mimarlık E Ticaret A.Ş.	411 İkon Fuarçılık Hizmetleri A.Ş.
307 FIERAVICOLA srl	341 GIPHAR GROUPE	375 Health&Beauty	412 IL TARI' SCPA
308 Fiere di Parma Spa	342 GL EVENTS EXHIBITIONS - BREST	376 HET PORTAAL MEDIA	413 Il Tari' scpa
309 FIL	343 GL EVENTS EXHIBITIONS - CASSENEUIL	377 HILL MEDIA LTD.	414 IMAGIN'CON
310 Finnish Marine Industries Federation Finnboat	344 GL EVENTS EXHIBITIONS - LILLE	378 HINTE Expo & Conference GmbH	415 IMFE (Ayuntamiento de Málaga)
311 FIR S.R.L.S.	345 GL EVENTS EXHIBITIONS - LYON	379 His Fuarçılık Hiz. Ltd. Şti.	416 IMM CARRARA FIERE SPA
312 Fir Srls	346 GL EVENTS EXHIBITIONS - PARIS	380 Hkf Fuarçılık A.Ş.	417 INFECAR - FERIA DE GRAN CANARIA
313 Fira de Barcelona	347 GL EVENTS EXHIBITIONS OPERATIONS - BREST	381 HoLaPress Communicatie	418 İno Uluslararası Fuarçılık Tan. Ve Org. A.Ş.
314 FIRENZE FIERA SPA	348 GL EVENTS VENUES - AUVERGNE EVENEMENTS	382 Holcus Buien B.V.	419 INFOPROMOTION - GROUPE SOLUTIONS
315 Flanders DOG SHOW	349 GL EVENTS VENUES - LE SCARABEE - ROANNE	383 HOLCUS BUITEN	420 INFOPROMOTIONS - GROUPE SOLUTIONS
316 Flanders Make	350 GL EVENTS VENUES - MEGACITE AMIENS	384 HUNGEXPO	421 INFOR Jeunes Namur ASBL
	351 GL EVENTS VENUES - REIMS	385 Hyf Fuarçılık A.Ş.	422 Informa Markets
		386 Hyphen Projects B.V.	
		387 Hyve Build Fuarçılık A.Ş.	

LISTS OF USED CODES (3/3): List of organisers

423 Innova Camera- Azienda Speciale Camera di Commercio di Roma	459 KBDB	495 M.SEVENTY S.R.L.	530 Messe Husum & Cvongress GmbH & Co. KG
424 INOREX bvba	460 Kempten Messe- & Veranstaltungs-Betrieb - Allgäuder Festwoche	496 M3B GmbH - MESSE BREMEN	531 Messe München GmbH
425 Inppes Fuarçılık Ltd. Şti	461 KEVENTO Y ASOFED	497 MACK-BROOKS EXHIBITIONS LIMITED	532 Messe Offenbach GmbH
426 INSTITUTO FERIA DE A CORUÑA	462 Kfa Fuarçılık A.Ş.	498 MADE eventi srl	533 Messe Stuttgart Ares Fuarçılık Ltd. Şti
427 INTEGRATED SYSTEMS EVENTS BV	463 KG Ekip Fuar Org. Hiz. Ltd. Şti.	499 MADE IN STEEL S.R.L.	534 Messe Wächtersbach GmbH
428 INTERGRF AISBL	464 Kobi Fuarçılık Tanıtım Ve Organizasyon Ltd. Şti.	500 MAGMA SRL	535 META BV
429 INTERIDEAS, S.L.U.	465 Koeln Parma Exhibitions Srl	501 MAJUPARAMA, S.L.	536 METALIA GESTIÓN INTEGRAL, S.L.
430 International Fair Plovdiv	466 Koelnmesse GmbH	502 Marka Vizyon Fuarçılık Ticaret Ltd. Şti.	537 Mick Paine's Fishing Tackle
431 InvestBraga	467 KOELNMESSE S.R.L.	503 MarktOnderzoekAssociatie (MOA)	538 MICROPOLIS - BESANCON
432 İpekyolu Expo Fuar A.Ş.	468 Kortrijk Xpo	504 Marmara Tanıtım Fuarçılık Org. Rek. Ve Tic. A.Ş.	539 MICROPOLIS - PARC DES EXPOSITIONS ET CONGRES DE BESANCON
433 İpekyolu Uluslararası Fuarçılık Ltd. Şti.	469 Kuzey 2009 Medya İnşaat Turizm Oto Kiralama Ticaret Limited Şirketi	505 Marmaris Fuarçılık Org. Halkla İlişkiler Basın Yayın Ltd. Şti.	540 MIF Events
434 ISSA PULIRE NETWORK SRL	470 LA DEL NORTE EVENTOS S.L.U	506 Masters HQ	541 MIFUR SRL
435 İstamonu Fuarçılık Hizmetleri Ltd. Şti.	471 LA ROCHELLE TOURISME EVENEMENTS	507 Maven Etkinlik Ve Fuarçılık A.Ş.	542 Mikrocentrum
436 İstanbul Eğitim Fuarları Ve Tanıtım Ltd. Şti	472 La Sposa Couture Srl	508 MECC Maastricht	543 MKA
437 İstanbul Fuarçılık A.Ş.	473 Labtechnology	509 MEDIA ACCESS	544 Mobidictum Medya A.Ş.
438 İstanbul Restate Fuar Organizasyon A.Ş.	474 Lahti Fair Ltd	510 MEDIAPPOINT & EXHIBITIONS SRL	545 Modefabriek BV
439 ITALIAN EXHIBITION GROUP	475 LAMIFA	511 MEDIAPRODUCCION SLU	546 ModenaFiere srl
440 Italian Exhibition Group spa	476 Landesmesse Stuttgart GmbH	512 Medya Fors Fuarçılık A.Ş.	547 Modern Fuarçılık A.Ş.
441 İtkib Fuarçılık A.Ş.	477 LARIOFIERE	513 Medya Trend Fuarçılık San Ve Tic. Ltd. Şti.	548 MONEV
442 İZFAŞ İzmir Fuarçılık Hizmet. Kültür ve Sanat İşleri. Tic.A.Ş	478 Las Rias S.C.G.	514 MEGACITE - SOCIETE D'EXPLOITATION DU CENTRE D'EXPOSITION ET DE CONGRES D'AMIENS METROPOLE	549 Money 20/20
443 İzgi Fuarçılık Ltd. Şti.	479 Ledoradeau	515 Memory Productions Events B.V.	550 Montgomery Group
444 J.E.S. Organisatie & Advies B.V.	480 Leipziger Messe GmbH	516 MENLO MEDIA, S.L.	551 Mos Fuarçılık A.Ş.
445 Jaarbeurs Utrecht	481 Leipziger Messe International GmbH	517 Meridyen Fair	552 MOTORPRESS IBÉRICA SAU
446 JETSET Events	482 Libema	518 MESAGO Messe Frankfurt Exhibition GmbH	553 Msr Uluslararası Fuarçılık İth. İhr. San. Tic. Ltd. Şti.
447 Jnr Group Fuarçılık Ltd. Şti.	483 Lifestyle Vlaanderen	519 Mesago Messe Frankfurt GmbH	554 MTGSA
448 Jointo Entertainment SL	484 Likapa Fair Fuarçılık Ticaret Aş,	520 Messe Berlin GmbH	555 MTP
449 JULIAN TIMMERMAN	485 LINEAPELLE SRL	521 Messe Bozen AG	556 MULHOUSE EXPO SAEML
450 Jumping Mechelen VZW	486 LITEXPO	522 Messe Dortmund GmbH	557 MunichExpo Veranstaltungen GmbH
451 Jyväskylä Fair Ltd	487 LIVE ! BY GL EVENTS (Membre de LÉVÉNEMENT)	523 Messe Düsseldorf GmbH	558 MUSEVA Beaux-Arts & cie
452 K.V.S.R. VZW	488 LLOBREGAT LLUDIC	524 Messe Erfurt GmbH	559 NAEPEC S.L.
453 Kaiju	489 Llobregat Servils Ferials	525 Messe Essen GmbH	560 Nap Fuarçılık Ltd. Şti
454 Kalite Fuar Yapım A.Ş.	490 LONGARONE FIERE DOLOMITI S.r.l.	526 Messe Frankfurt Exhibition GmbH	561 Nature&Progrès
455 Kamasutra BV	491 Lotus Fuarçılık A.Ş.	527 MESSE FRANKFURT FRANCE	562 Navingo B.V.
456 Karlsruhe Messe- und Kongress GmbH	492 Lucca Crea Srl	528 Messe Frankfurt İstanbul Uluslararası Fuarçılık Ltd. Şti.	563 NEXT BUSINESS EXHIBITIONS S.L. (NEBEXT)
457 Karma Fuarçılık Ltd. Şti.	493 LURE Entertainment SL	529 Messe Frankfurt Italia srl	564 NICEPO
458 Kaskon Fuarçılık Organizasyon Ltd. Şti.	494 LVA EDITIONS		565 Niesje Wolters van Bommel
			566 Nobel Expo Uluslararası Fuarçılık A.Ş.

LISTS OF USED CODES (3/3): List of organisers

567 Nord Finland Fair	603 Powerline BV	640 Reva Vzw	I'Eleavage)
568 NowyAdres	604 Pozitif Fuarçılık A.Ş.	641 Rexor Benelux	675 SEARCH ON MEDIA GROUP SRL
569 NUOVA FIERA DEL LEVANTE	605 PREMIERE VISION S.A.	642 Riva del Garda Fierecongressi S.p.A.	676 Secretariaat Pikstershow
570 NürnbergMesse GmbH	606 PRIMEVERE	643 Riva Fuar Ve Organizasyon Hiz. A.Ş.	677 Sedef Fuar Ve Kongre Hiz.San. Ve Tic.A.Ş.
571 NürnbergMesse GmbH/MedtecLIVE GmbH	607 Private Label Manufacturers Association PLMA	644 ROCHEXPO	678 SEI srl
572 nv ERO-EXPO	608 Proaktif Fuarçılık Ltd. Şti	645 Rönesans Fuarçılık Ve Yayıncılık A.Ş.	679 Sektörel Fuarçılık A.Ş.
573 Offshore Mediterranean Conference scri	609 Pro-Arts Iniciativas artisticas SL	646 ROOSTERS WORKSHOP	680 Select Global Events
574 OHGPI (Office d'Homologation des Garanties de Peinture Industrielle)	610 Productores de Sonrisas	647 Rota Exhibitions Turkey Fuarçılık A.Ş.	681 Semicyuc
575 OK EVENTOS	611 Progetca S.r.l.	648 ROTA S.A.	682 SENAF srl
576 ONE	612 Progourmet SA	649 Rotterdam Ahoy	683 SFERA
577 Organisatie Groep Zuid B.V. (OGZ)	613 PROJEKT 20DREI13 S.L.	650 Rotterdam Expo & Events	684 Shk Fuarçılık Ltd. Şti.
578 Organisatieburo Van Aerle BV	614 PROMAPLAST SRL	651 ROUEN EXPO EVENEMENTS	685 Shoptalk Europe, Hyve Group Plc
579 Orion Fuarçılık Ve Tanıtım Hizmetleri A.Ş.	615 ProMedia Group	652 Rouen tattoo festival association	686 Show Fuarçılık Ltd. Şti
580 Otf Fuarçılık Ltd. Şti.	616 Promo Fuarçılık Ticaret Ltd. Şti.	653 Roularta media Nederland B.V.	687 ShowUp B.V.
581 Padova Hall S.p.A.	617 PROMOBERG SRL	654 RTBF	688 SIAE
582 PAN AMSTERDAM	618 Promotec srl	655 RX Deutschland GmbH	689 SIEP Namur
583 PARC DES EXPOSITIONS DE GRAND POITIERS	619 Promunidi srl	656 RX FRANCE	690 Sinerji Uluslararası Fuarçılık Ltd. Şti.
584 PARIS AUDIO VIDEO SHOW	620 PROPOSTE S.R.L.	657 RX ITALY S.R.L.	691 SITEX SRL
585 Pars Fuarçılık Org. Sinema Gıda Ltd. Şti.	621 Provada B.V.	658 RX Salzburg	692 Sky Fuarçılık A.Ş.
586 PARTICULIER A PARTICULIER	622 Pubblivela srl	659 RX Wien	693 SMAU SERVIZI SRL
587 Partner Fuarçılık A. Ş.	623 Qdose B.V.	660 S.I.TE.X. S.P.A.	694 SNCB
588 PAU BEARN PYRENEES EVENEMENTS	624 Quartz Business Media Ltd	661 S.O.G.E.O. S.R.L. - SOCIETA' PER L'ORGANIZZAZIONE E LA GESTIONE DI EVENTI ORTOFLOROFRUTTICOLI IMPRESA SOCIALE	695 SNIDI srl
589 Peldaño Media Group / Restauración News	625 QUICK FAIRS SRL	662 SAFI	696 SNS Fuarçılık Org. Tic. Ltd. Şti
590 Pensoc ASBL	626 RAFAEL ROMERO	663 SAFIM	697 Sociedad Andaluza para la Divulgación de la Ciencia y Fundación Descubre
591 Pi Fuarçılık A.Ş.	627 rai Amsterdam	664 SAINT BRIEUC EXPO CONGRES	698 SOCIEDAD CANINA CASTELLANA
592 Piacenza Expo spa	628 Ramón López	665 SALONE INTERNAZIONALE DEL GIOCATTOLLO SRL	699 SOCIETA' ORNITOLOGICA REGGIANA APS
593 PIGMIUR	629 Rasyo Fuarçılık Org. Ve Tanıtım Hiz. Tic.Ltd.Şti.	666 Sanicoop	700 SOGOFIF
594 Pitti Immagine SRL	630 REAL SOCIEDAD CANINA DE MURCIA	667 SAS EXPOS SALONS ANIMA	701 Solis Fuarçılık Ve Danışmanlık Hizmetleri A.Ş.
595 Plan Effect	631 REED EXHIBITIONS UK	668 SAS MIRAY	702 SolutionGroups srl
596 PLANNER EXHIBITIONS	632 Reed Travel Exhibitions	669 SAVOIXPO	703 Somos tu plan B, S.L.
597 Plus Producties	633 Reed Tüyap Fuarçılık A.Ş.	670 SBC Events	704 Sooner Events
598 PM Agency	634 ReedPop	671 SC6 Organización y Comunicación	705 SOUTH PHOTO SCHOOL S.L.
599 Pohjanmaan Expo Oy	635 Référence	672 SCENO SRL	706 Soysal Fuarçılık Tan. Org. Ltd. Şti.
600 POITIERS COLLECTION PASSION	636 REIMS EVENTS	673 SEA EVENT AGENCY srls	707 SPACE
601 Pomona Keepers	637 Renkli Fuarçılık Ltd. Şti.	674 SEAE (Société d'Encouragement à l'Agriculture et à	708 SPAS Organisation
602 PORDENONE FIERE SPA	638 RENNES PARC EXPO		709 Spielwarenmesse eG
	639 Rest-Frit		

LISTS OF USED CODES (3/3): List of organisers

710 SPL OCCITANIE EVENTS	746 The Finnish Housing Fair Co-op Organisation	782 Verniging Noordshow
711 SPORT LIFE IBÉRICA	747 The Istanbul Expo Uluslararası Fuar Ve Kongre Organizasyon Hiz. A.Ş.	783 Veronafierra spa
712 SPRI	748 The wizard master of games S.L.U	784 VERONICA RUIZ
713 SPW	749 Thor Expo Fuarçılık Hizmet. A.Ş.	785 VGROUP SRL
714 St Alternatif Fuarçılık Ve Organizasyon Tic. Ltd.Şti.	750 TIF-HELEXPO	786 Viajes Pacifico
715 Start Fuarçılık Organizasyon Ltd. Şti.	751 Tirreno Trade srl	787 Vidafarma
716 Start Fuarçılık Ve Org. Ltd. Şti.	752 Trend Fuarçılık Ve Yayıncılık A.Ş.	788 VIGNERONS INDEPENDANTS DE FRANCE
717 Step Exhibitions	753 Tt Global Turistik Servisler San. Tic. A.Ş.	789 Vincentius Vereniging 's-Hertogenbosch
718 Stichting Champignondagen	754 Tuanis Srl	790 VINEXPOSIUM
719 Stichting Hondentoonstelling Maastricht	755 Turab Fuarçılık Reklam Organizasyon Hizmetleri A.Ş.	791 Viptexb2b Organizasyon Danışmanlık Ltd. Şti.
720 Stichting Innofuture	756 Tureks Uluslararası Fuarçılık A.Ş.	792 Visiona Scarl
721 Stichting Nederlandse Industrie voor Defensie en Veiligheid (NIDV)	757 Türk Dış Hekimleri Birliği Fuar Ve Org. Ltd. Şti.	793 VISIONA SOCIETA' COOPERATIVA A.R.L.
722 Stichting Vakevenement Beveiligingsindustrie	758 Turku Fair Center	794 VITRUM
723 Stoffen Spektakel	759 Türsab Fuarçılık Hiz. Tic. A.Ş.	795 VLAAMSE MINISTERIE VAN ONDERWIJS EN VORMING
724 STS PRODUCCIONS	760 Tüyap Adana Fuarçılık A.Ş.	796 VLARIO
725 Study Expo Fuarçılık A.Ş.	761 Tüyap Konya Fuarçılık A.Ş.	797 VMH Events
726 Superstudio Events S.r.l.	762 Tüyap Tüm Fuarçılık Yapım A.Ş.	798 Vmware
727 Taking Off S.P.A	763 Ubm İstanbul Fuarçılık Ve Gösteri Hiz. A.Ş.	799 Voli Fuar Hizmetleri A.Ş.
728 Tampere Trade Fairs Ltd	764 UCIA EXPOS	800 VZW Connectief
729 TARBES EXPO PYRENEES CONGRES	765 UITP	801 WARNING UP
730 Targi Kielce	766 UKIP Media & Events	802 WELL-ZEN
731 Targi Lublin	767 Ulusal Fuarçılık Organizasyon Tic. Ltd. Şti.	803 WildTattooShow ASBL
732 Targi w Krakowie	768 Underbeach SRL	804 World Bulk Wine Exhibition
733 Tarsus Turkey Fuarçılık A.Ş.	769 Unicera Uluslararası Fuarçılık A.Ş.	805 Worldof Global Organizasyon A.Ş.
734 Tasd Fuarçılık A.Ş.	770 Unión de Comerciantes de Asturias	806 WSN DEVELOPEMENT
735 Tattoo Expo	771 United Industrial Fairs	807 ZEST
736 Tdk Fuarçılık Organizasyon Ltd. Şti.	772 Urban Line Concept	808 ZIAD
737 Tema Fuarçılık A.Ş.	773 Us Fuarçılık Ve Organizasyon Ltd Şti.	809 Zirve Fuarçılık Dış Ticaret Ltd. Şti.
738 TENDANCES CREATIVES	774 Vakıf Fuarçılık Rek. Yay. Tanıtım Org. Tic. Ltd. Şti.	810 ZPRESS Events
739 Termin Fuarçılık Ltd. Şti.	775 Vav Fuarçılık Ltd. Şti.	811 Zümrüt Fuarçılık Tan. Org. San. Ve Tic. Ltd. Şti.
740 Terrapinn	776 VDRK e.V.	812 Zurich Marató
741 TFY SRL	777 VDW e.V.	
742 Tg Ekspo Uluslararası Fuarçılık A.Ş.	778 VEBOFIERA SRL	
743 The Bigger Dream	779 vehiculous events	
744 The Europea Fine Art Foundation	780 veineDAGEN	
745 The Finnish Fair Corporation	781 VENTI EVENTI SRL	

CITIES WITH EVENTS IN 2023, BY COUNTRY

page n°

Austria	
Linz	65
Vienna	97
Belgium	
Antwerp	29
Ghent	44
Mechelen	70
Namur	74
Bulgaria	
Plovdiv	80
Czech Republic	
Brno	36
Finland	
Helsinki	47,100
Jyväskylä	60
Kalajoki	60
Lahti	63
Loviisa	100
Oulu	77
Rovaniemi	87
Seinäjoki	88
Tampere	90
Turku	93
Vaasa	94
France	
Albertville	25
Ales	25
Amiens	25
Angers	26
Annecy	27
Antibes	29
Auxerre	30
Besançon	33
Biarritz	34
Bordeaux	36
Brest	36
Brignoles	36
Caen	37
Cannes	37
Chalon-en-Champagne	38
Chalon-sur-Saône	38
Chambéry	38
Chartres	38
Chateaubriant	38
Cherbourg	38
Clermont-Ferrand	38
Colmar	39
Dijon	40
Douai	41
Grenoble	46
La Grande Motte	63
La Rochelle	63

La Roche-sur-Foron	63
Le Havre	64
Le Mans	64
Lille	64
Limoges	65
Lorient	65
Lyon	66
Mandelieu-la-Napoule	70
Marseille	70
Metz	71
Montluçon	72
Montpellier	72
Mulhouse	73
Nancy	75
Nantes	75
Nice	76
Nîmes	76
Niort	76
Orleans	77
Paris	77
Pau	79
Plailly	80
Poitiers	80
Pontarlier	80
Quimper	82
Reims	82
Rennes	82
Roanne	85
Romans	86
Rouen	86
Saint-Aignan-sur-Cher	87
Saint-Brieuc	87
Saint-Étienne	87
Saint-Malo	87
Strasbourg	90
Tarbes	91
Toulouse	92
Tours	93
Vannes	97
Vertou	97
Germany	
Augsburg	30
Berlin	33
Bremen	36
Dortmund	41
Düsseldorf	41
Erfurt	43
Essen	43
Frankfurt am Main	44,100
Hamburg	46
Hannover	46,100
Husum	48

Karlsruhe	60
Kassel	60
Kempton	61
Köln	62
Leipzig	64
München	73
Nürnberg	76
Offenbach	77
Stuttgart	90
Wächtersbach	98
Wetzlar	98
Greece	
Athens	30
Larissa	63
Thessaloniki	92
Hungary	
Budapest	37
Italy	
Alba	24
Arezzo	30
Bari	33
Bergamo	33
Bologna	35
Bolzano/Bozen	36
Bra	36
Brindisi	36
Capaccio Paestum	37
Carrara	37
Carrù	37
Cernobbio	38
Cremona	39
Erba	42
Ferrara	43
Firenze	43
Foggia	44
Genova	44
Gonzaga	45
Isola Della Scala	48
Lecce	64
Longarone	65
Lucca	66
Marcianise	70
Milano	71
Misano Adriatico	72
Modena	72
Montichiari	72
Napoli	75
Padova	77
Parma	79
Piacenza	80
Pordenone	80

Ravenna	82
Rho	83
Rimini	84
Riva del Garda	85
Roma	85
Santa Lucia di Piave	88
Teverola	91
Torino	92
Verona	97
Vicenza	97
Lithuania	
Vilnius	98
Poland	
Bednary	33
Bielsko Biala	34
Gdansk	44
Kielce	61
Kraków	62
Lódz	65
Lublin	65
Poznan	80
Sopot	89
Swiebodzin	90
Swinoujscie	90
Ulez	93
Warsaw	98
Wroclaw	98
Portugal	
Braga	36
Lisbon	65
Oporto	77
Slovenia	
Ljubljana	65
Spain	
A Coruña	24
Albacete	24
Badajoz	30
Barcelona	31
Bilbao	34
Cocentaina	39
Don Benito	40
Eiche	42
Gijón	45
Irun	48
Jeréz de la Frontera	60
Las Palmas De Gran Canaria	64
Madrid	67,100
Málaga	69
Salamanca	101
Santa Cruz De Tenerife	88
Santander	88
Sevilla	88,101

Silleda	89
Torre Pacheco	92
Valencia	94
Valladolid	96
Vigo	98
Zaragoza	98
The Netherlands	
Amsterdam	25
Den Bosch	39
Gorinchem	45
Hardenberg	47
Maastricht	66
Rotterdam	86
Utrecht	93
Turkey	
Adana	24
Adiyaman	24
Ankara	26
Antalya	27
Aydin	30
Balıkesir	31
Bolu	35
Burdur	37
Çanakkale	37
Denizli	40
Diyarbakır	40
Edirne	41
Elazığ	41
Eskişehir	43
Gaziantep	44
Isparta	48
Istanbul	48
Izmir	57
Kayseri	61
Kirklareli	62
Konya	62
Kütahya	63
Manisa	70
Mardin	70
Mersin	71
Muğla	72
Nevşehir	76
Niğde	76
Sakarya	87
Samsun	87
Şanlıurfa	88
Sivas	89
Tekirdağ	91
Tokat	92
Uşak	93
Van	96
Yozgat	98

2023 PHYSICAL EVENTS BY CITY

Event	Internal Year	Opening date	Closing date	Space						Exhibitors					Visitors/Visits (*)			Organiser	Auditor	Sector
				Rented Space (sq.m)						With their own stands			Represented firms		Admission for Trade/Public	Total				
				Total	Halls		Open air		from ... countries	Total	Foreign/International (*)	Total	Foreign/International (*)	Total		Foreign/International (*)				
A CORUÑA (E)																				
BIOCULTURA. FERIA DE PRODUCTOS ECOLÓGICOS Y ECOTURISMO.	1	3/3	5/3	813	813	0	0	0	1	122	0	0	0	T/P	13 836	0	426,62		1,22	
FERIA CORPORATIVA REGUEIRA	1	30/9	1/10	1 889	1 889	0	0	0	1	86	0	0	0	T	1 320	0	290		16	
FERIA DE ARTESANIA NO PRATO	1	19/11	20/11	105	105	0	0	0	1	35	0	0	0	T	420	0	328		2	
FERIA DE JARDINERÍA LAS RÍAS	1	9/3	9/3	98	98	0	0	0	1	35	0	0	0	T	455	0	478		3	
FERIA DE MUNDO JUEGO	1	18/2	21/2	359	359	0	0	0	1	39	0	0	0	P	8 000	0	748		3	
FERIA EXPOTAKU	2x1	26/5	28/5	525	525	0	0	0	1	100	0	0	0	P	16 000	0	167		3	
FERIA EXPOTAKU	2x1	25/11	26/11	184	184	0	0	0	1	92	0	0	0	P	14 000	0	167		3	
FERIA JAPAN WEEKEND	2x1	25/3	26/3	502	502	0	0	0	1	99	0	0	0	P	10 000	0	448		3	
FERIA JAPAN WEEKEND	2x1	21/10	21/10	391	391	0	0	0	1	77	0	0	0	P	7 500	0	448		3	
FERIA MOTOR OCASIÓN	1	26/10	29/10	6 847	6 847	0	0	0	1	14	0	0	0	P	5 800	0	426,251		16	
FERIA OUTLET DEL MOTOR	1	20/4	23/4	9 781	9 781	0	0	0	1	20	0	0	0	P	6 000	0	426,251		16	
Adana (TR)																				
2th Rosary and Natural Stones 2023 Fair	1	19/10	22/10	5 322	5 322	0			0	300	25	30	30	T/P	188 412	317	164	14	3,13	
5th Adana University Preference Exhibition	1	24/7	24/7	545	545	0			0	35	0	0	0	T/P	4 796	0	218	14	8	
Adana Agriculture Fair																				
16th International Agriculture, Stockbreeding, Poultry and Dairy Industry Fair	1	7/11	11/11	13 523	13 523	0			0	98	6	13	13	T/P	132 455	163	760,164	14	1	
Adana Greenhouse & Garden Fair 2023																				
16th Greenhouse, Garden, Sapling, Seed Raising, Floriculture and Technologies Fair	1	7/11	11/11	4 201	4 201	0			0	61	3	6	6	T/P	132 455	163	760	14	1,3	
Çukurova 15th Book Fair	1	14/1	22/1	4 186	4 186	0			0	160	0	0	0	T/P	225 849	0	164,760	14	8	
Çukurova Textile and Ready Clothing Fair / 3rd Ready Clothing, Fabric, Side Industry and Accessories Fair	1	1/2	4/2	5 421	5 421	0			0	93	0	0	0	T/P	11 845	321	760	14	25	
Start Beauty Çukurova Expo																				
Çukurova Aesthetics, Cosmetic and Beauty Expo	1	23/11	26/11	8 000	8 000	262			0	88	0	0	0	T/P	13 000	0	491	14	14,22	
Adıyaman (TR)																				
Food Agriculture and Livestock Fair	1	3/5	7/5	120 000	120 000	50			10	200	1	2	2	T/P	120 000	10 000	513	14	1,46	
Alba (I)																				
FIERA INTERNAZIONALE DEL TARTUFO BIANCO D'ALBA	1	14/10	10/12	1 650	1 650	0	0	0	0	100	0	0	0	T/P	215 500	65 000	155	5	2	
ALBACETE (E)																				
ALBANIME 4PLAYERS, Salón del Entretenimiento y la Cultura Alternativa	1	21/10	22/10	306	306	0	0	0	1	19	0	0	0	P	7 751	0	404,58	11	3	
ALBANIME, Salón del Manga, Anime y Ocio Alternativo	1	1/4	2/4	350	350	0	0	0	1	20	0	0	0	P	8 906	0	404,58	11	3	
ANTIGUA, Feria de Antigüedades, Almoneda y Vintage	1	10/2	12/2	727	727	100	0	0	2	29	4	0	0	P	3 544	0	404	11	3	

(*) Please refer to each national definition given at the beginning of the report

2023 PHYSICAL EVENTS BY CITY

	Interval Year	Opening date	Closing date	Space					Exhibitors					Visitors/Visits (*)		Organiser	Auditor	Sector		
				Rented Space (sq.m)					With their own stands			Represented firms		Admission for Trade/Public	Foreign/International (*)					
				Total	Halls		Open air		from ... countries	Total	Foreign/International (*)	Total	Foreign/International (*)		Total					Foreign/International (*)
ALBACETE (E)																				
ARTESANA, Feria de Artesanía	1	7/9	17/9	448	448	0	0	0	1	56	0	0	0	P	0	404	11	3		
COMERCIA, Feria de Hogar, Liquidación y Stock	1	3/3	5/3	1 049	1 049	0	0	0	1	44	0	0	0	P	8 166	404	11	27		
FERIMOTOR, Feria del Automóvil Nuevo y de Ocasión	1	25/5	28/5	12 200	7 400	0	4 800	0	1	20	0	0	0	P	5 956	404	11	16		
ALBERTVILLE (F)																				
SALON ALPIN HOTELLERIE ET METIERS DE BOUCHE - ALBERTVILLE	2	6/11	9/11	4 946	4 474	67	472	0	3	178	4	74	0	T	8 620	669	7	2		
ALES (F)																				
MIAM	1	17/11	20/11	2 501	2 234	45	267	24	2	135	5	0	0	P	22 261	122	7	2		
AMIENS (F)																				
ANTIQUAIRES ET BELLE BROCANTE - AMIENS	1	3/2	5/2	527	527	26	0	0	2	39	2	0	0	P	4 089	350	7	3		
AUTO-MOTO MOBILITE	1	29/9	1/10	4 294	4 294	0	0	0	2	31	0	1	0	P	9 210	350	7	26		
FOIRE - AMIENS	1	3/6	11/6	8 790	6 024	140	2 766	0		171	4			P	26 035	514	7	27		
HABITAT&IMMOBILIER - AMIENS	1	13/10	15/10	822	822	0	0	0	2	61	0	0	0	P	2 491	350	7	12		
SOLUTIONS CSE AMIENS	2x1	12/9	12/9	262	262	6	0	0	1	58	1	0	0	T	194	144	7	4		
Amsterdam (NL)																				
AI & Big Data Expo Europe	1	26/9	27/9	3 020	3 020					151				T	7 000	228		21		
Aquatech	2	6/11	9/11	26 024	26 024					837				T	19 228	627		10		
Comic Con Amsterdam	1	12/8	13/8	13 415	13 415					326				P	20 000	145		3		
Commercial UAV Expo	1	5/9	7/9	2 500	2 500					250				T	4 100	183		18		
De Nationale Carrièrebeurs	1	14/4	15/4	5 000	5 000					230				P	10 500	515		8		
De Negenmaandenbeurs	1	15/2	18/2	4 525	4 525					153				P	31 600	627		13		
Electric & Hybrid Marine World Expo	1	20/6	22/6	10 000	10 000					237				T	12 000	766		26		
Free from Amsterdam	1	21/11	22/11	1 700	1 700					350				T	7 000	258		2		
Fully Charged Live Europe	1	24/11	26/11	6 000	6 000					117				P	13 500	223		16		
GreenTech	1	13/6	15/6	14 000	14 000					540				T	11 500	627		1		
Horecava	1	9/1	12/1	22 668	22 668					643				T	59 268	627		2		
Huishoudbeurs	1	18/2	24/2	8 907	8 907					234				P	101 258	627		13		
IGB LIVE!	1	12/7	13/7							100				P	20 000	138		13		
Independent Hotel Show	1	14/3	15/3	6 000	6 000					206				T	5 000	550		6		
International Amsterdam Motor Show (AMS)	1	6/4	10/4	6 212	6 212					100				P	40 000	5		16		
International Broadcasting Convention	1	15/9	18/9	38 000	38 000					1 028				T	55 000	391		4		
IoT Tech Expo	1	26/9	27/9	5 960	5 960					149				T	7 000	228		21		
KunstRAI	1	3/5	7/5	10 000	10 000					96				P	16 000	627		3		
Marine Equipment Trade Show (METS)	1	15/11	17/11	22 574	22 574					1 400				T	17 564	627		26		
Masters Expo	1	7/12	11/12	40 000	40 000					350				P	40 000	506		13		

(*) Please refer to each national definition given at the beginning of the report

2023 PHYSICAL EVENTS BY CITY

	Interval Year	Opening date	Closing date	Space					Exhibitors					Visitors/Visits (*)		Organiser	Auditor	Sector		
				Rented Space (sq.m)					With their own stands			Represented firms		Admission for Trade/Public	Total					Foreign/ International (*)
				Total	Halls		Open air		from ... countries	Total	Foreign/ International (*)	Total	Foreign/ International (*)							
	Total	Foreign/ International (*)	Total	Foreign/ International (*)																
Amsterdam (NL)																				
Modefabriek	2x1	22/1	23/1	8 140	8 140					814				T	20 000		545		25	
Modefabriek	2x1	9/7	10/7	4 360	4 360					436				T	20 000		545		25	
Money 20/20	1	6/6	8/6	5 000	5 000					100				T	8 000		549		4	
MRO Europe Aviation Week	1	17/10	19/10	10 705	10 705					400				T	10 000		79		19	
Offshore Energy Exhibition & Conference	1	28/11	29/11	6 000	6 000					275				T	12 000		562		9	
PAN Amsterdam (Pictura Antiquairs National)	1	19/11	26/11	6 300	6 300					110				P	41 900		582		3	
Passenger Terminal Expo	1	14/3	16/3	9 500	9 500					300				T	10 000		766		20	
Plastic Recycling Show	1	10/5	11/5	4 865	4 865					216				T	8 500		162		10	
PLMA's 'World of Private Label' International Trade Show	1	23/5	24/5	37 069	37 069					2 600				T	16 000		607		4	
Provada	1	13/6	15/6	20 000	20 000					275				T	26 569		621		15	
Record & CD Fair	2x1	24/9	24/9	1 000	1 000					70				P	1 400		34		3	
Record & CD Fair	2x1	24/11	26/11	1 000	1 000					70				P	1 400		34		3	
ReMaTec	2	27/6	29/6	3 750	3 750					155				T	3 837		627		16	
Silicone Expo	1	14/3	16/3	1 500	1 500					100				T	2 089		680		22	
World Bulk Wine Exhibition	1	20/11	21/11	8 523	8 523					250				T	6 000		804		2	
ANGERS (F)																				
ANGERS GEEK FEST	1	1/4	2/4	1 948	1 948	18	0	0	1	201	1	0	0	P	15 597	0	171	7	18	
ARTS ET SAVEURS D'EXCEPTION	1	10/11	12/11	538	538	6	0	0	1	72	1	0	0	P	4 177	0	171	7	2	
AUX VIGNOBLES ! ANGERS	1	24/11	27/11	1 446	1 446	9	0	0	1	123	1	0	0	P	9 126	0	342	7	2	
CHEVAL - ANGERS	1	10/11	12/11	5 102	5 102	115	0	0	3	237	6	0	0	P	22 902	80	171	7	1	
FOIRE D'ANGERS - ANGERS	1	20/4	24/4	17 203	7 887	0	9 316	0	0	304	0	0	0	P	34 553	0	171	7	27	
FORUM DE L'ORIENTATION - ANGERS	1	30/11	2/12	2 320	2 250	0	70	0	0	213	0	0	0	P	30 369	1 943	171	7	8	
HABITAT IMMOBILIER DECORATION	1	22/9	25/9	7 006	6 137	0	869	0	0	277	0	0	0	P	15 688	5 492	171	7	5	
SALON ZEN ET BIO - ANGERS	1	10/3	12/3	886	886	55	0	0		108	6			P	6 719	0	708	6	22	
SIVAL - ANGERS	1	17/1	19/1	19 448	19 448	1 628	0	0	11	629	75	62	18	T	25 028	275	171	7	1	
SOLUTIONS CSE ANGERS	2x1	11/5	11/5	192	192	0	0	0		51				T	307		144	7	3	
VINS DE LOIRE - ANGERS	1	6/2	7/2	1 399	1 399	4	0	0		213	1			T	4 039	0	39	7	2	
Ankara (TR)																				
19. Ankara Book Fair	1	1/12	10/12	10 000	10 000	0				185				T/P	523 000		273	14	8	
40th Book And Culture Fair	1	31/3	17/4	360	360	0				14				T/P	55 000	5 500	774	14	8	
5.Trade Fair For Hotel, Restaurant, Cafe, Bar Equipment, Food and Beverage	1	27/4	30/4	4 264	4 264	0				73				T/P	25 326	1 541	533	14	21,2	
8th Ankara University Preference Fair	1	22/7	23/7	846	846	0				45				T/P	21 564		218	14	8	
AGROTEC 2023 26th International Agriculture and Agricultural Technologies Fair	1	14/9	17/9	43 000	43 000	650				270	14	36	36	T/P	79 000	2 300	418	14	1,26	

(*) Please refer to each national definition given at the beginning of the report

2023 PHYSICAL EVENTS BY CITY

	Interval Year	Opening date	Closing date	Space					Exhibitors					Visitors/Visits (*)		Organiser	Auditor	Sector	
				Rented Space (sq.m)					With their own stands			Represented firms		Admission for Trade/Public	Total				
				Total	Halls	Foreign/ International (*)	Open air	Foreign/ International (*)	from ... countries	Total	Foreign/ International (*)	Total	Foreign/ International (*)		Total				Foreign/ International (*)
Ankara (TR)																			
Akare Study Abroad Fairs	1	29/3	29/3	1 845	1 845	1 408			13	55	42			T/P	2 104	87	28	14	8
Akare Study Abroad Fairs	1	11/10	11/10	1 395	1 395	0				52				T/P	3 170	594	190	14	8
Ankara Auto Show Fair 06	1	8/6	11/6	4 353	4 353	0				51		12	12	T/P	32 585	121	9	14	16
Ankara BeautyLife Expo	1	20/10	22/10	4 200	4 200	0				53		8	8	T/P	11 000		773	14	14, 22
Ankara Camp Caravan and Nature Sports Fair	1	2/2	5/2	4 200	4 200	0				59		3	3	T/P	18 620	9	811	14	26, 3
Ankara Camp Caravan and Nature Sports Fair	1	7/12	10/12	4 250	4 250	0				58		4	4	T/P	16 520	12	811	14	3
Ankara Flower@Plant Expo	1	23/11	26/11	900	900	0				21		2	2	T/P	4 224	54	809	14	1, 3
Ankara Ice&Sweet Expo	1	21/9	24/9	2 400	2 400	0				55	2			T/P	4 234	76	809	14	2
ARTANKARA 9. International Contemporary Art Fair	1	9/3	12/3	7 100	7 100	1 195			17	150	22	27	27	T/P	72 000	4 750	73	14	3
Bakery Plus, Pastry Machines, Ice Cream, Chocolate and Technologies	1	27/4	30/4	1 029	1 029	24			1	21	1			T/P	25 326	1 541	533	14	2
Başkent Optical Fair	1	5/5	7/5	3 000	3 000	0				32				T/P	1 585		89	14	22
EIF Mining Congress and Fair	1	11/10	13/10	1 845	1 845	1 664			14	51	46			T/P	1 829	62	28	14	9
IEFT International Education Fairs Of Turkey	1	21/3	21/3	600	600	564			17	75	65			T/P	3 000		436	14	8
IEFT International Education Fairs Of Turkey	1	14/11	14/11	600	600	564			25	91	81			T/P	3 500		436	14	8
Isaf Exclusive Exhibition and Conference 6th Security and Homeland Security Exhibition and Conference	1	10/5	12/5	741	741	0			18	33		13	13	T/P	2 856	27	504	14	21, 19
Lifelong Learning and Education Fair	1	22/11	26/11	1 950	1 950	76			3	63	3			T/P	6 500	300	73	14	8
Prefab House Expo	1	23/11	26/11	2 100	2 100	0				29		3	3	T/P	4 224	56	809	14	3
Prefabtik, Tint House Modular House Fair	1	23/11	26/11	2 100	2 100	0				29		3	3	T/P	4 224	56	809	14	3
Prosumer Producing Consumers Congress and Expo	1	3/5	5/5	2 332	2 332	0				49				T/P	6 496	65	213	14	9
Runkara Sports and Technology Expo	1	6/10	8/10	1 682	1 682	16			11	48	1	10	10	T/P	15 802		168	14	3, 21
Start Beauty Ankara Expo	1	22/9	24/9	8 000	8 000	0				97				T/P	20 000	2 000	715	14	14, 22
Ankara Aesthetics, Cosmetics and Beauty Expo	1	22/9	24/9	8 000	8 000	0				97				T/P	20 000	2 000	715	14	14, 22
Technology and Efficiency Fair	1	2/2	4/2	3 935	3 935	0			7	119		7	7	T/P	82 000	825	484	14	21
Travel Expo Ankara 6. International Tourism and Travel Fair	1	16/11	19/11	4 500	4 500	358				151	21	30	30	T/P	70 000	3 736	73	14	6
Turkey Beach Fair	1	19/10	22/10	750	750	0				40				T/P	1 555	155	591	14	1
Turkish Dental Association Expodental	1	26/10	29/10	3 896	3 896	24			1	122	1	3	3	T/P	7 926	473	757	14	22
Yapı Bazaar Brand Projects-Construction-Innovation Fair	1	28/9	1/10	1 473	1 473	0				28				T/P	8 500		502	14	15
ANNECY (F)																			
SOLUTIONS CSE ANNECY	2x1	12/9	12/9	222	222	6	0	0	1	47	1	0	0	T	137	0	144	7	4
Antalya (TR)																			
1. Kaş Agriculture, Greenhouse, Nourishment and Agricultural Machinery Fair	1	25/4	27/4	2 100	2 100					27				T/P	11 618	1 823	505	14	1

(*) Please refer to each national definition given at the beginning of the report

2023 PHYSICAL EVENTS BY CITY

	Interval Year	Opening date	Closing date	Space						Exhibitors				Visitors/Visits (*)		Organiser	Auditor	Sector	
				Rented Space (sq.m)						With their own stands		Represented firms		Admission for Trade/Public	Foreign/International (*)				
				Total	Halls		Open air		from ... countries	Total	Foreign/International (*)	Total	Foreign/International (*)		Total				Foreign/International (*)
					Total	Foreign/International (*)	Total	Foreign/International (*)						Total					
Antalya (TR)																			
	1	24/11	3/12	2 925	2 925	42			1	55	1	27	27	T/P	1 011 176	53 437	560	14	8
	1	26/4	29/4	4 170	4 170					90	11			T/P	5 722	2 874	220	14	25
	1	8/11	11/11	3 724	3 724					78	10	0	0	T/P	4 326	2 546	220	14	25
	1	25/10	28/10	4 816	4 816				9	70	9			T/P	4 582	171	385	14	3
	1	25/7	25/7	537	537					35				T/P	5 202		218	14	8
	1	17/1	20/1	9 216	9 216	65			2	125	22			T/P	55 944	5 165	38	14	2, 11
	1	17/1	20/1	10 758	10 758					148	26			T/P	55 944	5 165	38	14	12, 6
	1	16/9	19/9	6 500	6 500				3	63	5			T/P	7 500	203	773	14	14
	1	2/11	5/11	810	810					38	6	0	0	T/P	7 865	78	553	14	1
	1	28/10	29/10	2 250	2 250	750			12	40	11	0	0	T/P	5 511	2 212	447	14	15
	1	26/10	27/10	16 250	16 250	2 520			58	270	96			T/P	23 607	3 791	355	14	6, 3
	1	29/3	1/4	3 809	3 809					102	1			T/P	1 797	952	604	14	25
	1	16/9	19/9	2 500	2 500					25	2			T/P	3 200	100	773	14	14
	1	10/7	13/7	7 271	7 271	4 116			10	96	8			T/P	8 150	3 341	370	14	13
	1	8/5	10/5	1 920	1 920					47				T/P	213	213	587	14	18
	1	1/11	5/11	7 500	7 500				23	63		8	8	T/P	1 500	150	753	14	3
	1	10/10	14/10	14 855	14 855	171			2	146	11			T/P	4 928	402	763	14	1, 19
	1	22/11	25/11	28 512	28 512	3 743			26	572	210	76	76	T/P	49 432	8 338	763	14	1, 3
	1	26/4	29/4	4 000	4 000				6	87	6			T/P	24 352	179	264	14	1
	1	19/1	20/1	2 100	2 100	550			4	50	6			T/P	5 000	1 200	330	14	22
	1	2/11	5/11	983	983					44		0	0	T/P	4 852	217	604	14	22
	1	28/9	30/9	5 400	5 400	242			5	132				T/P	12 770	2 145	40	14	1, 2
	1	5/12	8/12	3 123	3 123					70		0	0	T/P	733	733	736	14	25
	1	11/10	15/10	4 000	4 000					136				T/P	2 048		791	14	25
	1	16/12	24/12	8 000	8 000	0				68		0	0	T/P	32 000	1 497	469	14	1
	1	2/11	5/11	7 119	7 119				1	150	1	27	27	T/P	355 475		264	14	1, 3

(*) Please refer to each national definition given at the beginning of the report

2023 PHYSICAL EVENTS BY CITY

	Interval Year	Opening date	Closing date	Space						Exhibitors				Visitors/Visits (*)		Organiser	Auditor	Sector		
				Rented Space (sq.m)						With their own stands		Represented firms		Admission for Trade/Public	Total					
				Total	Halls		Open air		from ... countries	Total	Foreign/ International (*)	Total	Foreign/ International (*)		Total					Foreign/ International (*)
	Total	Foreign/ International (*)	Total	Foreign/ International (*)		Total	Foreign/ International (*)	Total		Foreign/ International (*)		Total	Foreign/ International (*)							
ANTIBES (F)																				
SOLUTIONS CSE ANTIBES	2x1	28/9	28/9	360	360	0	0	0	0	82	0	0	0	T	407	3 403	144	7	4	
Antwerp (BE)																				
2nd Motorhome	1	11/3	12/3	4 860	4 860	0	0	0	1	92	0	0	0	P	8 188	0	86		3	
Advanced Engineering	1	24/5	25/5	3 382	3 382	382	0	0	5	91	19	0	0	T	1 557	179	197		19	
Antwerp Tattoo Convention	1	29/4	30/4	1 600	1 600	0	0	0	4	77	16	0	0	P	1 080	120	175		3	
Antwerp XL	1	28/11	30/11	3 100	3 100	748	0	0	10	96	28	34	5	T	2 324	756	199		26	
Antwerpfile	2x1	31/3	1/4	1 420	1 420	0	0	0	1	65	0	0	0	P	1 880	0	90		3	
Antwerpfile	2x1	6/10	7/10	1 420	1 420	0	0	0	1	64	0	0	0	P	1 904	0	90		3	
ART Antwerp	1	14/12	17/12	2 880	2 880	480	0	0	8	72	12	0	0	P	13 656	402	197		3	
Babydays	1	23/9	24/9	1 200	1 200	0	0	0	1	26	0	0	0	P	1 620	0	124		3	
Bedrijven Netwerkdagen	2	20/9	21/9	2 892	2 892	81	0	0	2	198	9	0	0	T	1 982	88	468		4	
Bouw & Reno	1	14/1	22/1	6 700	6 700	0	0	0	1	176	0	0	0	P	21 026	0	197		5	
Brick Mania Antwerpen	1	18/11	19/11	2 520	2 520	0	0	0	1	34	0	0	0	P	9 520	452	96		3	
Curls & Fro's	1	5/11	5/11	1 850	1 850	0	0	0	1	42	0	0	0	P	950	0	743		3	
Day of Beauty	1	4/2	5/2	1 820	1 820	24	0	0	2	68	2	0	0	T	1 402	66	598		14	
Doll & Teddy-Bear Fairs	1	17/6	17/6	1 600	1 600	260	0	0	3	64	10	0	0	P	850	0	565		3	
Erotica Show	1	10/2	12/2	4 340	4 340	0	0	0	1	88	24	0	0	P	7 278	0	572		3	
Flanders Make	1	30/3	30/3	480	480	0	0	0	1	39	0	0	0	T	402	0	316		19	
Hobby Fair	3x1	19/2	19/2	2 240	2 240	0	0	0	1	104	0	0	0	P	1 550	0	178		3	
Hobby Fair	3x1	7/5	7/5	1 980	1 980	0	0	0	1	96	0	0	0	P	1 380	0	178		3	
Hobby Fair	3x1	5/11	5/11	2 240	2 240	0	0	0	1	104	0	0	0	P	1 575	0	178		3	
Hondentoonstelling	1	15/4	16/4	4 000	4 000	0	0	0	2	144	34	0	0	P	2 735	0	112		3	
Job Fair	1	15/3	15/3	3 940	3 940	0	0	0	2	204	5	0	0	P	1 924	0	41		8	
Kattentoonstelling	1	26/11	26/11	1 580	1 580	0	0	0	1	70	0	0	0	P	1 150	0	99		3	
M+R	2	22/3	23/3	1 503	1 503	136	0	0	4	96	8	0	0	T	919	94	197		19	
Maintenance	1	22/3	23/3	2 492	2 492	288	0	0	4	104	16	0	0	T	2 351	184	197		19	
Miltaria	1	19/2	19/2	960	960	0	0	0	1	60	0	0	0	P	880	0	178		7	
Minerant	1	4/5	5/5	2 040	2 040	98	0	0	3	82	8	0	0	P	2 280	136	543		9	
Naturaria	1	12/11	12/11	1 640	1 640	144	0	0	3	78	12	0	0	P	1 325	0	797		3	
Rexor Ledendag	2x1	31/1	31/1	2 300	2 300	902	0	0	5	148	44	0	0	T	620	98	641		25	
Rexor Ledendag	2x1	24/8	24/8	2 300	2 300	834	0	0	0	146	41	0	0	T	638	96	641		25	
Rommelant	6x1	18/2	19/2	2 220	2 220	0	0	0	1	124	0	0	0	P	2 846	0	424		3	
Rommelant	6x1	11/3	12/3	2 250	2 250	0	0	0	1	126	0	0	0	P	2 902	0	424		3	
Rommelant	6x1	1/4	2/4	2 140	2 140	0	0	0	1	120	0	0	0	P	2 788	0	424		3	
Rommelant	6x1	30/9	1/10	1 980	1 980	0	0	0	1	109	0	0	0	P	2 802	0	424		3	

(*) Please refer to each national definition given at the beginning of the report

2023 PHYSICAL EVENTS BY CITY

	Internal Year	Opening date	Closing date	Space					Exhibitors					Visitors/Visits (*)		Organiser	Auditor	Sector		
				Rented Space (sq.m)					With their own stands			Represented firms		Admission for Trade/Public	Total					Foreign/ International (*)
				Total	Halls		Open air		from ... countries	Total	Foreign/ International (*)	Total	Foreign/ International (*)							
	Total	Foreign/ International (*)	Total	Foreign/ International (*)																
Antwerp (BE)																				
Rommelant	6x1	28/10	29/10	2 260	2 260	0	0	0	1	128	0	0	0	P	2 989	0	424		3	
Rommelant	6x1	2/12	3/12	2 380	2 380	0	0	0	1	136	0	0	0	P	3 072	0	424		3	
Second Home	1	3/6	4/6	2 600	2 600	420	0	0	3	72	18	0	0	P	3 960	0	276		15	
Sid-In	1	2/2	4/2	3 840	3 840	0	0	0	1	48	0	0	0	P	18 424	0	795		8	
Spellenbeurs	1	25/11	26/11	2 380	2 380	186	0	0	2	48	4	0	0	P	3 520	0	323		3	
Spirituele Beurs	1	11/11	12/11	1 450	1 450	180	0	0	2	56	6	0	0	P	1 575	0	103		3	
Stoffenspektakel	2x1	26/3	26/3	2 800	2 800	0	0	0	2	68	14	0	0	P	3 050	0	723		25	
Stoffenspektakel	2x1	8/10	8/10	2 950	2 950	0	0	0	2	70	15	0	0	P	3 185	0	723		25	
Sultan Der Maanden	1	7/4	9/4	4 550	3 600	0	950	0	1	78	0	0	0	P	22 500	0	100		3	
Supply Chain Innovations	1	16/3	16/3	2 060	2 060	108	0	0	3	72	10	0	0	T	852	88	509		26	
Transport & Logistics	2	17/10	19/10	7 037	7 037	1 205	0	0	4	225	42	0	0	T	7 904	788	197		26	
Trouw	1	28/10	29/10	1 280	1 280	0	0	0	1	72	0	0	0	T	1 846	0	42		3	
Vakantiesalon	1	27/1	29/1	3 025	3 025	1 120	0	0	42	124	60	0	0	P	10 890	322	233		3	
Mario Dag	1	28/3	28/3	1 920	1 920	84	0	0	3	54	5	0	0	T	1 044	64	796		10	
Worksafe	2	22/3	23/3	2 752	2 752	144	0	0	4	112	22	0	0	T	2 049	218	197		19	
Arezzo (I)																				
OroArezzo	1	13/5	16/5	5 331	5 331	509	0	0	8	391	35	4	1	T	5 212	1 406	439	10	24	
Athens (GR)																				
Athens International Jewellery Show	2	3/3	6/3	5 754	5 754	263	0	0		234	12	0	0	T	4 515	259	750	9	24	
MOSTRA ROTA 2023	2x1	21/9	24/9	8 504	8 504	1 341	0	0		293	39			T	9 547	1 397	648	13	12, 13	
MOTO EXPO	2	10/4	14/4	8 100	8 100	0	0	0		72		0	0	P	42 000	3 000	91		16	
OPAP MARATHON EXPO	1	8/11	11/11	7 000	7 000	50	0	0	5	190	4	0	0	P	65 000	18 000	91		27	
Augsburg (D)																				
interlift	2	17/10	20/10	20 647	20 647	13 795			39	484	349			T	13 702	8 495	19	8	5,26	
AUXERRE (F)																				
FOIRE EXPOSITION - AUXERRE	1	18/5	21/5	3 028	2 142	6	886	33	4	157	4	0	0	P	26 071	0	128	7	27	
VINIFRANCE - AUXERRE	1	17/3	19/3	216	216	6	0	0		34	1			P	1 529	0	127	6	2	
Aydın (TR)																				
Aydın International Agricultural Food and Livestok Fair	1	27/4	30/4	19 449	19 449					256		44	44	T/P	413 076	376	464	14	1,3	
Kuşadası Hotel, Restaurant Equipment and Outside Consumption Fair	1	21/3	23/3	6 008	6 008	0				88		0	0	T/P	9 010	30	88	14	6	
Nazilli Agriculture Animal and Food Fair	1	16/12	19/12	3 895	3 895	0				80		0	0	T/P	66 214		50	14	1,3	
BADAJÓZ (E)																				
ECUEXTRE - Feria del Caballo y del Toro	1	8/6	11/6	6 433	872	82	0	0	2	39	5	2	2	P	16 495	0	405	11	3	




(*) Please refer to each national definition given at the beginning of the report

2023 PHYSICAL EVENTS BY CITY

	Internal Year	Opening date	Closing date	Space					Exhibitors					Visitors/Visits (*)				Organiser	Auditor	Sector	
				Rented Space (sq.m)					With their own stands			Represented firms		Admission for Trade/Public		Foreign/International (*)					
				Total	Halls		Open air		from ... countries	Total	Foreign/International (*)	Total	Foreign/International (*)	Total	Foreign/International (*)	Total	Foreign/International (*)				
BADAJOS (E)																					
	1	14/9	17/9	5 112	2 556	274	0	0	3	82	13	0	0	P	24 542	0	405	11	3, 1		
	1	2/11	5/11	2 358	2 158	794	0	0	2	128	34	6	6	P	9 400	0	405	11	3		
	1	23/3	26/3	3 942	1 366	57	0	0	2	36	2	0	0	P		0	405	11	3		
	1	26/12	30/12	3 748	75	0	0	0	1	5	0	0	0	P	24 054	0	405	11	3		
	1	10/3	12/3	1 171	487	42	0	0	2	42	2	0	0	P	5 186	0	405	11	14, 22		
	1	19/5	21/5	3 042	2 006	61	0	0	2	24	1	0	0	P	3 092	0	405	11	12, 13		
Balkesir (TR)																					
	1	27/4	30/4	8 500	8 500					55				T/P	60 000		637	14	1		
BARCELONA (E)																					
	1	27/2	2/3											T			365		4		
	1	13/9	14/9	2 412	2 412	243	0	0	7	185	19	0	0	T	2 396	0	200	11	19	See note 1	
	1	18/4	20/4	7 445	5 561	2 070	0	0	21	228	81	27	7	T	25 748	1 565	563	11	19		
	2	18/4	20/4	3 892	2 782	672	0	0	9	85	24	3	1	T	16 399	837	563	11	19		
	1	16/6	18/6	3 500	2 000		0	0	32	160	88	0	0	P	16 000	6 400	772		3		
	2	11/5	21/5	33 618	13 163	1 485	2 995	417	7	53	9	0	0	T/P	63 285	1 313	313	11	16		
	1	19/4	22/4	19 431	13 707	11 400	0	0	35	222	178	4	2	T	10 618	7 471	313	11	25		
	1	23/5	25/5	1 440	1 440	108	0	0	10	60	9	0	0	T	1 200	0	517		25		
	1	6/2	8/2	8 447	6 721	34	0	0	5	420	3	407	1	T	12 440	2 295	313	11	2		
	1	6/10	8/10	19 000	19 000	6 200	0	0		160	88	0	0	P	16 000	6 000	772		3		
	1	4/10	5/10	2 385	990	22	0	0	3	38	2	0	0	T/P	5 316	259	313	11	4		
	1	24/3	26/3	6 281	3 496	340	0	0	20	104	26	7	4	P	15 978	10 414	313	11	6		
	2	7/10	15/10	47 280	35 317	4 245	0	0	8	134	19	30	14	T/P	67 024	854	313	11	3, 16		
	1	23/5	25/5	7 639	6 065	1 264	394	33	17	179	40	24	1	T	18 288	1 315	313	11	5		
	1	18/10	19/10	1 700	1 700	288	0	0	4	113	12	0	0	T	2 216	665	717		17		
		24/10	26/10	101 500	101 500	96 425	0	0		2 087	1 670			T	50 000	44 000	422		22		
	1	18/10	19/10	8 040	8 040	0	0	0	1	140	0	0	0	T	7 000	0	299		19		
	3	30/5	2/6	11 006	10 916	2 642	0	0	14	186	72	109	86	T	5 838	766	313	11	17		
	1	16/4	18/4	5 000	5 000		0	0		60		0	0	P	4 000		236		22		
	1	7/3	8/3	5 360	5 200	161	0	0	4	120	11	0	0	T	7 113	71	142		4		
		20/10	21/10	14 485	14 485	11 500	0	0		120	96	0	0	P	4 500	2 700	377		3		
		20/4	21/4	2 000	2 000	900	0	0	18	60	39	0	0	T	2 000	1 100	516		4		
	1	25/3	27/3	3 714	3 654	620	0	0	7	117	18	883		T	28 000	0	724		14		

(*) Please refer to each national definition given at the beginning of the report

2023 PHYSICAL EVENTS BY CITY

	Interval Year	Opening date	Closing date	Space						Exhibitors						Visitors/Visits (*)		Organiser	Auditor	Sector		
				Rented Space (sq.m)						With their own stands			Represented firms			Admission for Trade/Public	Total					
				Total	Halls		Open air		from ... countries	Total	Foreign/ International (*)	Total	Foreign/ International (*)	Total	Foreign/ International (*)		Total					Foreign/ International (*)
BARCELONA (E)																						
	1	17/3	19/3	1 849	1 849		0	0	1	12		0	0	P	26 573	0	313,812		3			
	3	30/5	2/6	10 218	9 695	1 109	0	0	14	224	47	24	5	T	12 472	1 079	313	11	17			
	1	27/12	31/12	23 299	7 000	0	16 000	0	1	28	0	0	0	P	20 192	449	313,253		3			
	3	26/9	29/9	15 934	15 196	1 610	0	0	19	314	48	58	31	T	9 344	1 438	313	11	2			
	1	6/11	8/11	7 933	5 119	230	0	0	7	164	11	71	5	T	15 162	831	313	11	2			
	1	31/3	2/4	3 080	2 900	0	0	0	1	180	0	0	0	P	2 000	0	253		3			
	1	28/11	30/11	34 170	34 170	29 045	0	0		300	240	1 900	1 520	T	12 000	7 500	632		6			
	1	28/3	30/3	14 692	14 692	12 954	0	0	50	597	542	111	98	T	9 140	6 223	631		14			
	2	14/3	16/3	9 000	9 000	900	0	0		250	25			T	25 000	500	140		22			
	1	31/1	2/2	5 902	3 449	2 178	0	0	28	82	65	186	125	T	8 651	3 157	313	11	21			
	1	31/1	3/2	56 870	56 870	42 653	0	0	90	1 050	735			T	58 107	34 864	427		21			
	1	11/3	12/3	27 300	27 300	4 700	0	0		170	25	0	0	P	60 000	0	448		3			
	1	28/7	30/7	15 925	15 925	1 200	0	0		35	6	0	0	P	7 000	1 000	634		3			
	1	7/12	10/12	38 262	38 262	4 700	0	0		165	18	0	0	P	165 000	0	303		3			
	1	27/2	2/3	124 014	112 014	90 000	0	0	150	2 300	1 100			T	88 500	32 330	365		21			
	2	11/5	14/5	4 920	3 063	246	208	0	4	46	4	0	0	T/P	11 064	120	313	11	16	See note 2		
	1	13/3	16/3	19 092	19 092	15 274	0	0		150	120	0	0	T	8 000	6 500	559		9			
	1	8/3	9/3	1 100	908	216	0	0	12	98	43	0	0	T	1 652	308	293	11	2			
	1	22/11	26/11	13 843	13 843	0	0	0	1	17	0	0	0	P	9 494	79	313	11	16			
	1	4/10	5/10	3 143			0	0	1	65	0	0	0	P	7 264	543	313,27	11	8			
	1	24/2	26/2	1 700	1 200	120	0	0	8	140	24	0	0	P	3 500	175	609		3			
	1	14/11	15/11	1 200	1 200	90	0	0	2	72	5	0	0	T	2 000	0	717		17			
	1	15/3	17/3	3 050	2 800	45	0	0	2	37		0	0	T/P	7 000	400	705		3			
	2	27/11	30/11	19 440	18 013	10 277	0	0	29	321	219	37	31	T	14 393	7 545	313	11	3			
	1	15/3	19/3	12 291	8 744	98	0	0	10	218	10	0	0	P	100 162	329	313	11	8			
	1	31/3	2/4	35 915	32 915	2 663	0	0	5	178	9	0	0	P	110 000	3 300	303		3			
	1	11/10	15/10	19 697	0	0	18 728	4 411	14	239	43	29	14	T/P	24 138	1 681	313	11	3			
	1	19/9	21/9	18 000	17 000	9 360	0	0	14	200	110	0	0	T	6 000	3 600	670		21			
	1	25/4	27/4	49 339	49 339	37 004	0	0	76	2 078	1 455	0	0	T	33 000	26 400	183		1,2			
	1	9/5	11/5	56 000	56 000	49 280	0	0	55	93	84	0	0	T	3 000	2 400	685		21			
	1	7/6	9/6	3 800	3 800	1 064	0	0	5	150	30	500	380	T	12 000	960	159		26			
	1	7/11	9/11	24 735	17 240	11 583	0	0	40	320	224	744	655	T	26 153	15 757	313	11	21			
	1	5/10	8/10	1 200	1 200	576	0	0	9	80	46	0	0	P	2 000	200	240		3			
	1	20/9	22/9	5 337	1 784	364	0	0	10	87	19	2	0	T	10 467	761	563	11	15			

(*) Please refer to each national definition given at the beginning of the report

2023 PHYSICAL EVENTS BY CITY

	Interval Year	Opening date	Closing date	Space						Exhibitors						Visitors/Visits (*)		Organiser	Auditor	Sector	
				Rented Space (sq.m)						With their own stands			Represented firms			Admission for Trade/Public	Total				
				Total	Halls		Open air		from ... countries	Total	Foreign/ International (*)	Total	Foreign/ International (*)	Total	Foreign/ International (*)		Total				Foreign/ International (*)
BARCELONA (E)																					
UBEAT LIVE	1	11/11	12/11	14 000	14 000		0	0				0	0	P	11 125		511		3		
UITP		4/6	7/6	14 999	14 999	10 499	0	0		334	234	0	0	T	7 500	5 625	765		26		
VMWARE	1	6/11	9/11	40 000	40 000	36 500	0	0		130	105	0	0	T	12 000	9 600	798		21		
Note 1: statistics included in those of "Mobile World Congress"																					
Note 2: statistics include those of "4YFN"																					
Bari (I)																					
Agrilevante by EIMA	2	5/10	8/10	18 832	15 139	545	3 693	101	19	302	19	42	32	T	90 787	4 050	287	10	1		
Btm Puglia Business Tourism Management	1	1/3	3/3	1 919	1 919	84			35	137	6	13		T/P	8 126	1 799	3	10	6		
Expolevante	1	22/4	25/4	30 807	14 943		15 864			159		143		P	52 676		569	5	27		
FIERA DEL LEVANTE - Campionaria Generale Internazionale	1	9/9	17/9	43 188	19 566	3 844	23 622		24	269	76	26		P	158 669		569	10	27		
Levante Prof	1	12/3	15/3	7 940	7 940	1 360			5	157	14	212	47	T	4 280	119	185	5	2		
Promessi Sposi Il Matrimonio In Vetrina	1	9/11	12/11	6 000	6 000				15	212		55	55	T/P	9 927	231	622	10	3		
Bednary (PL)																					
AGROSHOW	1	22/9	24/9	128 881	462	220	128 419	15 011	22	691	125			T/P	81 982		593	4	1		
Bergamo (I)																					
AGRI TRAVEL & SLOW TRAVEL EXPO - FIERA DEI TERRITORI	1	30/3	2/4	3 400	2 400	200	1 000	0	9	140	9	38	38	T	676	107	617	5	1, 2, 3, 6, 8		
BERGAMO CREATTIVA ED. AUTUNNO	1	5/10	8/10	5 011	5 011	229	0	0	10	219	19	31	31	P	51 000	1 000	617	5	3, 13, 24, 25		
BERGAMO CREATTIVA ED. PRIMAVERA	1	2/3	5/3	12 000	12 000	0	0	0	16	218	23	18	18	P	45 000	1 000	617	5	3, 13, 24, 25		
COMICON International Pop Culture Festival	1	23/6	25/6	13 635	9 635	1 927	4 000	800	9	114	9	36	6	T/P	28 000	3 000	793	5	3		
FAMILY ENTERTAINMENT EXPO	1	10/3	12/3	2 572	2 572	300	0	0	6	50	6	20	17	T	2 500	0	160	5	3, 13		
International Hardware Fair Italy	2	5/5	6/5	5 072	5 072	1 810	0	0	19	297	111	5	0	T	5 300	1 060	467	5	5, 7, 19		
Waste Management Europe	1	18/4	20/4	13 000	6 500	0	6 500	0	12	111	24	0	0	T/P	2 433	181	401	5	4, 9, 10, 17, 19, 21, 26		
Berlin (D)																					
Bar Convent Berlin	1	9/10	11/10	6 960	6 960	4 570			48	513	405			T	14 826	7 400	655	8	2		
CMS Cleaning.Management.Services.	2	19/9	22/9	15 614	15 053	3 137	561		28	416	130			T	20 727	2 696	520	8	10		
FRUIT LOGISTICA	1	8/2	10/2	65 343	65 343	57 708			92	2 610	2 368			T	63 470	49 507	520	8	2		
INTERGEO	1	10/10	12/10	13 643	13 631	7 753	12	12	39	544	305			T	18 739	8 379	378	8	10, 19		
Internationale Grüne Woche Berlin	1	20/1	29/1	38 090	37 592	9 362	498		61	1 222	342			T/P	300 352	7 689	520	8	2		
ITB Berlin	1	7/3	9/3	72 011	72 011	58 164			157	5 537	4 920			T/P	57 386	34 161	520	8	6		
ptc - Pipeline Technology Conference	1	8/5	11/5	1 298	1 298	872			19	78	47			T	1 758	1 328	216	8	19		
BESANÇON (F)																					
ANTIQUAIRES- BESANCON	1	10/11	12/11	572	572	0	0	0	0	31	0	0	0	P	3 216	0	538	7	3		




(*) Please refer to each national definition given at the beginning of the report

2023 PHYSICAL EVENTS BY CITY

	Internal Year	Opening date	Closing date	Space						Exhibitors					Visitors/Visits (*)			Organiser	Auditor	Sector	
				Rented Space (sq.m)						With their own stands			Represented firms		Admission for Trade/Public	Total					
				Total	Halls		Open air		from ... countries	Total	Foreign/ International (*)	Total	Foreign/ International (*)	Total		Foreign/ International (*)					
BESANÇON (F)																					
BROCANTE DE NOEL - BESANCON	1	9/12	10/12	3 510	3 510	0	0	0	0	155	0	0	0	P	5 069	0	538	7	3		
BROCANTE DE PRINTEMPS - BESANCON	1	11/3	12/3	2 692	2 692	0	0	0		123				P	4 872		539	7	3		
CARREFOUR DES COLLECTIVITES LOCALES - BESANCON	1	5/10	6/10	1 455	1 455	9	0	0	1	115	1	0	0	T	1 528	0	538	7	3		
FOIRE EXPOSITION - BESANCON	1	13/5	21/5	37 690	22 736	362	14 954	122		449	20			P	128 344		539	7	27		
HABITAT DECO & JARDINS - BESANCON	1	20/10	22/10	3 549	3 540	0	9	0	0	183	0	0	0	P	8 668	126	538	7	12		
SALON DES MARIES - BESANÇON	1	3/11	5/11	545	545	0	0	0	0	56	0	0	0	P	2 111	0	538	7	14		
VINIFRANCE - BESANÇON	1	20/10	22/10	420	420	0	0	0		69	0			P	3 399	0	127	6	2		
BIARRITZ (F)																					
AUX VIGNOBLES! BIARRITZ	1	3/2	6/2	783	783		0	0		81				P	5 698		347	7	2		
Bielsko Biala (PL)																					
ENERGETAB	1	12/9	14/9	13 924	7 204	1 456	6 181	722	13	432	90			T	5 736		808	4	19		
BILBAO (E)																					
ADDIT3D	1	6/6	8/6	946	946	133	0	0	14	48	9	56	45	T			95	11	19	See note 1	
BASQUE OPEN INDUSTRY	1	13/11	14/11	1 500	1 500	0	0	0	1	130	0	0	0	T	1 800	0	712		19		
BEDIGITAL	1	6/6	8/6	640	640	39	0	0	3	64	4	19	2	T			95	11	19	See note 1	
BIOCULTURA	2	6/10	8/10	1 398	1 015	42	0	0	5	124	6	0	0	P	6 227	0	95,56	11	2, 14		
CELEBRA	1	3/11	5/11	1 177	288	6	0	0	2	34	1	0	0	P	1 346	0	95	11	25		
DESEMBALAJE	2x1	4/3	5/3	4 565	4 130	340	0	0	3	128	9	0	0	T/P	5 016	0	95,488	11	3		
DESEMBALAJE	2x1	4/11	5/11	4 315	3 880	380	0	0	3	113	10	0	0	T/P	6 043	0	95,488	11	3		
EMPACK & LOGISTICS BILBAO	1	1/3	2/3	1 310	1 310	69	0	0	6	74	4	0	0	T	2 396	0	200	11	11		
EUSKOENER	2	5/10	5/10	1 059	381	0	0	0	1	26	0	0	0	T	1 000	0	298		19		
EXPOCADENA	2	24/2	25/2	12 344	12 104	0	0	0	1	322	0	0	0	T	3 500	0	214		19		
EXPOVACACIONES	1	5/5	7/5	4 502	2 351	201	0	0	2	122	21	62	1	T/P	9 257	0	95	11	6		
FERIA OUTLET	1	10/2	12/2	2 327	2 327	0	0	0	1	103	0	0	0	P	25 000	0	115		3		
FOOD4FUTURE	1	10/11	12/11	4 313	1 230	0	0	0	1	250	0	0	0	T	8 372	0	261		2		
FVO	1	19/5	21/5	13 811	13 811	0	0	0	1	27	0	0	0	P	12 391	0	95,361	11	16		
INDUSTRY TOOLS	2	6/6	8/6	2 871	1 729	716	0	0	13	95	60	26	22	T			95	11	19	See note 1	
INTERGRAF	2	18/10	20/10	1 000	1 000	0	0	0	1	100	0	0	0	T	950	0	428		11		
JAPAN WEEKEND	2x1	25/2	25/2	128	128	0	0	0	1	20	0	0	0	P	7 450	0	448		3		
JAPAN WEEKEND	2x1	7/10	7/10	645	645	0	0	0	1	40	0	0	0	P	8 550	0	448		3		
MAINTENANCE	2	6/6	8/6	741	741	136	0	0	11	30	10	39	8	T			95,200	11	19	See note 1	
PIN	1	17/12	8/1	31 465	13 431	0	0	0	1	58	0	0	0	P	137 442	0	95	11	3		
PUMPS & VALVES	2	6/6	8/6	654	654	62	0	0	8	44	4	24	18	T			95,200	11	19	See note 1	
RETROCLÁSICA BIO	1	12/11	14/11	10 346	6 077	0	0	0	1	164	0	0	0	P	18 696	0	95,249	11	16		

(*) Please refer to each national definition given at the beginning of the report

2023 PHYSICAL EVENTS BY CITY

	Internal Year	Opening date	Closing date	Space						Exhibitors					Visitors/Visits (*)		Organiser	Auditor	Sector		
				Rented Space (sq.m)						With their own stands			Represented firms		Admission for Trade/Public	Total					
				Total	Halls		Open air		from ... countries	Total	Foreign/ International (*)	Total	Foreign/ International (*)	Total		Foreign/ International (*)					
BILBAO (E)																					
	2	25/10	27/10	1 455	405	54	0	0	6	34	5	11	9	T	507	85	95	11	19		
 SUBCONTRATACIÓN	2	6/6	8/6	3 248	3 248	476	0	0	18	226	36	150	68	T	12 091	629	95	11	19	See note 2	
 TENDENCIAS CREATIVAS	1	2/2	5/2	1 384	988	100	0	0	5	87	8	0	0	P	14 980	0	95,738	11	3		
 WORLD MARITIME WEEK	2	21/3	23/3	1 457	813	63	0	0	10	56	7	30	25	T	1 367	213	95	11	1,26		
Note 1: "Visitors" statistics included in those of "SUBCONTRATACIÓN"																					
Note 2: "Visitors" statistics includes those from the following events: ADDIT3D, BEDIGITAL, INDUSTRY TOOLS, MAINTENANCE & PUMPS & VALVES																					
Bologna (I)																					
	1	10/10	12/10	2 878	2 878	160	0	0	10	125	8	16	6	T	5 268	28	107	10	7		
	1	3/2	5/2	7 942	7 942	156	0	0	6	172	7	0	0	T/P	24 864	91	107	10	3		
	1	26/10	29/10	55 819	55 819	5 180	0	0	17	858	99	0	0	T/P	66 134	16 203	107	5	16		
	1	8/11	10/11	5 000	5 000	1 539	0	0	21	152	40	34	22	T	1 695	125	207	10	13		
	1	6/3	9/3	14 202	14 202	11 352	0	0	54	1 274	1 089	1	0	T	17 445	5 270	107	10	3		
	1	25/9	29/9	72 199	71 984	27 928	215	0	27	555	217	26	13	T/P	60 177	22 537	206	10	5		
	1	5/5	7/5	15 955	15 955	2 103	0	0	21	411	48	79	30	T/P	16 656	952	85	5	14		
	1	16/3	20/3	87 986	83 743	46 040	4 243	2 957	62	2 832	2 143	0	0	T	178 747	67 100	106	10	14		
	1	19/4	20/4	3 257	3 197	398	60	60	19	186	25	38	25	T	3 695	413	8	5	19		
	1	16/11	17/11	1 887	1 887	220	0	0	14	81	14	31	13	T	2 427	216	8	5	19		
	1	13/10	15/10	4 792	4 792	728	0	0	26	209	54	18	14	T/P	7 372	323	678	10	3		
	1	15/2	17/2	2 775	2 775	333	0	0	9	86	14	7	5	T/P	5 614	320	209	5	5		
	2	16/11	18/11	5 455	5 213	188	242	0	13	139	10	20	8	T	6 412	332	618	10	19		
	2	11/10	13/10	4 163	4 163	644	0	0	20	189	58	43	37	T	2 842	180	108	10	19		
	1	18/1	19/1	21 222	21 222	1 685	0	0	20	810	64	52	20	T	17 033	1 003	107	10	2		
	1	29/3	31/3	43 274	43 274	3 071	0	0	30	1 528	135	506	342	T	51 693	953	682	5	19		
	2	7/11	9/11	4 939	4 939	500	0	0	17	159	20	41	6	T	5 167	374	8	5	19		
	1	21/10	29/10	5 122	5 122	0	0	0	4	32	0	9	9	P	6 985	26	695	10	26		
	1	7/9	10/9	7 389	7 339	595	50	0	21	383	57	56	16	T/P	12 509	438	107	10	2		
	1	26/2	28/2	6 466	6 466	581	0	0	22	687	87	0	0	T/P	9 679	724	107	10	2		
	2	15/5	17/5	29 406	29 406	18 048	0	0	56	974	724	86	75	T	16 926	7 578	107	10	1		
Bolu (TR)																					
	1	21/9	24/9	4 500	4 500	500			0	28	0	0	0	T/P	59 632	0	262	14	5,12		

(*) Please refer to each national definition given at the beginning of the report

2023 PHYSICAL EVENTS BY CITY

	Interval Year	Opening date	Closing date	Space						Exhibitors						Visitors/Visits (*)				Organiser	Auditor	Sector
				Rented Space (sq.m)						With their own stands			Represented firms			Admission for Trade/Public						
				Total	Halls		Open air		from ... countries	Total	Foreign/International (*)	Total	Foreign/International (*)	Total	Foreign/International (*)	Admission for Trade/Public	Total	Foreign/International (*)				
					Total	Foreign/International (*)	Total	Foreign/International (*)														
Bolu (TR)																						
	1	21/9	24/9	4 500	4 500	500			0	23	0	0	0	T/P	59 632	0	262	14	1,3			
Bolzano/Bozen (I)																						
	1	9/11	12/11	2 691	2 691	141			190	228	38	5		T/P	29 883	239	521	2	2			
	1	9/11	12/11	4 259	4 259	582	0	0	156	188	32			T/P	29 883	239	521	2	27			
	1	23/10	26/10	12 599	12 599	1 133	0	0	263	319	56	24	6	T/P	18 942	568	521	2	2			
	1	8/3	11/3	11 913	11 523	964	390		314	358	44	31	1	T/P	22 900	426	521	2	5			
	1	11/1	12/1	3 745	3 745	850			91	155	64	26	0	T	1 879		521	2	3			
BORDEAUX (F)																						
	1	24/2	26/2	1 424	1 424	0	0	0	0	117				P	8 000		63	7	8			
	2	19/11	21/11	6 416	6 416	79	0	0	4	312	8	144	11	T	10 204	82	109	7	2			
	1	13/5	21/5	38 931	18 834	1 266	20 097	110	27	677	74	256	52	P	157 782	0	109	7	27			
	1	9/11	12/11	3 048	3 048	144	0	0	3	123	3	179	3	P	10 499	0	109	7	12			
	1	2/2	5/2	7 152	7 152	766	0	0		213	21			P	65 966		109	7	3			
	2x1	9/3	10/3	481	481	3	0	0		82	1			T	779		144	7	3			
	2x1	12/10	13/10	660	660	0	0	0	0	111	0	15	0	T	1 351	0	144	7	4			
	1	10/3	12/3	1 904	1 904		0	0		313				P	25 430		788	7	1			
Bra - CN (I)																						
	1	15/9	18/9	17 595	17 595	1 729	0	0	19	411	13	0	0	T/P	402 000	150 000	156	5	2			
Braga (P)																						
	1	30/3	2/4	14 111	2 778	126	10 658	675	6	210	13	0	0	T/P	42 853		431	3	1	See note		
Note: Due to limitation of the system, it is not possible to obtain information of visitors by nationality and by day, and the entity has no alternative way of obtaining this information.																						
Bremen (D)																						
	1	3/2	5/2	22 101	22 101	2 090			10	709	52			T/P	46 594		496	8	16			
BREST (F)																						
	1	10/11	13/11	3 054	3 054	9	0	0	1	251	1	0	0	P	24 242	0	342	7	2			
	1	30/9	1/10	875	875	42	0	0	2	81	3	0	0	P	6 576	10 420	344	7	3			
	2x1	16/3	16/3	264	264		0	0		60				T	262		144	7	3			
	1	6/10	9/10	4 592	4 592	0	0	0	0	185	0	0	0	P	7 924	0	342	7	12			
	1	10/3	13/3	3 250	3 250		0	0		123				P	10 219		347	7	12			
BRIGNOLES (F)																						
	1	15/4	23/4	11 807	2 509	0	9 298	0	0	240	0	0	0	P	52 981	0	321	7	27			
Brindisi (I)																						
	1	11/10	15/10	4 565	1 965		2 600		3	87		54	12	T/P	5 818	605	673	5	3			
Brno (CZ)																						
	2	24/5	26/5	15 329	8 809	2 230	6 520	438	24	197	85			T	42 221	1 511	117	4	7			

(*) Please refer to each national definition given at the beginning of the report

2023 PHYSICAL EVENTS BY CITY

	Interval Year	Opening date	Closing date	Space						Exhibitors				Visitors/Visits (*)		Organiser	Auditor	Sector		
				Rented Space (sq.m)						With their own stands		Represented firms		Admission for Trade/Public	Total					Foreign/International (*)
				Total	Halls		Open air		from ... countries	Total	Foreign/International (*)	Total	Foreign/International (*)							
					Total	Foreign/International (*)	Total	Foreign/International (*)						Total	Foreign/International (*)					
Brno (CZ)																				
ufi	ISET/PYROS	2	24/5	26/5	665	595	147	70	18	4	29	8			T	incl. in IDET		117	4	7
	MSV	1	10/10	13/10	27 906	27 099	11 999	807	291	26	855	447			T	51 043	4 508	117	4	19
Budapest (HU)																				
ufi	AGROMASHEXPO	1	25/1	28/1	36 809	35 999	3 875	810	132	12	241	47			T/P	41 309		384	4	1
	AUTOMOTIVE	1	16/5	19/5	1 900	1 900	991	0	0	9	83	49			T	incl. in Industry Days		384	4	16
	BUDAPEST BOAT	1	23/2	26/2	4 473	4 473	179	0	0	4	64	1			P	incl. in Travel		384	4	26
ufi	CONSTRUMA	1	29/3	2/4	5 939	5 707	843	232	9	16	198	50			T/P	26 614		384	4	5
	FEHOVA	1	9/2	12/2	9 353	9 341	1 000	12	0	10	210	33			P	39 917		384	4	3
	HOME DESIGN Spring	1	29/3	2/4	3 181	3 163	507	18	0	8	96	16			T/P	incl. in CONSTRUMA		384	4	12
ufi	INDUSTRY DAYS	1	16/5	19/5	7 887	7 887	3 052	0	0	14	286	110			T	13 351	534	384	4	19
	TRAVEL	1	23/2	26/2	4 404	4 404	1 393	0	0	25	109	58			P	23 772		384	4	6
Burdur (TR)																				
	Teke Region 8. International Live Animals, Livestock, Agriculture Machinery and Feed Technology Fair	1	27/4	30/4	18 000	18 000	0			0	140	0	30	30	T/P	87 152		354	14	1
CAEN (F)																				
	AUX VIGNOBLES ! CAEN	1	17/3	19/3	1 593	1 593	9	0	0		161	1			P	15 024		347	7	2
	GEEK DAYS - CAEN	1	14/10	15/10	1 181	1 181	6	0	0	2	96	2	0	0	P	8 168	248	344	7	3
	SOLUTIONS CSE CAEN	2x1	21/3	21/3	304	304		0	0		72				P	337		144	7	3
Çanakkale (TR)																				
	13. Biga Agriculture, Livestock, Industry and Food Fair	1	29/9	1/10	9 757	9 757					133				T/P	120 000		637	14	1
	Canakkale 6.Agriculture Technology Fair	1	26/10	29/10	1 718	1 718					29				T/P	8 400		24	14	1
CANNES (F)																				
	MARCHE DU FILM	1	16/5	24/5	4 198	4 198	3 832	0	0	54	311	279	0	0	T	58 973	38 104	700	7	18
	MIPIM	1	14/3	17/3	18 726	18 726	14 446	0	0	55	2 442	2 109	0	0	T	28 433	12 863	656	7	15
Capaccio Paestum - SA (I)																				
	IFF International Fireworks Fair – Fiera Internazionale della Pirotecnica	1	10/3	12/3	750	750	250			9	60	20			T	2 500	500	390	5	13
Carrara - MC (I)																				
	4x4 FEST	1	21/4	23/4	3 110	3 110	180	0	0	4	68	5	17	10	P	5 855	431	416	10	16
	Festival dell'Oriente	1	21/10	29/10	5 860	5 860	1 296	0	0	11	117	26	0	0	P	29 700		400	5	2
	SEATEC	1	16/3	17/3	867	867	28	0	0	2	67	2	31	20	T	919	86	416	10	19
	Tirreno CT	1	26/2	1/3	7 402	7 402	875	0	0	11	174	11	50	13	T/P	14 668	1 030	751	10	2
Carri' - CN (I)																				
	FIERA DEL BUE GRASSO	1	14/12	17/12	9 300	1 658	0	7 642	0	2	36	0	0	0	T/P	12 500	1 200	157	5	3

(*) Please refer to each national definition given at the beginning of the report

2023 PHYSICAL EVENTS BY CITY

	Interval Year	Opening date	Closing date	Space						Exhibitors					Visitors/Visits (*)				Organiser	Auditor	Sector
				Rented Space (sq.m)						With their own stands			Represented firms		Admission for Trade/Public		Total				
				Total	Halls		Open air		from ... countries	Total	Foreign/International (*)	Total	Foreign/International (*)								
					Total	Foreign/International (*)	Total	Foreign/International (*)						Total	Foreign/International (*)						
Cernobbio -CO (I)																					
COMOCREA INTERNI	1	18/4	20/4	200	200	140	0	0	5	19	13	0	0	T	261	184	154	5	12,25		
COMOCREA TEXTILE DESIGN SHOW	2x1	27/3	28/3	1975	1975	987	0	0	4	32	16	0	0	T	102	25	154	5	12,25		
COMOCREA TEXTILE DESIGN SHOW	2x1	16/10	17/10	1975	1975	1 049	0	0	5	31	16	0	0	T	139	49	154	5	12,25		
ORTICOLARIO	1	28/9	1/10	10 550	5 300	300	5 250	750	3	249	17	0	0	P	80	8	661	5	1		
PROPOSTE - FIERA PRODUTTORI TESSUTO D'ARREDAMENTO E TENDAGGIO	1	18/4	20/4	4 977	4 977	3 152	0	0	12	78	49	0	0	T	3 348	2 293	620	10	12,25		
CHALONS EN CHAMPAGNE (F)																					
FOIRE EXPOSITION - CHALONS EN CHAMPAGNE	1	1/9	11/9	55 660	9 808	156	45 852	315	7	514	13	1	0	P	205 003	707	764	7	27		
FOIRE DE PRINTEMPS - CHALONS EN CHAMPAGNE	1	3/3	6/3	3 113	3 113		0	0		128				P	5 967		764	7	27		
CHALON-SUR-SAÔNE (F)																					
FOIRE DU GRAND CHALON	1	3/3	6/3	3 113	3 113		0	0		128				P	5 967		149	7	27		
HABITAT ET IMMOBILIER - CHALONS SUR SAÔNE	1	17/3	19/3	1 020	960		60	0		59				P	2 342		203	7	12		
CHAMBERY (F)																					
ALPIPRO	1	26/4	27/4	3 954	3 304	36	650	0		182	2			T	2 324	0	669	7	3		
FOIRE DE SAVOIE	1	8/9	18/9	18 573	7 927	34	10 646	42	5	288	5	78	1	P	56 584	0	669	7	27		
HABITAT ET JARDIN - CHAMBERY	1	14/4	17/4	9 036	9 036	68	0	0		217	3			P	11 853		669	7	12		
CHARTRES (F)																					
AUX VIGNOBLES ! CHARTRES	1	20/10	22/10	1 653	1 653	9	0	0	1	139	1	0	0	P	10 658	1 698	342	7	2		
LES ARTISANALES - CHARTRES	1	6/10	9/10	6 135	5 308	0	827	0	0	252	0	0	0	P	40 090	0	135	7	27		
SALON DE L'HABITAT - CHARTRES	1	10/3	12/3	1 515	1 515		0	0		88				P	3 206	0	127	6	4		
CHATEAUBRIANT (F)																					
FOIRE EXPOSITION - BERE CHATEAUBRIANT	1	8/9	11/9	34 683	3 009	0	31 674	0	0	487	0	0	0	P	38 539	0	147	7	27		
CHERBOURG (F)																					
AUX VIGNOBLES ! CHERBOURG	1	8/12	10/12	420	420	6	0	0	1	65	1	0	0	P	3 421	373	342	7	2		
CLERMONT-FERRAND (F)																					
CARREFOUR NATIONALE DE LA PÊCHE ET DES LOISIRS - AUVERGNE	1	20/1	22/1	3 409	3 409	211	0	0		103	6			P	18 345	0	127	6	3		
CLERMONT GEEK CONVENTION	1	18/3	19/3	1 619	1 619	36	0	0		143	2			P	24 480		76	7	3		
ORIGINE AUVERGNE	1	24/11	26/11	2 516	2 516	0	0	0	0	313	0	0	0	P	17 661	0	348	7	27		
RENCOTRES NATIONALES DU TRANSPORT PUBLIC	2	17/10	19/10	5 005	5 005	542	0	0	11	230	20	0	0	T	5 203	36	339	7	26		
SALON DE L'HABITAT - CLERMONT FERRAND	1	10/3	13/3	5 732	5 732	18	0	0		219	1			P	11 128	0	127	6	4		
SOLUTIONS CSE CLERMONT-FERRAND	2x1	21/3	21/3	294	294		0	0		59				T	426		144	7	3		
TATOUAGE - AUVERGNE	1	18/11	19/11	1 173	1 173	18	0	0	3	165	3	0	0	P	7 119	183	348	7	3		
VINIDÔME - D'AUVERGNE	1	3/2	6/2	1 851	1 851	12	0	0		285	1			P	18 772	0	127	6	2		

(*) Please refer to each national definition given at the beginning of the report

2023 PHYSICAL EVENTS BY CITY

	Interval Year	Opening date	Closing date	Space					Exhibitors					Visitors/Visits (*)		Organiser	Auditor	Sector		
				Rented Space (sq.m)					With their own stands			Represented firms		Admission for Trade/Public	Total					Foreign/ International (*)
				Total	Halls		Open air		from ... countries	Total	Foreign/ International (*)	Total	Foreign/ International (*)							
	Total	Foreign/ International (*)	Total	Foreign/ International (*)		Total	Foreign/ International (*)	Total	Foreign/ International (*)		Total	Foreign/ International (*)								
COCENTAINA (E)																				
FIRA DE TOTS SANTS	1	1/11	5/11	61 505	0	0	6 151		4	793	3	4	0	T/P	567 804	0	81	11	27	
COLMAR (F)																				
AUX VIGNOBLES ! COLMAR	1	20/10	22/10	420	420	6	0	0	1	63	1	0	0	P	4 548	50 001	342	7	2	
Cremona (I)																				
CREMONA MUSICA INTERNATIONAL EXHIBITIONS AND FESTIVAL	1	22/9	24/9	5 567	5 567	2 405	0	0	30	327	176	26	13	T/P	10 499	1 785	163	10	25	
FIERE ZOOTECHNICHE INTERNAZIONALI DI CREMONA	1	30/11	2/12	8 373	8 373	432	0	0	8	160	15	101	37	T/P	17 874	574	163	10	1	
FUTURITY	1	17/11	18/11	2 536	2 536	599	0	0	11	177	25	51	51	T/P	1 632	281	741	10	1	
Den bosch (NL)																				
Biobeurs	1	16/1	19/1	4 153	4 153					212				T	8 750		482		1	
Boekenbeurs Vincentius Vereniging	1	13/1	15/1	500	500					1				P	2 600		789		3	
Carp	1	20/1	22/1	12 500	12 500					143				P	18 000		537		1	
Champignondagen	2	10/5	12/5	3 500	3 500					101				T	4 555		718		1	
De Nederlandse Metaaldagen	2	19/4	21/4	2 513	2 513					106				T	3 811		771		5	
Dutch Pork Expo	1	14/2	15/2	4 300	4 300					119				T	2 823		202		1	
Dutch Poultry Expo	1	14/2	15/2	4 270	4 270					121				T	1 887		202		1	
Ecomobiel	1	10/10	12/10	3 048	3 048					53				T	3 971		7		26	
Empack	1	5/4	6/4	7 217	7 217					297				T	6 500		202		19	
FireSafety & Security Event	1	12/4	13/4	3 000	3 000					850				T	5 200		722		7	
Food Tech Event	1	12/4	13/4	2 500	2 500					118				T	2 400		542		1	
HOUTBOUW	1	23/5	25/5	2 000	2 000					28				T	3 000		7		3	
Ibiza Xperience Fair	1	1/4	2/4	4 741	4 741					150				P	9 000		392		13	
Industrial Heat & Power	1	10/10	12/10	682	682					37				T	1 750		7		19	
Internationale Poppen- en Berenbeurs	1	9/9	9/9	1 238	1 238					197				P	3 000		565		3	
Knotsgekke Kaarten en Scrapdagen	1	2/3	4/3	1 000	1 000					68				P	5 912		444		3	
Kunststoffenbeurs	1	20/9	21/9	5 191	5 191					208				T	3 000		542		19	
Labtechnology	2	12/4	13/4	4 050	4 050					100				T	2 000		473		8	
Mega Record & CD Fair	2x1	22/4	23/4	8 300	8 300					550				P	25 000		34		3	
Mega Record & CD Fair	2x1	11/11	12/11	8 300	8 300					550				P	25 000		34		3	
Mega Trucks Festival	1	9/12	10/12	34 597	34 597					78				P	27 500		603		16	
Precisiebeurs	1	15/11	16/11	20 121	20 121					370				T	5 900		542		19	
PREFAB	1	10/10	12/10	2 250	2 250					87				T	3 500		7		5	
Renovatiebeurs	1	23/5	25/5	2 735	2 735					93				T	3 500		7		5	
showUP	1	3/9	4/9	14 000	14 000					320				T	3 250		687		12	
Stoffen Spektakel Den Bosch	2x1	26/2	26/2	2 500	2 500					40				P	10 000		723		25	

(*) Please refer to each national definition given at the beginning of the report

2023 PHYSICAL EVENTS BY CITY

	Interval Year	Opening date	Closing date	Space					Exhibitors				Visitors/Visits (*)		Organiser	Auditor	Sector		
				Rented Space (sq.m)					With their own stands		Represented firms		Admission for Trade/Public	Total					
				Total	Halls Total	Foreign/International (*)	Open air Total	Foreign/International (*)	from ... countries	Total	Foreign/International (*)	Total		Foreign/International (*)					Total
Den bosch (NL)																			
Stoffen Spektakel Den Bosch	2x1	29/10	29/10	2 500	2 500					40				P	10 000		723		25
Vakbeurs Energie	1	10/10	12/10	9 231	9 231					661				T	12 000		7		9
Vakbeurs MONUMENT	1	23/5	25/5	1 584	1 584					50				T	3 500		7		5
Vision, Robotics & Motion	1	7/6	8/6	4 850	4 850					85				T	1 600		542		18
Denizli (TR)																			
18th Aegean Agricultural Greenhouse & Livestock Exhibition	1	1/3	5/3	3 203	3 203					63		20	20	T/P	105 227	32	579	14	1
6. Denizli Book Fair	1	13/10	22/10	10 000	10 000					83				T/P	312 450		279	14	8
Çivril Agriculture, Livestock Machinery Technologies and Feed Fair	1	14/10	17/10	9 000	9 000					91				T/P	48 675		88	14	1
Denizli 1st Home Automation and Home Needs Fair	1	27/9	1/10	8 500	8 500					53				T/P	15 500		6	14	12, 17
Denizli 2023	1	6/12	10/12	8 500	8 500					61		61	61	T/P	28 500		6	14	18, 12
Denizli Natural Life Fair	1	22/11	26/11	4 000	4 000					41				T/P	19 453		409	14	3
EGE TMF - 4. EGE Textile, Garment Machines and Textile Chemicals and Textile Printing Fair	1	23/8	26/8	4 384	4 384					65	1	24	24	T/P	5 030	347	443	14	22, 17
Egeevlilik 2023	1	15/3	19/3	6 250	6 250					58				T/P	30 300		6	14	18, 12
Piktech	1	9/11	11/11	2 364	2 364					2	43	1	3	T/P	2 256	32	739	14	25
Snack Expo Denizli Snack, Nuts, Dried Fruit, Chips, Coffe, Candy and Technologies Fair	1	16/11	18/11	1 850	1 850					2	46		2	T/P	1 750	92	752	14	1, 2
DIJON (F)																			
AUX VIGNOBLES ! DIJON	1	31/3	2/4	360	360		0	0		54				P	3 001		347	7	1
HABITAT ET DEVELOPEMENT DURABLE- DIJON	1	10/2	12/2	1 054	1 054	0	0	0	0	62	0	0	0	P	2 470	0	177	7	12
SOLUTIONS CSE - DIJON	2x1	2/3	2/3	270	270		0	0		55				T	358		144	7	3
SOLUTIONS CSE DIJON	2x1	26/9	26/9	312	312	0	0	0	0	63	0	0	0	T	510	0	144	7	4
Diyarbakir (TR)																			
Book Fair Diyarbakir	1	16/12	24/12	2 500	2 500					110				T/P	385 000		273, 234	14	8
Mesopotamia Agriculture Livestock Fair	1	26/4	30/4	3 003	3 003					66				T/P	116 347	32	186	14	1
MESOPOTAMIA GOURMET AND LOCAL FLAVORS FAIR	1	14/11	19/11	4 039	4 039					109				T/P	347 641		186	14	2, 3
Mezopotamya Jewellery, Jewellery achines and Franchise Fair	1	2/11	5/11	4 000	4 000					50				T/P	6 000	996	715, 491	14	24, 3
Start Beauty Diyarbakir Expo - Diyarbakir Aesthetics, Cosmetics and Beauty Expo	1	5/10	8/10	5 500	5 500					38				T/P	10 000	1 000	715	14	22, 14
DON BENITO (E)																			
ECUEXTRE - Feria del Caballo y del Toro	1	8/6	11/6	6 433	872	82	0	0	2	39	5	2	2	P	16 495	0	297		3

(*) Please refer to each national definition given at the beginning of the report

2023 PHYSICAL EVENTS BY CITY

	Internal Year	Opening date	Closing date	Space						Exhibitors						Visitors/Visits (*)		Organiser	Auditor	Sector		
				Rented Space (sq.m)						With their own stands			Represented firms			Admission for Trade/Public	Total					Foreign/ International (*)
				Total	Halls		Open air		from ... countries	Total	Foreign/ International (*)	Total	Foreign/ International (*)	Total	Foreign/ International (*)							
					Total	Foreign/ International (*)	Total	Foreign/ International (*)														
DON BENITO (E)																						
	1	14/9	17/9	5 112	2 556	274	0	0	3	82	13	0	0	P	24 542	0	297		3, 1			
	1	2/11	5/11	2 358	2 158	794	0	0	2	128	34	6	6	P	9 400	0	297		3			
	1	23/3	26/3	3 942	1 366	57	0	0	2	36	2	0	0	P		0	297		3			
	1	26/12	30/12	3 748	75	0	0	0	1	5	0	0	0	P	24 054	0	297		3			
	1	10/3	12/3	1 171	487	42	0	0	2	42	2	0	0	P	5 186	0	297		14, 22			
	1	19/5	21/5	3 042	2 006	61	0	0	2	24	1	0	0	P	3 092	0	297		12, 13			
Dortmund (D)																						
	1	11/1	12/1	8 774	8 349	552	425	144	10	355	26	3		T	6 584	287	522	8	2, 4			
	2	8/2	10/2	11 442	11 442	376			12	354	23	1	1	T	17 435	214	522	8	18			
	1	14/9	16/9	26 614	26 555	17 570	59		61	692	544			T	13 277	7 502	522	8	1			
	1	26/9	28/9	941	941	453			17	78	34	15	8	T	998	344	522	8	2			
DOUAI (F)																						
	1	9/9	18/9	9 203	6 146	45	3 057	90	2	166	3	0	0	P	55 275	0	334	7	27			
	1	28/10	5/11	12 651	12 651	0	0	0	0	24	0	0	0	P	34 898	0	334	7	3			
	1	28/11	30/11	2 822	2 822	607	0	0	11	225	48	0	0	T	1 960	7	343	7	19			
Düsseldorf (D)																						
	2	24/10	27/10	80 194	79 274	52 704	920	868	58	2 196	1 746			T/P	62 265	32 418	523	8	22			
	1	31/3	2/4	16 694	16 694	3 988			29	490	175			T	46 171	5 448	523	8	14			
	1	21/1	29/1	96 266	96 246	70 414	20	20	68	1 467	938			T/P	236 795	50 201	523	8	26			
	1	26/8	3/9	126 686	124 500	38 530	2 186	613	36	771	293			T/P	256 326	31 353	523	8	3, 4			
	3	26/2	2/3	102 927	102 810	73 243	117	70	54	1 824	1 309			T	81 484	53 698	523	8	4			
	1	29/3	30/3	6 644	6 644	159			9	297	17			T	3 355	57	318	8	16, 26			
	4	12/6	16/6	78 856	78 183	50 455	673	354	56	2 188	1 656			T/P	63 262	43 145	523	8	19			
	3	4/5	10/5	178 723	177 803	119 866	920	295	61	2 809	2 240			T	142 060	105 582	523	8	19			
	1	13/11	16/11	110 019	109 807	88 116	212		71	6 105	5 254			T	82 830	63 996	523	8	22			
	1	19/3	21/3	72 986	72 986	59 629			61	5 764	5 067			T	49 304	27 979	523	8	2			
	1	10/1	12/1	9 760	9 760	5 574			27	463	278			T	10 509	5 619	655	8	4			
	1	13/9	16/9	19 928	19 898	9 938	30	30	37	706	454			T	27 173	6 982	523	8	22			
	1	1/4	2/4	6 253	6 153	1 090	100		17	159	51			T	26 000	2 438	523	8	14			
Edirne (TR)																						
	1	5/7	9/7	6 250	6 250	320						24	0	T/P	20 000	251	637	14	1, 46			
Elazığ (TR)																						
	1	3/9	5/9	4 000	4 000					40				T/P	3 700		773	14	14			

(*) Please refer to each national definition given at the beginning of the report

2023 PHYSICAL EVENTS BY CITY

	Interval Year	Opening date	Closing date	Space						Exhibitors					Visitors/Visits (*)			Organiser	Auditor	Sector	
				Rented Space (sq.m)						With their own stands			Represented firms		Admission for Trade/Public	Total					
				Total	Halls		Open air		from ... countries	Total	Foreign/ International (*)	Total	Foreign/ International (*)	Total		Foreign/ International (*)	Total				Foreign/ International (*)
					Total	Foreign/ International (*)	Total	Foreign/ International (*)													
ELCHE (E)																					
ALICANTE GASTRONÓMICA. Encuentro del estilo de vida mediterráneo	1	29/9	2/10	10 770	8 414	0	1 200	0	1	229	0	0	0	T/P	70 845	0	403,118	11	2,6		
ANTIC AUTO ALICANTE. Salón internacional de automóviles, motocicletas y recambio antiguo y clásico.	1	11/3	12/3	5 542	5 272	0	0	0	1	87	0	0	0	P	7 528	79	403	11	3,16		
BEBÉS & FAMILIAS. Salón de la puericultura de la provincia de Alicante	1	16/9	17/9	1 967	1 321	9	0	0	2	30	1	0	0	P	2 746	4	403	11	12,13		
CARAVANING. Muestra provincial de caravanning, camping, ocio y tiempo libre	1	10/2	19/2	8 767	8 767	49	0	0	2	50	2	0	0	P	11 343	0	119	11	3,6		
EXPOFIESTA. Feria nacional de las fiestas populares.	1	3/11	5/11	3 208	2 741	0	0	0	1	73	0	0	0	P	7 945	0	403	11	3,25		
EXPOMASCOTAS. Salón del perro y otros animales de compañía	1	2/12	3/12	8 511	1 100	0	0	0	1	62	0	0	0	P	8 553	7	403	11	3		
EXPONADAL. Exposición de ocio infantil y juvenil	1	26/12	4/1	10 437	210	0	0	0	1	17	0	0	0	P	25 755	153	403	11	3		
EXTETIC. Salón de estética, cosmética, belleza y peluquería	1	25/2	27/2	3 114	1 752	72	0	0	6	75	5	0	0	T/P	10 708	42	403	11	14		
FIRAHOGAR. Salón del mobiliario, descanso, equipamiento y decoración del hogar.	1	19/10	22/10	6 291	6 291	0	0	0	1	52	0	0	0	P	11 198	0	403	11	12,13		
FIRANOVIOS. Salón de bodas y comuniones	1	3/11	5/11	5 071	2 421	20	0	0	2	79	1	0	0	P	5 258	2	403	11	25,3		
FIRAUTO. Salón del automóvil nuevo. EXPOCAR. Salón del automóvil de ocasión. SOBRE2RUEDAS. Feria de la motocicleta	2x1	5/7	7/5	17 916	16 316	0	1 600	0	1	44	0	77	0	P	22 872	3	403	11	16		
FIRAUTO. Salón del automóvil nuevo. EXPOCAR. Salón del automóvil de ocasión. SOBRE2RUEDAS. Feria de la motocicleta	2x1	17/11	19/11	17 916	16 316	0	1 600	0	1	59	0	97	0	P	37 719	18	403	11	16		
FUTURMODA. Salón internacional de la piel, componentes y maquinaria para el calzado y la marroquinería.	2x1	8/3	9/3	5 226	4 226	1 118	0	0	7	230	69	43	36	T	7 877	658	16	11	25,17		
FUTURMODA. Salón internacional de la piel, componentes y maquinaria para el calzado y la marroquinería.	2x1	18/10	19/10	4 504	3 504	996	0	0	7	188	57	42	34	T	5 893	593	16	11	25,17		
SALÓN DEL MANGA. Salón del manga y cultura japonesa de Alicante.	1	15/4	16/4	10 678	2 109	0	0	0	1	134	0	0	0	P	21 468	37	403	11	3		
Erba - CO (I)																					
FORNITORE OFFRESI - Salone Internazionale della Subfornitura Meccanica	1	9/2	11/2	4 807	4 807	31	0	0	2	345	2	128	70	T	8 061	551	477	10	19		

(*) Please refer to each national definition given at the beginning of the report

2023 PHYSICAL EVENTS BY CITY

	Internal Year	Opening date	Closing date	Space					Exhibitors					Visitors/Visits (*)			Organiser	Auditor	Sector
				Rented Space (sq.m)					With their own stands			Represented firms		Admission for Trade/Public	Total				
				Total	Halls		Open air		from ... countries	Total	Foreign/ International (*)	Total	Foreign/ International (*)		Total	Foreign/ International (*)			
Erfurt (D)																			
Rapid.Tech 3.D	1	9/5	11/5	1 196	1 196	161			9	89	9			T/P	2 281	180	524	8	19
Thüringen Ausstellung Erfurt	1	25/2	5/3	11 085	11 085	863			13	549	43	15		P	69 988		524	8	27
Eskişehir (TR)																			
Eskişehir Agriculture Fair	1	6/9	10/9	7 754	7 754					65		1	1	T/P	65 613	59	762	14	1
4. Agriculture, Stockbreeding and Technologies Fair																			
Eskişehir Industry Fair 2023	1	27/9	30/9	3 774	3 774				7	83		15	15	T/P	21 095	6	762	14	19
3rd R&D, Industry and Technology Fair																			
Rail Industry Show, Rolling Stock Industry, Infrastructure and Technologies Exhibition	1	19/9	21/9	2 127	2 127	333			8	67	8	8	8	T/P	3 016	392	547	14	26
Essen (D)																			
EQUITANA	2	9/3	15/3	25 082	25 082	6 722			23	565	150			T/P	103 469	8 206	655	8	3
E-world energy & water	1	23/5	25/5	24 096	24 096	6 040			26	826	197			T/P	20 026	5 367	525	8	9
IPM ESSEN	1	24/1	27/1	38 762	38 762	24 978			45	1 339	895			T	36 741	11 500	525	8	1
METPACK	3	2/5	6/5	12 777	12 777	9 776			27	306	251			T	6 293	4 619	525	8	11,19
SCHWEISSEN & SCHNEIDEN	4	11/9	15/9	44 198	43 858	24 110	340	260	38	834	556			T	32 248	16 414	525	8	19
Ferrara (I)																			
REMTECH EXPO - SALONE SULLE BONIFICHE DEI SITI CONTAMINATI E RIQUALIFICAZIONE DEL TERRITORIO	1	20/9	22/9	3 337	3 181	258	156	30	16	202	45	0	0	T	2 657	159	295	10	10
RESTAURO – SALONE INTERNAZIONALE DEI BENI CULTURALI E AMBIENTALI	1	10/5	12/5	1 742	1 742	21	0	0	2	75	2	65	6	T	1 282	137	295	10	5
Firenze (I)																			
DIDACTA	1	8/3	10/3	10 286	10 286	1 405	0	0	14	276	40	38	19	P	13 170	29	314	10	2
Fiera Didacta Italia	1	8/3	10/3	10 286	10 286	1 405	0	0	16	240	36	74	23	T	13 170	29	314	10	8
Firenze Home Textstyle	1	11/2	13/2	1 689	1 689	120	0	0	1	55	11	0	0	T	1 082	88	12	10	25
Fragranze	1	15/9	17/9	980	980	332	0	0		189	140			T	1 588	435	594	5	25
Immagine Italia & Co.	1	11/2	13/2	1 846	1 846	629	0	0	15	81	29			T	1 940	143	768	5	25
Maredamare	1	22/7	24/7	3 179	3 179	1 046	0	0	14	120	40	12	12	T	1 531	275	768	5	25
MIDA Mostra Internazionale dell'Artigianato	1	25/4	1/5	5 250	4 878	1 750	372	0	29	438	115	0	0	T/P	65 528	1 191	314	10	27
Pitti Immagine Bimbo	2x1	18/1	20/1	4 372	4 372	2 456	0	0		177	114			T	2 524	658	594	5	25
Pitti Immagine Bimbo	2x1	21/6	23/6	4 659	4 659	2 857	0	0		178	131			T	2 012	736	594	5	25
Pitti Immagine Filati	2x1	25/1	27/1	7 598	7 598	565	0	0		96	9			T	3 476	1 263	594	5	25
Pitti Immagine Filati	2x1	28/6	30/6	8 117	8 117	960	0	0		108	18			T	4 226	1 879	594	5	25
Pitti Immagine Uomo	2x1	10/1	13/1	23 116	23 116	6 977	0	0		718	253			T	17 674	5 144	594	5	25
Pitti Immagine Uomo	2x1	13/6	16/6	25 546	25 546	8 262	0	0		710	291			T	17 062	5 983	594	5	25
TASTE	1	4/2	6/2	4 075	4 075	25	0	0		564	3			T/P	9 591	586	594	5	2

(*) Please refer to each national definition given at the beginning of the report

2023 PHYSICAL EVENTS BY CITY

	Interval Year	Opening date	Closing date	Space					Exhibitors					Visitors/Visits (*)		Organiser	Auditor	Sector		
				Rented Space (sq.m)					With their own stands			Represented firms		Admission for Trade/Public	Foreign/International (*)					
				Total	Halls		Open air		from ... countries	Total	Foreign/International (*)	Total	Foreign/International (*)		Total					Foreign/International (*)
Foggia (I)																				
Fiera Gate Gusto Stop And Start	1	26/3	28/3	6 500	6 500	500			3	54	5	86	8	T/P	8 530	1 230	702	5	2	
FIERA INTERNAZIONALE DELL'AGRICOLTURA E ZOOTECCNIA	1	29/4	1/5	1 105	816		289		4	45		22	17	T			193	10	1	
Frankfurt am Main (D)																				
Formnext	1	7/11	10/11	28 506	28 506	16 188			32	859	506			T	32 851	16 398	518	8	19	
Heimtextil	1	10/1	13/1	97 136	97 136	91 072			59	2 283	2 154			T	43 219	34 656	518	8	25	
Prolight + Sound	1	25/4	28/4	15 655	15 388	8 787	267	66	34	453	253			T	27 556	12 852	526	8	21	
Gaziantep (TR)																				
Buideast 3. Building Construction Materials, Decoration and Technologies Fair	1	5/10	8/10	5 500	5 500					51				T/P	8 100	405	30	14	5	
Campex 2. Camp, Caravan and Outdoor Sports Fair	1	1/11	5/11	2 500	2 500					29				T/P	6 500		30	14	3	
EIF 2023 Energy Congress Expo	1	20/9	22/9	8 296	8 296				2	133	2	9	9	T/P	11 750	625	190	14	9	
Fashion Gaziantep 2023	1	19/12	22/12	6 466	6 466					107				T/P	10 685	412	762	14	25	
Gaziantep Comped, Textile, Ready to Wear Fair																				
Gafo shoes 35. International Footwear, Slipper And Footwear Industry Suppliers Summer Fair	1	4/12	7/12	23 600	23 600				4	247	54	7	7	T/P	24 500	725	30	14	25	
Gaziantep Jewellery Show	1	15/9	17/9	1 528	1 528					51				T/P	4 160		239	14	24	
Turkey Cooperatives Fair	1	26/12	29/12	3 350	3 350				5	131	5			T/P	12 300		30	14	3	
Gdansk (PL)																				
AMBERIF SPRING	2x1	22/3	25/3	3 504	3 504	1 082	0	0	14	251	80			T/P	3 754		554	4	26	
AMBERIF AUTUMN	2x1	26/10	28/10	1 174	1 174	524	0	0	10	111	41			T/P	1 267		554	4	26	
BAL TEXPO	1	10/10	12/10	3 872	3 872	504	0	0	13	192	27			T/P	3 729		554	4	4	
TRAKO	2	19/9	22/9	18 095	13 533	3 990	4 562	988	30	617	244			T	25 452	10 435	554	4	26	
REAL ESTATE	2x1	4/3	5/3	447	437	28	0	0	2	34	2			P			568	4	15	
REAL ESTATE	2x1	30/9	1/10	288	288	34	0	0	2	31	3			P			568	4	15	
Genova (I)																				
SALONE NAUTICO	1	21/9	26/9	72 600	57 000		15 600		818	1 043	225			T/P	118 269	27 675	389	5	26	
Ghent (BE)																				
AGRIFLANDERS	2	12/1	15/1	54 000	54 000	0	0	0	4	350	16	180	14	P	14 300	0	25		1	
BIS	1	7/10	15/10	40 000	40 000	0	0	0	4	240	10	240	12	P	28 000	0	196		5	
COUNTRYSIDE	1	1/12	4/12	15 041	15 041	0	0	0	1	120	4	120	5	P	20 000	0	483		3	
EROTICA	1	3/3	5/3	8 064	8 064	0	0	0	1	80	0	80	0	P	6 000	0	237		3	
FACTS SPRING	1	1/4	2/4	38 000	34 000	0	4 000	0	8	160	44	160	41	P	35 000	1 450	196		3	
FACTS SPRING	1	21/10	22/10	38 000	34 000	0	4 000	0	8	160	44	160	41	P	35 000	1 450	196		3	
FIETS EN WANDELBEURS	1	18/2	19/2	10 000	10 000	0	0	0	4	78	66	71	66	P	15 000	450	383		3	

(*) Please refer to each national definition given at the beginning of the report

2023 PHYSICAL EVENTS BY CITY

Event	Internal Year	Opening date	Closing date	Space					Exhibitors					Visitors/Visits (*)				Organiser	Auditor	Sector
				Rented Space (sq.m)					With their own stands			Represented firms		Admission for Trade/Public	Total					
				Total	Halls		Open air		from ... countries	Total	Foreign/International (*)	Total	Foreign/International (*)		Total	Foreign/International (*)				
	Total	Foreign/International (*)	Total	Foreign/International (*)		Total	Foreign/International (*)	Total	Foreign/International (*)		Total	Foreign/International (*)								
Ghent (BE)																				
FLANDERS DOG SHOW	1	6/5	7/5	15 000	15 000	0	0	0	2	60	6	60	7	P	3 000	40	315		3	
FLANDERS HORSE EXPO	1	9/2	12/2	45 000	45 000	0	0	0	2	60	4	60	8	P	25 000	0	125		5	
HORECA EXPO	1	19/11	22/11	48 000	48 000	0	0	0	6	350	32	350	33	T	32 014	400	196		2	
INTERSOLUTION	1	25/1	26/1	6 000	6 000	0	0	0	12	150	36	150	38	T	3 000	1 500	169		19	
PROMZ	1	24/1	24/1	4 032	4 032	0	0	0	6	80	68	72	66	T	1 500	0	376		25	
REST-EXPO	1	27/3	29/3	8 000	8 000	0	0	0	2	60	5	60	5	T	300	0	639		2	
REVA	2	7/12	9/12	20 160	20 160	0	0	0	4	180	16	180	17	P	15 000	0	640		22	
SECOND HOME	1	4/3	5/3	6 000	6 000	0	0	0	15	140	140	140	144	P	4 000	200	276		15	
SECOND HOME	1	14/10	15/10	6 000	6 000	0	0	0	15	140	140	140	144	P	4 000	200	276		15	
SETT	1	1/3	2/3	15 000	15 000	0	0	0	3	120	12	120	15	T	15 000	0	196		8	
SID IN	1	19/1	21/1	19 152	19 152	0	0	0	1	100	0	0	0	P	18 000	0	795		8	
SPIRITUELE BEURS	1	2/12	3/12	4 032	4 032	0	0	0	2	120	4	120	5	P	5 000	400	103		3	
STOFFENSPEKTAKEL	1	14/4	14/4	4 032	4 032	0	0	0	3	80	60	80	62	P	3 000	300	449		3	
TREFDAG DIGITAAL VLAANDEREN	1	26/10	26/10	15 000	15 000	0	0	0	1	120	0	120	0	T	3 500	30	13		22	
Vegan Summer Fest 2022	1	20/8	20/8	15 000	12 000	0	3 000	0	2	8	5	5	5	P	8 000	0	92		2	
GJÓN (E)																				
24 Desembalaje Asturias	1	27/10	29/10	2 280	2 280	150	0	0	2	66	5	0	0	P	5 065	0	294,489	11	3	
42 Feria de Stocks del Comercio	2x1	11/3	12/3	1 189	1 050	0	0	0	1	35	0	0	0	P	10 254	0	294,770	11	27	
43 Feria de Stocks del Comercio	2x1	21/10	22/10	1 389	1 250	0	0	0	1	40	0	0	0	P	10 125	0	294,770	11	27	
51 Salón para la Infancia y la juventud- MERCAPLANA	1	22/12	4/1	16 716	15 660	0	1 056	0	1	47	0	0	0	P	50 000	0	294,82	11	3	
66 Feria Internacional de Muestras de Asturias- FIDMA	1	5/8	20/8	40 558	25 612	1 150	13 346	0	11	485	50	0	0	P	317 210	0	294	11	27	
Espacio Mascotas	1	14/10	15/10	5 001	2 621	0	150	0	1	44	0	0	0	P	10 350	0	294	11	3	
Feria del Campo y de las Industrias Agrícolas, Ganaderas y Pesqueras- AGROPEC	1	22/9	24/9	12 845	6 880	24	1 336	0	2	163	2	0	0	P	77 428	0	294	11	1	
Feria del Vehículo Seminuevo y Km 0	1	1/12	3/12	2 176	2 176	0	0	0	1	26	0	0	0	P	4 500	0	294,59	11	16	
II MotoBike	1	20/5	21/5	1 842	1 717	0	45	0	1	22	0	0	0	P	4 490	0	294	11	16	
Norconfort	1	10/11	12/11	2 351	2 351	0	0	0	1	39	0	0	0	P	1 500	0	294	11	12,13	
Salón del Vehículo de Competición de Asturias	1	4/2	5/2	2 021	1 692	0	0	0	1	42	0	0	0	P	6 000	0	628		16	
Gonzaga - MN (I)																				
CARPITAL Y FIERA INTERNAZIONALE DEL CARPFISHING E DELLA PESCA AL SILURO	1	18/2	19/2	2 977	2 977	802	0	0	3	49	5	15	12	P	7 024	266	305	5	3	
Gorinchem (NL)																				
Afbouw Vakdagen	2	8/11	9/11							31				T	3 123		202		5	
Aqua Nederland	1	21/3	23/3	3 808	3 808					280				T	6 211		202		4	
Auto Prof Vakbeurs	1	31/1	2/2	5 882	5 882					75				T	6 660		202		16	





(*) Please refer to each national definition given at the beginning of the report

2023 PHYSICAL EVENTS BY CITY

	Interval Year	Opening date	Closing date	Space					Exhibitors					Visitors/Visits (*)		Organiser	Auditor	Sector		
				Rented Space (sq.m)					With their own stands			Represented firms		Admission for Trade/Public	Total					Foreign/ International (*)
				Total	Halls		Open air		from ... countries	Total	Foreign/ International (*)	Total	Foreign/ International (*)							
	Total	Foreign/ International (*)	Total	Foreign/ International (*)		Total	Foreign/ International (*)	Total		Foreign/ International (*)		Total	Foreign/ International (*)							
Gorinchem (NL)																				
Bakkersvak	2	5/3	7/3	5 255	5 255					185				T	8 852		202		4	
DrankenbeurZ	1	17/9	18/9	1 672	1 672					76				T	2 000		191		2	
Familiedagen Gorinchem	1	17/10	19/10	6 747	6 747					195				P	15 000		202		13	
Future Lighting	1	22/11	23/11	1 000	1 000					34				T	2 000		202		18	
HortiContact	1	14/2	16/2	5 328	5 328					296				T	6 512		202		1	
Interieur Collectie Dagen	1	24/9	26/9	5 985	5 985					101				T	6 400		202		12	
Internationale Honden Pinkstertentoonstelling	1	28/5	29/5	2 000	2 000					50				P	2 000		676		3	
Maritime Industry	1	23/5	25/5	7 482	7 482					320				T	7 718		202		16	
Massage-Complementair Vakbeurs	1	3/3	4/3	2 919	2 919					110				T	3 000		704		22	
Mega Snuffelmarkt	2x1	5/2	5/2	10 000	10 000					500				P	2 000		578		13	
Mega Snuffelmarkt	2x1	10/4	10/4	10 000	10 000					500				P	2 000		578		13	
METAVAK	1	10/10	12/10	3 689	3 689					130				T	5 650		202		19	
Nationale Sport Vakbeurs	1	15/11	15/11	9 000	9 000					266				T	5 615		810		3	
Recycling	1	21/11	23/11	4 485	4 485					131				T	4 000		202		10	
Schilders Vakdagen	1	7/11	9/11	5 521	5 521					120				T	6 800		202		5	
Sign & Print Expo	2	14/3	16/3	3 180	3 180					100				T	6 257		202		11	
The Hair X-perience	1	11/6	12/6	6 857	6 857					90				T	2 257		202		14	
TrendZ	2x1	8/1	10/1	6 503	6 503					152				T	6 362		202		12	
TrendZ	2x1	27/8	29/8	4 193	4 193					98				T	6 362		202		12	
Vakbeurs Gezond en Vitaal	1	15/11	15/11							70				T	2 000		810		22	
VeineDAGEN	1	6/10	7/10	1 150	1 150					105				T	1 500		780		22	
Velovak	1	16/9	17/9	3 000	3 000					100				T	2 200		202		16	
GRENOBLE (F)																				
ESCALADE	1	29/9	30/9	1 340	1 340	441	0	0	21	233	77	0	0	T/P	2 650	0	252	7	3	
SOLUTIONS CSE - GRENOBLE	2x1	4/5	4/5	253	253	6	0	0		60	1			T/P	366		144	7	3	
Hamburg (D)																				
INTERNORGA	1	10/3	14/3	41 914	41 625	7 031	289		29	1 072	248			T	75 890	4 474	367	8	2	
Nordstil - Summer Edition	1	22/7	24/7	21 798	21 798	5 374			21	591	139			T	9 088	343	526	8	13	
Nordstil - Winter Edition	1	14/1	16/1	26 029	26 029	5 590			20	730	144			T	14 726	407	526	8	13	
Hannover (D)																				
abf mit B.I.G.	1	1/2	5/2	31 773	30 253	1 584	1 520		16	421	49			T/P	90 285	537	174	8	3,6,16	
AGRITECHNICA	2	12/11	18/11	232 308	232 242	128 051	66	66	53	2 776	1 817			T/P	473 687	146 429	188	8	1	
DOMOTEX	1	12/1	15/1	38 155	38 155	36 171			48	719	676			T	18 162	14 211	174	8	12	
EMO	2	18/9	23/9	138 892	138 892	89 343			46	1 838	1 276			T/P	92 159	47 922	777	8	19	
infa	1	14/10	22/10	19 413	18 999	2 113	414		26	725	99			P	110 221	83	174	8	27	

(*) Please refer to each national definition given at the beginning of the report

2023 PHYSICAL EVENTS BY CITY

	Interval Year	Opening date	Closing date	Space						Exhibitors				Visitors/Visits (*)		Organiser	Auditor	Sector		
				Rented Space (sq.m)						With their own stands		Represented firms		Admission for Trade/Public	Total					Foreign/ International (*)
				Total	Halls		Open air		from ... countries	Total	Foreign/ International (*)	Total	Foreign/ International (*)							
	Total	Foreign/ International (*)	Total	Foreign/ International (*)																
Hannover (D)																				
 LABVOLUTION	2	9/5	11/5	2 846	2 846	854			17	175	67			T	3 119	405	174	8	22	
 LIGNA	2	15/5	19/5	113 201	104 808	61 186	8 393	3 079	50	1 288	844			T	77 351	43 988	174	8	1	
Pferd & Jagd	1	7/12	10/12	20 237	18 437	2 860	1 800		20	619	87			P	64 391	515	174	8	3, 19	
Hardenberg (NL)																				
Camperbeurs Hardenberg	1	22/9	24/9	20 400	20 400					120				P	13 634		202		6	
Crea Weekend Hardenberg	2x1	10/3	12/3	4 617	4 617					74				P	9 100		595		3	
Crea Weekend Hardenberg	2x1	6/10	8/10	10 607	10 607					170				P	12 000		595		3	
De Groene Sector Vakbeurs	1	10/1	12/1	8 733	8 733					300				T	16 042		202		1	
Huis & Woon Beurs	1	13/10	15/10	4 400	4 400					110				P	6 300		202		12	
Infra Relatiedagen	1	7/2	9/2	8 396	8 396					316				T	15 800		202		5	
Innofuture Hardenberg	1	1/4	1/4	500	500					40				P	1 500		720		18	
Installatie Vakdagen	1	12/9	14/9	3 281	3 281					176				T	6 603		202		18	
Klassieker & Oldtimermarkt Hardenberg	1	7/10	7/10							39				P	10 000		779		16	
Maakindustrie Expo	1	10/5	11/5	6 969	6 969					115				T	2 117		202		19	
Noordshow	1	19/1	21/1	1 700	1 700					17				P	10 000		782		3	
Recreatie Vakbeurs	1	14/11	16/11	7 041	7 041					337				T	8 472		202		6	
Rundvee & Mechanisatie Vakdagen	2x1	24/10	26/10	11 813	11 813					253				T	24 281		202		1	
Rundvee & Mechanisatie Vakdagen	2x1	28/11	30/11	11 439	11 439					245				T	17 729		202		1	
VeineDAGEN	1	29/9	30/9	1 150	1 150					105				T	1 500		780		22	
Winter Fair Hardenberg	1	3/11	5/11	4 690	4 690					172				P	20 611		202		12	
Helsinki (SF)																				
ATERIA 2023	1	28/11	28/11	306	306			0	1	44		0		T	617		745	12	2	
Caravan 2023	1	20/1	22/1	6 899	6 899			0	4	42		0		P	44 974		745	12	3	
Child Fair 2023 ja Pet Friends 2023	1	14/4	16/4	5 766	5 766			0	9	268		0		P	36 947		745	12	3	
Cyber Security Nordic 2023	1	7/11	8/11	342	342			0	8	39		7		T	1 526		745	12	21	
Finnish Nursing Exhibition 2023	1	21/9	22/9	1 375	1 375			0	2	130		0		T	3 900		745	12	22	
 Habitare	1	13/9	17/9	9 382	9 209		173		11	377		0		T/P	41 993		745	12	12	
Helsinki Boat-Afloat Show	1	17/8	20/8	2 157	788		1 369		4	133		10		T/P	8 839		310	12	26	
I love me	1	20/10	22/10	7 800	7 711		89		15	358		0		T/P	56 211		745	12	3	
Matka Travel Fair 2023	1	18/1	22/1	7 576	7 576		0		65	882		0		T/P	50 227		745	12	6	
Maxpo 23	2	31/8	2/9	40 836	0		40 836		7	237		0		T/P	12 769		745	12	19	
MP 23 Motorcycle Exhibition	1	3/2	5/2	11 078	11 060		18		5	123		0		P	56 404		745	12	16	
 Real Estate, FinnSec, Turvallisuus Expo, AudioVisual Expo 2023	2	11/10	12/10	6 379	6 379		0		11	302		0		T	9 474		745	12	15	

(*) Please refer to each national definition given at the beginning of the report

2023 PHYSICAL EVENTS BY CITY

	Interval Year	Opening date	Closing date	Space					Exhibitors					Visitors/Visits (*)		Organiser	Auditor	Sector		
				Rented Space (sq.m)					With their own stands			Represented firms		Admission for Trade/Public	Total					Foreign/ International (*)
				Total	Halls		Open air		from ... countries	Total	Foreign/ International (*)	Total	Foreign/ International (*)							
	Total	Foreign/ International (*)	Total	Foreign/ International (*)																
Helsinki (SF)																				
	1	30/3	2/4	13 325	13 240		85		15	523		0		P	62 591		745	12	2, 3	
	1	28/11	29/11	1 999	1 999		0		10	123		0		T/P	13 368		745	12	8	
UFI	2	7/11	9/11	9 770	9 770		0		17	390		1		T	12 220		745	12	21	
	1	9/11	11/11	2 056	2 056		0		8	101		0		T	6 869		745	12	22	
UFI	1	10/2	19/2	19 307	19 299		8		6	265		0		P	63 781		745	12	26	
Husum (D)																				
	2	12/9	15/9	13 953	13 515	2 035	438	85	24	566	100			T	9 110	1 683	530	8	9	
	1	13/2	14/2	5 255	5 255	129			5	272	12			T	4 640		530	8	2	
IRUN (E)																				
	2	24/3	26/3	1 725	1 725		0	0	2	40	8	0	0	P	4 073	652	302	11	3	
	2	30/1	31/1	1 020	1 020	0	0	0	1	72	0	0	0	T	927	0	302, 222	11	2	
	1	8/12	10/12	491	491		0	0	2	69	3	0	0	P	6 960	543	302	11	2	
	1	2/6	4/6	1 373	1 373	0	0	0	1	121	0	0	0	T/P	10 021	681	302	11	10	
	2	8/3	9/3	3 690	3 690		0	0	2	68	2	0	0	T	1 893	39	302	11	19	
Isola Della Scala - VE (I)																				
	1	28/9	8/10	2 500	2 000	2 000	500	500	20	20	20	0	0	P	50 000	4 000	231	5	1, 2, 4, 12, 13, 14, 24, 25, 27	
Isparta (TR)																				
	1	23/11	26/11	2 500	2 500					80				T/P	80 000		87	14	6, 3	
	1	9/11	12/11	9 350	9 350	1 200				85		10	10	T/P	55 000	350	173, 55	14	1	
	1	7/6	11/6	6 215	6 215					61				T/P	30 800		173, 55	14	12	
	1	20/10	29/10	2 000	2 000					70				T/P	60 000		87	14	8	
	1	5/1	8/1	2 500	2 500					25				T/P	10 000		463	14	16	
	1	26/4	30/4	3 500	3 500					42				T/P	38 500	1 925	463	14	3	
Istanbul (TR)																				
	1	23/11	26/11	14 772	14 772	11 393			45	314	220			T/P	23 351	7 375	52	14	2, 14	
	1	30/8	2/9	11 350	11 350	3 142			7	102	35	9	9	T/P	140 268	2 653	645	14	5	
	1	4/5	5/5	1 003	1 003					40	0			T/P	776		425	14	26	
	1	20/12	23/12	705	705	12			1	28	1			T/P	16 930	119	714	14	27	
UFI	1	16/8	17/8	500	500				33	37	6			T/P	1 200	941	755	14	22	
UFI	1	16/8	17/8	2 000	2 000				33	100	0			T/P	1 200	941	755	14	22	
	1	20/9	24/9	39 750	39 750	299			5	359	20	15	15	T/P	21 428	5 194	762	14	3	

(*) Please refer to each national definition given at the beginning of the report

2023 PHYSICAL EVENTS BY CITY

Event Name	Interval Year	Opening date	Closing date	Space						Exhibitors					Visitors/Visits (*)			Organiser	Auditor	Sector
				Rented Space (sq.m)						With their own stands			Represented firms		Admission for Trade/Public	Total				
				Total	Halls		Open air		from ... countries	Total	Foreign/ International (*)	Total	Foreign/ International (*)	Total		Foreign/ International (*)				
Istanbul (TR)																				
10th Istanbul Hunting, Arms And Outdoor Sports Fair	1	25/5	28/5	6 200	6 200	317			27	128	43	27	27	T/P	6 105	916	210,643	14	3	
11th Istanbul University Preference Exhibition	1	21/7	23/7	3 740	3 740					87	0			T/P	43 964		218	14	8	
14. International Specialized Mosque Construction Equipment Fair	1	4/5	7/5	8 975	8 975	314			5	125	17	10	10	T/P	6 320	1 060	608	14	5	
14. Local Chain Stores Meeting 2023 Conference and Exhibition	1	13/9	14/9	2 196	2 196					104	0			T/P	7 558		320	14	2	
15th Hajj Umrah Tours Service Fair 2023	1	19/7	20/7	1 000	1 000	300			10	26	25	15	15	T/P	2 500	250	359	14	3	
15th International Solarex Istanbul Solar Energy and Technologies Exhibition	1	6/4	8/4	19 004	19 004	411			6	295	74	56	56	T/P	41 425	5 975	799	14	9	
19th International Istanbul Yarn Fair 2023	1	1/6	3/6	18 212	18 212	3 429			21	584	333	40	40	T/P	12 677	2 563	762	14	25	
2.Landscape Istanbul Fair 2023	1	16/11	18/11	6 810	6 810	60			12	110	19	16	16	T/P	3 681	156	72	14	3, 19	
2023 IEEE Pes Generation, Transmission and Distribution Conference and Exposition, Istanbul	1	23/5	25/5	1 566	1 566	351			5	53	25			T/P	1 647	535	677	14	9	
21. International Istanbul Retail Fair	1	31/5	1/6	2 484	2 484	100			17	131	39	22	22	T/P	3 895	130	706	14	27	
4. IAAF Istanbul Art and Antique Fair	1	15/11	19/11	3 500	3 500	532			5	81	25	15	15	T/P	12 100	300	170	14	3	
4. Summit and Exhibition of Factories Generating Their Own Energy	1	20/12	23/12	4 323	4 323	68			3	102	14	11	11	T/P	16 930	113	714	14	5	
4.Beauty İstanbul International Exhibition for Cosmetics, Beauty, Hair, Home Care, Private Label, Packaging, Ingredients	1	27/9	1/10	3 960	3 960					27	0			T/P	13 783	2 091	101	14	14	
40th Book And Culture Fair	1	31/3	17/4	2 100	2 100					36	0			T/P	70 000		774	14	8	
40th Book And Culture Fair	1	31/3	17/4	360	360					14	0			T/P	55 000	5 500	774	14	8	
40th İstanbul Book Fair	1	28/10	5/11	13 174	13 174	165			16	440	73	67	67	T/P	408 652	287	762	14	8	
41.International İstanbul Children Baby Maternity Industry Expo-CBME Turkey	1	13/12	16/12	23 147	23 147	788			9	413	64	23	23	T/P	15 382	5 976	763	14	27	
45. Building Exhibition-Turkeybuild İstanbul 2023	1	26/4	30/4	3 917	3 917					67	0			T/P	54 817	1 712	604	14	18,5	
46. International Gamex/Compex Digital Games Computer and Robot Technologies Fair	1	30/8	3/9	1 812	1 812	62			2	93	54	53	53	T/P	3 796	48	435	14	21	
5. Industry 4.0 Applications Summit and Exhibition	1	20/12	23/12	602	602					22	0			T/P	16 930	113	714	14	27	
5. Istanbul Education and Career Exhibition	1	22/3	23/3	1 309	1 309					50	0			T/P	8 752		218	14	8	
6. Cleanroom International Cleanroom Technology, Maintenance and Equipment Exhibition	1	25/10	27/10	983	983	24			4	23	14	11	11	T/P	3 543	401	29	14	18	
6. Turkish-Arab Real Estate, Project, Investment, Investment Fund Fair Business Organisation	1	20/12	23/12	4 396	4 396				3	96	4	4	4	T/P	16 930	113	714	14	4,5	

(*) Please refer to each national definition given at the beginning of the report

2023 PHYSICAL EVENTS BY CITY

	Internal Year	Opening date	Closing date	Space						Exhibitors					Visitors/Visits (*)			Organiser	Auditor	Sector	
				Rented Space (sq.m)						With their own stands			Represented firms		Admission for Trade/Public	Total					
				Total	Halls		Open air		from ... countries	Total	Foreign/ International (*)	Total	Foreign/ International (*)	Total		Foreign/ International (*)	Total				Foreign/ International (*)
					Total	Foreign/ International (*)	Total	Foreign/ International (*)													
Istanbul (TR)																					
	1	25/10	27/10	1 354	1 354	30			8	47	24	21	21	T/P	3 543	401	29	14	17		
	1	25/10	27/10	1 213	1 213	48			5	34	20	15	15	T/P	3 543	401	29	14	17		
	1	20/12	21/12	2 000	2 000				29	107	2			T/P	1 200	941	755	14	27		
	1	7/9	9/9	2 988	2 988	2 988			1	241	226			T/P	13 861	1 501	690	14	27		
	1	14/6	15/6	500	500				31	34	1			T/P	1 817	1 352	755	14	5		
	1	24/8	27/8	16 232	16 232	142			5	403	131	126	126	T/P	25 256	2 636	799	14	21		
	1	20/12	21/12	400	400				29	21	3			T/P	1 200	941	755	14	27		
	1	20/12	23/12	657	657				1	22	1	1	1	T/P	16 930	113	714	14	5		
	1	14/6	15/6	3 000	3 000				31	122	6			T/P	1 817	1 352	755	14	5		
	1	30/11	3/12	6 318	6 318	340			25	169	42	27	27	T/P	18 245	1 671	747	14	22		
	1	4/10	6/10	2 254	2 254	666			18	93	52			T/P	4 283	817	48	14	17		
	1	31/3	31/3	1 235	1 235	955			16	53	41			T/P	726	27	28	14	8		
	1	1/4	2/4	1 235	1 235	1 049			20	80	68			T/P	2 317	127	28	14	8		
	1	7/10	7/10	1 049	1 049	967				39	36			T/P	1 522		725	14	8		
	1	9/10	9/10	1 385	1 385	1 183			15	48	41			T/P	1 156	51	28	14	8		
	1	12/10	14/10	15 191	15 191	1 691			33	403	181	108	108	T/P	13 992	2 477	371	14	19		
	1	2/3	5/3	17 706	17 706	72			4	144	4			T/P	9 160	1 114	33	14	13		
	1	31/8	3/9	16 500	16 500					139	0			T/P	6 895	561	33	14	12		
	1	31/5	4/6	6 020	6 020	1 319			25	92	57	31	31	T/P	22 000	2 500	73	14	3		
	1	9/3	12/3	24 183	24 183	693			22	362	117	82	82	T/P	24 314	6 906	733	14	18		
	1	12/1	14/1	7 400	7 400	710			12	150	49	30	30	T/P	16 340	3 663	756	14	3		
	1	8/6	11/6	42 982	42 982	10 588				779	0			T/P	58 024	17 987	370,528	14	3,26		
	1	1/2	4/2	31 990	31 990	987			12	474	54			T/P	11 448	2 159	734	14	25		
	1	6/9	9/9	32 059	32 059	984			14	483	53			T/P	8 920	1 874	734	14	25		
	1	3/5	6/5	22 082	22 082	457			7	332	34			T/P	12 736	2 123	734,48	14	25		
	1	15/11	18/11	22 598	22 598	647			7	369	52			T/P	15 316	3 877	48	14	25		

(*) Please refer to each national definition given at the beginning of the report

2023 PHYSICAL EVENTS BY CITY

	Interval Year	Opening date	Closing date	Space				Exhibitors						Visitors/Visits (*)				Organiser	Auditor	Sector
				Rented Space (sq.m)				With their own stands			Represented firms			Admission for Trade/Public		Foreign/International (*)				
				Total	Halls		Open air		from ... countries	Total	Foreign/International (*)	Total	Foreign/International (*)	Admission for Trade/Public	Total	Foreign/International (*)				
					Total	Foreign/International (*)	Total	Foreign/International (*)												
Istanbul (TR)																				
	1	26/10	29/10	4 825	4 825	300			10	200	27	9	9	T/P	28 346	4 713	512	14	17	
Beauty Eurasia 2023	1	15/6	17/6	10 268	10 268	2 665			26	459	204			T/P	13 176	3 585	394, 395	14	14	
Beton 2023 - Ready Mixed Concrete, Cement, Aggregate, Construction Technologies and Exhibition	1	8/11	10/11	3 100	3 100	240			5	65	9	4	4	T/P	3 612	840	580	14	19	
Beauty&Care 2023	1	27/4	29/4	10 041	10 041	884			9	203	56			T/P	8 764	803	219	14	14	
35th Beauty&Care, Professional Cosmetics and Hair, Spa&Wellness Products and Equipment Fair	1	27/4	29/4	10 041	10 041	884			9	203	56			T/P	8 764	803	219	14	14	
Bosphorus Boat Show	1	21/10	29/10	17 300	17 300	25			23	123	49	48	48	T/P	21 666	870	205	14	26	
Cafe&Bar fair	1	7/9	10/9	1 995	1 995	231				82	11			T/P	5 641	1 974	437	14	2	
Camp & Caravan Istanbul 2023	1	26/4	29/4	17 493	17 493	1 207			16	491	101			T/P	52 111	7 400	387	14	3	
Camp & Caravan Istanbul 2023 2	1	29/11	3/12	3 632	3 632					75	0			T/P	64 287	1 764	604	14	3	
CFE 2023	1	5/12	8/12	43 376	43 376	5 536			12	331	52			T/P	21 284	6 098	762	14	3	
Carpet, Flooring Expo	1	5/12	8/12	43 376	43 376	5 536			12	331	52			T/P	21 284	6 098	762	14	3	
Carpet, Rug, Floor Coverings and Technologies Fair	1	5/12	8/12	43 376	43 376	5 536			12	331	52			T/P	21 284	6 098	762	14	3	
Ci Bloom Art Fair	1	8/5	14/5	1 587	1 587				2	25	3	3	3	T/P	24 480	2 530	411	14	12, 13	
Coffex Istanbul	1	4/5	7/5	2 000	2 000	48			2	60	13	10	10	T/P	17 800	587	226	14	2	
Contemporary Istanbul Art Service Fair	1	26/9	1/10	4 741	4 741	1 272			22	102	48	14	14	T/P	54 500	8 534	411	14	3	
Cosmetics Home Care Ingredients 2023	1	31/5	2/6	3 789	3 789	885			19	55	7			T/P	5 811	977	48	14	14	
CRAFTİSTANBUL Regional and Traditional Handicraft Fair	1	4/10	6/10	3 984	3 984	575			13	93	46			T/P	6 013	1 209	48	14	3	
E-Commerce and E-Export Fair	1	7/6	10/6	4 088	4 088	297			36	185	21			T/P	16 741	2 243	805	14	4	
EMITT 2023 26. East Mediterranean International Travel And Tourism Exhibition	1	12/4	15/4	14 570	14 570	1 276			30	586	127			T/P	21 529	1 326	395	14	6,3	
Energy Efficiency Congress and Fair	1	15/11	17/11	13 570	13 570	1 273			11	218	68	25	25	T/P	27 483	4 672	190	14	9	
Ethexpo Eurasia Tourism&Health Expo	1	23/11	26/11	7 573	7 573	1 244			6	199	124	9	9	T/P	8 769	291	45	14	18	
Eurasia Packaging 2023 İstanbul 28th International Packaging Industry Fair	1	11/10	14/10	45 941	45 941	2 071			33	1 016	318	185	185	T/P	75 056	13 391	633	14	11	
(Printpack&Converting-Packaging Printing Technologies, Corrugated-Paper-Carton Packaging Production Technologies Special Section)	1	11/10	14/10	45 941	45 941	2 071			33	1 016	318	185	185	T/P	75 056	13 391	633	14	11	
Eurasia Boat Show 2023	1	14/6	18/6	21 173	21 173	12				52	1			T/P	32 427	875	604	14	3	
Sea Vehicles, Equipments and Accessories Exhibition	1	14/6	18/6	21 173	21 173	12				52	1			T/P	32 427	875	604	14	3	
Eurasia Clean and Care Expo	1	8/11	11/11	7 407	7 407	294			8	103	15	9	9	T/P	8 891	855	742	14	19	

(*) Please refer to each national definition given at the beginning of the report

2023 PHYSICAL EVENTS BY CITY

	Interval Year	Opening date	Closing date	Space					Exhibitors					Visitors/Visits (*)		Organiser	Auditor	Sector	
				Rented Space (sq.m)					With their own stands			Represented firms		Admission for Trade/Public	Total				
				Total	Halls		Open air		from ... countries	Total	Foreign/ International (*)	Total	Foreign/ International (*)		Total				Foreign/ International (*)
					Total	Foreign/ International (*)	Total	Foreign/ International (*)						Total					
Istanbul (TR)																			
Eurasia Door 2023 15th International Door, Shutter, Panel, Board, Partition Systems and Accessories Fair	1	11/11	14/11	4 875	4 875	277			7	92	24	4	4	T/P	56 398	12 988	633	14	13
Eurasia Glass 2023 13th International Glass Products, Applications, Production, Processing Technologies and Machineries Auxiliary Products and Chemicals Fair	1	11/11	14/11	12 915	12 915	1 552			13	210	117	34	34	T/P	56 398	12 988	633	14	13
Eurasia Rail 2023 - 10. International Eurasia Rail Rolling Stock Infrastructure and Logistics Exhibition	1	21/6	22/6	1 200	1 200	450			14	80	50	30	30	T/P	1 300	1 282	425	14	26
Eurasia Window 2023 24th International Window and Window Shade, Facade, Profile, Production Technologies and Machinery, Insulation Materials, Accessories, Raw Materials and Auxillary Products Fair (Aluminium Profile, Facade Systems and Accessories&Shading Production and Closure Systems Special Section)	1	11/11	14/11	30 896	30 896	705			13	318	36	10	10	T/P	56 398	12 988	633	14	13
Eurasian Composites Show 2023	1	4/10	6/10	2 787	2 787	466			8	75	42			T/P	6 013	1 209	48	14	17
Eurie Eurasia Higher Education Summit and Fair	1	1/3	3/3	1 178	1 178	432			25	118	62			T/P	2 534	1 100	111	14	8
Ev Charge Show - Electric Vehicle Charging Technology and Equipment Show	1	2/11	4/11	5 446	5 446	441			5	124	48	24	24	T/P	11 588	1 997	799	14	19
EXPOMED EURASIA 30th International Istanbul Medical Analysis, Diagnosis, Treatment, Rehabilitation Product, Device, Technology, Equipment and Hospitals - OTC Over The Counter Special Section	1	16/3	17/3	2 200	2 200	1 240			16	40	35	10	10	T/P	8 199	4 001	633	14	22
Exposhipping Expomaritt Istanbul 17th International Maritime Exhibition	1	11/10	14/10	6 067	6 067	197			9	143	403	394	394	T/P	5 522	687	763	14	26
F ISTANBUL Food and Beverage Exhibition	1	12/7	14/7	12 460	12 460	2 199			19	412	134			T/P	7 394	2 670	283	14	2
F ISTANBUL Food Pcakaging, Ingredients and Technologies Exhibition	1	12/7	14/7	377	377	9			1	20	1			T/P	7 394	2 670	283	14	2
F ISTANBUL Nuts&Dried Fruit and Snacks Exhibition	1	12/7	14/7	242	242					20	0			T/P	7 394	2 670	283	14	2
F ISTANBUL Shop Fitting and Store Design Exhibition	1	12/7	14/7	841	841	9			1	20	1			T/P	7 394	2 670	283	14	2
Fastener Expo Eurasia Eurasia Industrial Fastener and Fixing Elements Fair	1	24/5	27/5	2 607	2 607				5	49	8	8	8	T/P	9 109	1 791	633	14	5
Fespa Eurasia	1	23/11	26/11	8 507	8 507	141			13	90	40	27	27	T/P	11 226	1 988	296	14	11

(*) Please refer to each national definition given at the beginning of the report

2023 PHYSICAL EVENTS BY CITY

Event Name	Interval Year	Opening date	Closing date	Space						Exhibitors					Visitors/Visits (*)		Organiser	Auditor	Sector	
				Rented Space (sq.m)						With their own stands			Represented firms		Admission for Trade/Public	Total				Foreign/ International (*)
				Total	Halls		Open air		from ... countries	Total	Foreign/ International (*)	Total	Foreign/ International (*)							
					Total	Foreign/ International (*)	Total	Foreign/ International (*)												
Istanbul (TR)																				
Foam Eurasia 2023	1	4/10	6/10	3 466	3 466	514			11	73	35			T/P	6 013	1 209	48	14	17	
Food - Tech Eurasia 2023																				
17th International Food and Beverage Technologies Fair (Sweettech&Dairytech&Cold Chain&Food Safety&Meat Pro Tech Special Section)	1	11/10	14/10	5 183	5 183				12	117	35	35	35	T/P	75 056	13 391	633	14	2	
Food & Nutritional Ingredients 2023	1	31/5	2/6	2 828	2 828	959			26	66	27			T/P	4 951	876	48	14	2	
Foteg Istanbul 2023 International Trade Fair For Food Processing Technologies	1	6/7	8/7	6 391	6 391	47			24	218	107	105	105	T/P	9 012	2 778	385	14	2	
GAS&POWER Network, 5th Electricity, natural gas, energy storage, alternative energy equipments and technologies Exhibiton	1	16/3	18/3	9 507	9 507	724			5	27	19	12	12	T/P	32 684	4 411	230	14	9	
GAS&POWER Network, 5th Electricity, natural gas, energy storage, alternative energy equipments and technologies Exhibiton	1	16/3	16/3	480	480	480			17	71	61			T/P	2 000		436	14	9	
GESS Turkey Educational Supplies and Solutions Fair	1	24/5	26/5	1 019	1 019	79			10	62	12	5	5	T/P	2 357	266	733	14	8	
Hardware Eurasia-Eurasia 2nd Hardware Fair	1	24/5	27/5	6 505	6 505	309			10	145	44	18	18	T/P	9 109	1 791	633	14	21	
Heritage Istanbul 2023 7th Restoration, Archeology, Museology and Librarianship Technologies Fair & Conference	1	3/5	5/5	1 780	1 780	228			15	123	52	27	27	T/P	7 030	315	742	14	3	
HIMMS Euraia Health Informatics and Technologies Conference and Exhibition	1	22/11	24/11	2 100	2 100	310			13	59	17	8	8	T/P	2 892	378	221	14	22,21	
HOMETEX 2023 Home Textile Fair	1	16/5	20/5	56 590	56 590	2 765			16	819	181			T/P		5 792	462	14	25	
Host Istanbul 16th International Houseware Sourcing Turkey Fair	1	9/3	12/3	17 336	17 336	70			1	286	1			T/P	11 900	3 048	733	14	18	
HOSTECH BY TUSID																				
Istanbul Hotel, Restaurant, Gastronomy Equipment and Technologies Fair	1	20/9	22/9	1 515	1 515	132			5	101	14	8	8	T/P	1 020	65	759	14	3	
IBIA EXPO	1	28/9	1/10	13 947	13 947	618			9	126	67	52	52	T/P	18 640	4 920	101	14	12	
IBS Mother Baby Child Fair	1	8/12	9/12	2 716	2 716					171	0			T/P	2 433		4	14	3,8	
ICCI International Energy And Environment Fair And Conference	1	24/5	26/5	5 120	5 120	1 320			18	168	65	15	15	T/P	8 233	935	679	14	9	
IDEF - 2023 16th International Defence Industry Fair	1	25/7	28/7	46 464	46 464	4 710			54	1 443	761	538	538	T/P	94 198	19 129	762	14	7	
IDEX Istanbul Dental Equipment and Materials Exhibition	1	25/5	28/5	20 083	20 083	1 652			20	471	121			T/P	87 570	28 460	182	14	22	
IEFT International Education Fairs Of Turkey	1	16/3	18/3	21 069	21 069	2 706			30	785	317	82	82	T/P	23 360	4 718	436	14	8	
IEFT International Education Fairs Of Turkey	1	18/3	19/3	21 069	21 069	2 706			30	785	317	82	82	T/P	23 360	4 718	436	14	8	

(*) Please refer to each national definition given at the beginning of the report

2023 PHYSICAL EVENTS BY CITY

	Interval Year	Opening date	Closing date	Space					Exhibitors					Visitors/Visits (*)		Organiser	Auditor	Sector	
				Rented Space (sq.m)					With their own stands			Represented firms		Admission for Trade/Public	Total				Foreign/ International (*)
				Total	Halls		Open air		from ... countries	Total	Foreign/ International (*)	Total	Foreign/ International (*)						
	Total	Foreign/ International (*)	Total	Foreign/ International (*)		Total	Foreign/ International (*)							Total	Foreign/ International (*)				
Istanbul (TR)																			
IEFT International Education Fairs Of Turkey	1	10/11	10/11	1 100	1 100	1 100			20	81	71			T/P	2 000		436	14	8
IEFT International Education Fairs Of Turkey	1	11/11	12/11	1 400	1 400	1 400			25	144	134			T/P	8 200		436	14	8
IFAT Eurasia International Environmental Technologies Fair	1	27/4	30/4	4 650	4 650	210			5	216	199	190	190	T/P	25 200	1 512	742	14	9
IFCO İstanbul Fashion Connection Apparel&Fashion Exhibition	1	9/8	11/8	20 479	20 479	544			10	389	15			T/P	20 068	5 493	441	14	25
Ifco Istanbul Fashion Connection Fair	1	8/2	11/2	35 542	35 542	414			9	588	15			T/P	22 543	10 028	441	14	25
INTERMOB 2023 25th International Furniture Side Industry, Accessories, Forestry Products And Wood Technology Fair	1	30/9	3/10	40 145	40 145	1 461			26	462	173	102	102	T/P	37 610	7 697	633	14	12
International Logitrans Transport Logistics Exhibition	1	15/11	17/11	7 342	7 342	1 202			22	201	98			T/P	15 101	892	219	14	26
International Silmo Istanbul Optical Fair	1	23/11	26/11	13 520	13 520	405			7	174	79	57	57	T/P	13 385	2 417	2	14	22
International Smart Building Technologies Electrical Systems Fair	1	23/11	26/11	2 080	2 080	410			16	69	15			T/P	23 351	7 375	52	14	23
ISAF Cyber Security Exhibition 12th International Cyber Security, Information and Network Security Exhibition	1	14/9	17/9	466	466	12			14	36	13	11	11	T/P	17 467	2 131	504	14	7
Isaf Fire & Rescue Exhibition 27. International Fire Emergency, Search and Rescue Exhibition	1	14/9	17/9	1 177	1 177	148			14	56	20	6	6	T/P	17 466	2 132	504	14	7
ISAF Safety & Health Exhibition 12th Occupational Safety and Health Exhibition	1	14/9	17/9	431	431	15			5	26	4	2	2	T/P	17 467	2 134	504	14	7
Isaf Security Exhibition 27th Security and Homelend Security Systems, Equipment and Services Exhibition	1	14/9	17/9	7 762	7 762	444			27	132	62	35	35	T/P	17 467	2 134	504	14	7
Isaf Smart Life Exhibition 12th International Smart Life and Smart Buildings Exhibition	1	14/9	17/9	1 277	1 277	75			17	70	30	22	22	T/P	17 467	2 132	504	14	7
ISK- SODEX 2023 International Heating, Refrigeration, Air Conditioning, Ventilation, Insulation, Pump, Valve, Fitting, Water Treatment, Fire Prevention, Pool and Solar Energy Systems Exhibition	1	25/10	28/10	47 052	47 052	2 593			19	749	343	153	153	T/P	89 687	13 467	369	14	18
Istanbul Jewelry Show March 2023 53rd İstanbul International Jewelry, Watch & Equipment Fair	1	16/3	19/3	29 667	29 667	1 489			11	626	194	91	91	T/P	31 711	9 226	763	14	24
Istanbul Jewelry Show October 2023 54th İstanbul International Jewelry, Watch & Equipment Fair	1	5/10	8/10	22 088	22 088	855			11	443	162	104	104	T/P	26 394	12 533	763	14	24
Istanbul Cheese and Olive Fair	1	18/5	21/5	1 560	1 560					30	0			T/P	9 522	150	629	14	2
Istanbul Furniture Fair	1	24/1	29/1	132 446	132 446	737			16	907	42	36	36	T/P	167 500	25 764	762,551	14	12
Istanbul Inventions Fair	1	27/4	1/5	425	425	85			22	66	22	2	2	T/P	14 750	425	20	14	3

(*) Please refer to each national definition given at the beginning of the report

2023 PHYSICAL EVENTS BY CITY

	Internal Year	Opening date	Closing date	Space						Exhibitors					Visitors/Visits (*)		Organiser	Auditor	Sector	
				Rented Space (sq.m)						With their own stands			Represented firms		Admission for Trade/Public	Total				
				Total	Halls		Open air		from ... countries	Total	Foreign/ International (*)	Total	Foreign/ International (*)	Total		Foreign/ International (*)				
Istanbul (TR)																				
Istanbul Local Markets Meeting and Fair	1	13/12	14/12	1 502	1 502					91	0			T/P	4 842		320	14	27	
Istanbul Marathon and Sport Expo	1	2/11	4/11	5 450	5 450					17	0			T/P	25 000	2 500	749	14	3	
Istanbul Metropolitan Municipality Employment Summit Fair	1	8/12	10/12	3 336	3 336					103	0			T/P	44 712		111	14	27	
Istanbul Stationery- Office - 6th International School, Stationery, Paper, Office Equipments and Toy Fair	1	22/2	26/2	15 859	15 859	238			24	225	70	52	52	T/P	6 042	944	762	14	11	
Istanbul Tourism Fair	1	4/10	5/10	3 712	3 712	413			38	96	29	19	19	T/P	13 500	1 205	192	14	3	
Istanbul Toy Fair 5th International Toy, Game and Baby Fair - Baby & Mother Products Special Section	1	28/2	3/3	9 293	9 293	281			14	146	27	16	16	T/P	3 416	632	762	14	3	
Istfa Electrical and Electronic Home Technologies Export Fair	1	2/3	5/3	2 034	2 034					26	0			T/P	1 133	112	33	14	13	
Kalite'23	1	4/10	7/10	3 473	3 473				11	50	41	41	41	T/P	3 061	30	454	14	17	
Karavan Show Eurasia	1	27/9	1/10	7 942	7 942				7	77	19	19	19	T/P	36 429	4 893	101	14	3	
KARAVANIST İstanbul Caravan, Equipment and Accessories Fair	1	7/1	15/1	12 426	12 426	14			4	96	4	3	3	T/P	59 548	519	762	14	3	
LifeStyle Türkiye - Women Fashion Exhibition	1	8/2	11/2	7 067	7 067					125	0			T/P	2 650	1 106	283	14	25	
MATEF - Manufacturing Technologies Fair	1	20/6	23/6	8 275	8 275	15			11	73	26	25	25	T/P	6 488	470	762	14	19	
MCA World Measurement Control and Automation Fair	1	3/5	6/5	2 088	2 088					42	0			T/P	3 746	226	176	14	19	
Metalexo Eurasia İstanbul Iron, Steel, Metal Products & Manufacturing Technologies	1	27/9	29/9	13 289	13 289	4 869			61	845	460			T/P	16 365	8 382	433	14	5	
Migros 100. Years Festival	1	19/10	23/10	32 920	32 920	633			21	354	133	95	95	T/P	22 381	3 881	633	14	27	
Mobidictum Conference 2023	1	5/9	6/9	470	470	270			58	63	41			T/P	1 800	379	544	14	21	
Mobilefest	1	26/1	28/1	1 721	1 721	107			6	124	24	4	4	T/P	9 564	1 056	379	14	21, 18	
MOBISAD IMEX Exhibition 3rd Mobile Communications and Information Technologies	1	14/9	17/9	2 826	2 826	443			5	97	45	14	14	T/P	17 467	2 133	504	14	21	
Motobike İstanbul	1	27/4	30/4	12 306	12 306	263			1	135	22			T/P	126 094	5 820	528	14	3	
NEXTGEN MOBILITY Electromobility, Charging Systems and Mobility Solutions Expo and Summit	1	31/8	2/9	2 728	2 728					52	0			T/P	1 153	25	701	14	19	
OUTDOORIST Outdoor Sports, Water Sports, Equipment, Camping Materials and Bicycle Fair	1	7/1	15/1	2 038	2 038				4	43	0			T/P	59 548	519	762	14	3	
PaintExpo Eurasia 2023	1	4/10	6/10	2 023	2 023	428			8	78	35			T/P	4 283	817	48	14	3	
Petroleum İstanbul 16.International Petroleum LPG, Lubricants, Equipment And Technology Fair	1	16/3	18/3	9 507	9 507	1 159			14	206	96	64	64	T/P	32 684	4 411	230	14	9	
Pet zoo Eurasia Pet Products, Materials and Accessories Fair	1	12/10	15/10	10 046	10 046	1 178			22	287	46			T/P	42 167	6 578	767	14	3	

(*) Please refer to each national definition given at the beginning of the report

2023 PHYSICAL EVENTS BY CITY

	Interval Year	Opening date	Closing date	Space						Exhibitors					Visitors/Visits (*)		Organiser	Auditor	Sector		
				Rented Space (sq.m)						With their own stands			Represented firms		Admission for Trade/Public	Total					
				Total	Halls		Open air		from ... countries	Total	Foreign/ International (*)	Total	Foreign/ International (*)	Total		Foreign/ International (*)				Total	Foreign/ International (*)
					Total	Foreign/ International (*)	Total	Foreign/ International (*)													
Istanbul (TR)																					
Pharmaist 2023	1	31/5	2/6	1 523	1 523	505			7	31	9			T/P	2 688	573	48	14	22		
Plast Eurasia İstanbul 2023 32. International İstanbul Plastics Industry Fair	1	22/11	25/11	45 468	45 468	6 448			43	1 375	876	438	438	T/P	67 249	10 738	762	14	17		
Premo'23	1	12/1	14/1	2 200	2 200	32			1	20	1			T/P	16 340	3 663	756	14	3		
Promogift İstanbul Promotional Products and Advertising Fair	1	21/9	24/9	11 576	11 576	444			17	253	111	78	78	T/P	24 612	3 976	733	14	27		
Promosyon Show İstanbul Fair	1	27/9	30/9	4 891	4 891					126	0			T/P	9 750	585	616	14	27		
Putech Eurasia 2023	1	4/10	8/10	2 524	2 524	352			7	132	36	5	5	T/P	23 000	1 500	73	14	17		
R+T Turkey International Trade Fair for Sun Shading and Automatic Door Systems	1	14/9	16/9	5 749	5 749	649			6	127	56	5	5	T/P	5 299	1 590	533	14	5		
Saudi Arabia Companies and Services Fair	1	21/7	22/7	1 892	1 892	1 892			1	32	64	32	32	T/P	2 368	1 162	70	14	3		
Sign İstanbul 24th International Advertising Industry and Dijital Printing Technologies Trade Fair	1	21/9	24/9	4 033	4 033	20			2	106	4	3	3	T/P	5 031	364	733	14	21		
Smartex Exhibition Smart Systems, Smart Cities and Smart Management Systems Exhibition	1	14/9	17/9	1 277	1 277	75			18	70	30	22	22	T/P	17 467	2 134	504	14	21		
Solar+Storage - Solar Energy, Energy Storage, E-Mobility and Digitalization Fair and Conference	1	31/8	2/9	3 801	3 801	305			8	85	8			T/P	4 440	366	701	14	9		
Souvenir Expo Türkiye Touristic Gifts and Souvenirs Exhibition	1	14/12	17/12	7 400	7 400	564			5	150	23			T/P	10 065	2 810	647	14	3		
Start Beauty İstanbul Expo İstanbul Aesthetics, Cosmetics and Beauty Expo	1	15/12	17/12	5 000	5 000					43	8			T/P	13 000	3 250	716	14	14		
Studyexpo Student Recruitment Fair	1	25/2	25/2	1 049	1 049	966			23	38	35			T/P	1 440		725	14	8		
Studyexpo Student Recruitment Fair	1	26/2	26/2	1 000	1 000	921			23	38	35			T/P	1 030		725	14	8		
Studyexpo Student Recruitment Fair	1	7/10	8/10	1 235	1 235	1 086			18	75	66			T/P	4 572	280	28	14	8		
Studyexpo Student Recruitment Fair	1	8/10	8/10	1 000	1 000	922			22	39	36			T/P	1 675		725	14	8		
Surtech Eurasia 2023	1	4/10	6/10	7 671	7 671	2 167			18	189	114			T/P	6 013	1 209	48	14	10		
Target Africa / Intercontinental Cooperation Summit	1	29/4	30/4	600	600	30			7	30	2			T/P	1 480	150	374	14	4		
Texhibition İstanbul Fabric, Textile Accesories and Yarn Exhibition	1	8/3	10/3	13 213	13 213	356			9	437	13			T/P	18 525	2 847	441	14	25		
Texhibition İstanbul Fabric, Textile Accesories and Yarn Exhibition	1	13/9	15/9	13 017	13 017	344			10	444	13			T/P	20 354	4 091	441	14	25		
The Flower and Plant Show 12th International Plants, Landscaping and Supporting Industries Trade Fair	1	12/4	15/4	4 419	4 419	69			6	63	7	4	4	T/P	5 748	249	733	14	1		
TINY HOME SHOW	1	27/9	30/9	10 556	10 556	1 073			12	203	55			T/P	14 404	1 523	692	14	3		
TUBE&STEEL İstanbul Fair	1	24/5	27/5	6 316	6 316	634			17	141	76	36	36	T/P	10 513	1 304	762	14	19		

(*) Please refer to each national definition given at the beginning of the report

2023 PHYSICAL EVENTS BY CITY

	Internal Year	Opening date	Closing date	Space				Exhibitors				Visitors/Visits (*)		Organiser	Auditor	Sector			
				Rented Space (sq.m)				With their own stands		Represented firms		Admission for Trade/Public	Total					Foreign/ International (*)	
				Total	Halls	Open air		from ... countries	Total	Foreign/ International (*)	Total								Foreign/ International (*)
	Total	Foreign/ International (*)	Total	Foreign/ International (*)		Total	Foreign/ International (*)		Total	Foreign/ International (*)									
Istanbul (TR)																			
	1	2/3	5/3	715	715	12			1	20	1			T/P	8 590	3 320	591	14	1
Ufi Agriexpo 2023	1	6/11	10/11	42 768	42 768	2 211			9	327	96	5	5	T/P	88 733	12 796	769	14	13
	1	21/6	23/6	8 352	8 352	1 080			16	212	82			T/P	6 518	1 039	395	14	9
	1	19/11	19/11	800	800	800			20	53	33			T/P	700		229	14	8
Ufi Agriexpo 2023	1	6/7	8/7	13 419	13 419	2 528			27	282	122	35	35	T/P	12 251	3 732	385	14	5
	1	31/10	1/11	1 155	1 155	168			7	38	7	3	3	T/P	1 405	197	507	14	9
	1	7/6	10/6	27 907	27 907	2 116			16	662	174	39	39	T/P	38 586	3 086	370	14	19
	1	24/5	27/5	3 303	3 303	1 626			20	125	111	18	18	T/P	10 513	1 304	762	14	19
	1	15/6	18/6	4 296	4 296					24	0			T/P	1 607	193	566	14	19
Ufi Agriexpo 2023	1	19/10	22/10	7 800	7 800					289	0			T/P	65 000		438	14	19
	1	9/3	11/3	2 834	2 834					55	0			T/P	4 330	515	684	14	3
Ufi Agriexpo 2023	1	6/9	9/9	38 148	38 148	3 454			37	1 117	230			T/P	64 146	19 540	395	14	2
	1	16/12	24/12	4 435	4 435	48			1	47	12	11	11	T/P	8 730	700	46	14	3
	1	14/9	17/9	52 933	52 933	4 697			13	914	238			T/P	33 778	7 262	733	14	3
Izmir (TR)																			
	1	1/2	5/2	32 534	32 534	934			30	449	79	170	170	T/P	105 716	12 511	579	14	1
	1	27/10	29/10	7 000	7 000					80				T/P	12 000	1 500	715	14	14
	1	11/3	19/3	5 148	5 148					170				T/P	267 110		762	14	8
	1	28/10	5/11	4 260	4 260					110				T/P	376 620		442,696	14	8

(*) Please refer to each national definition given at the beginning of the report

2023 PHYSICAL EVENTS BY CITY

	Interval Year	Opening date	Closing date	Space				Exhibitors				Visitors/Visits (*)		Organiser	Auditor	Sector			
				Rented Space (sq.m)				With their own stands		Represented firms		Admission for Trade/Public	Total					Foreign/ International (*)	
				Total	Halls	Open air		from ... countries	Total	Foreign/ International (*)	Total								Foreign/ International (*)
	Total	Foreign/ International (*)	Total	Foreign/ International (*)															
Izmir (TR)																			
Caravans,Caravan Accessories,Equipments,Campgrounds,Garden Furniture,Camping Equipment,Security Services,Tents	1	7/12	10/12	5 006	5 006	374			4	114	19			T/P	17 226	1 734	442,759	14	3
Coffee Types, Coffee Shop Equipment and Consumables Resources	1	1/6	4/6	1 855	1 855	37			2	46	2			T/P	9 668	55	442,696	14	2
Culture And Tourism Directories of Cities, Holiday Villages, Airlines, Hotels, Travel Agencies	1	7/12	9/12	7 800	7 800	316			13	301	13	41	41	T/P	28 040	2 860	442,759	14	3
Defence Weapons, System and Plaforms, Aviation and Space Platforms, Ground Equipment Production, System, Sub-System, Component and Software	1	18/1	20/1	2 170	2 170					55		6	6	T/P	5 873	34	217	14	21,7
Environment Technologies,Recycling,Zero Waste and Waste Management,Solid Waste,Waste Water,Sewage Sludge,Green Energy,Occupational Safety and Risk Management,Cleaning Tools	1	9/5	11/5	5 667	5 667	432			4	71	8	10	10	T/P	17 086	1 755	442,212	14	10
Fitness, Plates, Exercise, Yoga, Sports Technologies and All Sports Branches	1	28/9	1/10	5 098	5 098	80			4	61	1	7	7	T/P	11 951	1 659	272	14	3
Food and Beverage Products, Food Processing, Storage, Cooling, Transportation and Market Equipment	1	6/3	9/3	13 100	13 100	360				129				T/P	17 845	2 021	354	14	2
Food, Beverages Equipment and Technologies - Candy, Biscuvie, Chocolate, Canned, Seafood Fruit/Vegetable, Dried Fruit Vegetable, Frozen Food, Organic Products, Olive Olive Oil, Hygienic Products	1	6/3	9/3	4 500	4 500					129				T/P	17 845	2 021	354	14	2
Health Tourism, Hospitals, Hospital Equipment and Technologies, Aesthetics, Medical Devices, Cosmetics, Pharmaceutical Products	1	7/12	9/12	1 243	1 243	51			2	43	4			T/P	3 797	604	442,759	14	3,5
Health, Food, Automotive, Trade Vehicles, Construction Equipments, Machinery, Furniture, Finance, Communication and IT Technologies	1	1/9	10/9	12 433	12 433	72			37	367	3	39	39	T/P	895 079		442	14	2
Home, Office, Kitchen, Bathroom, Garden Furniture And Decoration Products	1	17/5	21/5	23 809	23 809					202				T/P	13 505	540	211,566	14	5
Hotel and Restaurant Kitchen Industrial Machinery and Equipment, Interior Materials, Materials and Equipment for Cooking	1	6/3	9/3	13 100	13 100	360			3	222	18	8	8	T/P	17 845	2 021	354	14	2

(*) Please refer to each national definition given at the beginning of the report

2023 PHYSICAL EVENTS BY CITY

2023 PHYSICAL EVENTS BY CITY	Interval Year	Opening date	Closing date	Space				Exhibitors					Visitors/Visits (*)			Organiser	Auditor	Sector	
				Rented Space (sq.m)				With their own stands			Represented firms		Admission for Trade/Public	Foreign/International (*)					
				Total	Halls		Open air		from ... countries	Total	Foreign/International (*)	Total		Foreign/International (*)	Total				Foreign/International (*)
					Total	Foreign/International (*)	Total	Foreign/International (*)					Total						
Izmir (TR)																			
Integrated Automation Systems, Production Technologies, Robotic Systems, Process, Control Systems PLC SCDA, Panel, Energy Automation	1	19/10	21/10	920	920	42			9	36	5	15	15	T/P	3 206	36	104	14	19
Load Transportation and Logistics Services,IT/Telematics, E-Business, Load Transport Equipment, Storage and Operational Equipment	1	27/9	29/9	10 512	10 512	246			6	144	11	5	5	T/P	17 188	1 172	442	14	26
Metal Working,Cutting,Welding,Electric.Electronics,Automation,I ndustrial Machinery and Metal,Fluid Power,Energy Efficiency	1	15/3	18/3	10 836	10 836	304			5	77	9	36	36	T/P	11 879	1 970	442,443	14	19
Mining, Natural Resources and Technology	1	13/9	16/9	13 474	13 474	412			32	330	29	182	182	T/P	16 134	1 742	442	14	19
Natural Gas,Heating, Refrigeration, Air-Conditioning, Insulation, Ventilation, Pumps, Valves, Sanitary Appliances, Water Treatment, Solar Power	1	26/4	29/4	1 507	1 507					74		12	12	T/P	7 216	163	372	14	9
Natural Stone And Technology	1	26/4	29/4	51 680	51 680	1 108			25	1 015	54	135	135	T/P	79 153	9 056	442	14	19
Packaging and Packaging Production Technologies and Equipment, Raw Materials and Intermediate Products, Storage, Handling Equipment and Technologies	1	6/3	9/3	4 800	4 800					52				T/P	17 845	2 021	354	14	2
Pet Products and Supplies, Bird Products, Aquarium and Aquarium Supplies, Veterinary Equipment	1	28/9	1/10	10 740	10 740	526			10	180	16	27	27	T/P	10 213	1 563	737	14	3
Real Estate Agents, Constarctors, Construction Companies, Engineering, Architects, Building Management Companies, Valuation, Technology Companies, Cooperatives, Urban Transformation	1	3/11	5/11	2 345	2 345	141			5	27	5			T/P	2 630	222	442,566	14	15
Renewable and Clean Energy Technologies / Sustainable Energy, Solar, Wind Energy, Lng, E-Mobility, Storage, Alternative Energy Systems, Analysis Devices	1	18/1	20/1	2 170	2 170					20		2	2	T/P	5 873	34	217	14	9
Renewable and Clean Energy Technologies, Clean Energy, Sustainable Energy, Solar and Wind Energy, E-Mobility, Storage Alternative Energy Systems, Analysis Devices	1	9/5	11/5	4 022	4 022	457			2	100	10			T/P	18 291	1 841	442,212, 101	14	10
Sailing and Motor Boats, Equipments, Boats, Yachhts and Equipments, Marine Services, Water Sports and Equipments, Ports	1	28/3	2/4	10 611	10 611	374				73	9	19	19	T/P	20 540	2 073	442,205	14	3




(*) Please refer to each national definition given at the beginning of the report

2023 PHYSICAL EVENTS BY CITY

	Internal Year	Opening date	Closing date	Space						Exhibitors						Visitors/Visits (*)		Organiser	Auditor	Sector	
				Rented Space (sq.m)						With their own stands			Represented firms			Admission for Trade/Public	Total				Foreign/ International (*)
				Total	Halls		Open air		from ... countries	Total	Foreign/ International (*)	Total	Foreign/ International (*)								
	Total	Foreign/ International (*)	Total	Foreign/ International (*)		Total	Foreign/ International (*)	Total		Foreign/ International (*)		Total	Foreign/ International (*)								
Izmir (TR)																					
Sub-industry of Ready-to-Wear, Fabric, Yarn, Ready to Wear Production Technology, Other Service Supplier	1	17/10	19/10	4 878	4 878	32			2	161	2			T/P	4 055	435	442	14	19		
Undergraduate and Graduate Education, Master Degrees, Certificate Programs, Language Studies Abroad, Summer School, High School Abroad	1	27/3	27/3	690	690	562			11	38	31			T/P	2 011	24	28	14	8		
Undergraduate and Graduate Education, Master Degrees, Certificate Programs, Language Studies Abroad, Summer School, High School Abroad	1	13/10	13/10	690	690	579			13	31	26			T/P	2 398	58	28	14	8		
Universities, Foreign Universities, Languages Courses	1	24/7	25/7	720	720					45				T/P	10 607		218	14	8		
Wedding Dresses, Suits and Evening Gowns and Accessories	1	21/11	24/11	21 944	21 944	859			7	228	10			T/P	18 206	3 026	442	14	3		
Wind Energy, Turbine Wing Tower and Internal Parts, Floating Solar Power Plants, Wave Energy and Tidal Power Technologies	1	9/5	11/5	955	955					22				T/P	3 684	849	101	14	10		
JEREZ DE LA FRONTERA (E)																					
FEGASUR - Feria Nacional de Ganadería y Agricultura	1	3/11	5/11	562	562	0	0	0	1	22	0	11	0	P	8 000	0	136	11	1		
FERIA DEL MAYOR ACTIVO	2	12/4	13/4	1 214	1 189	0	25	0	1	17	0	0	0	P	5 000	0	136	11	3		
JEREZ TATTOO CONVENTION	1	21/4	23/4	4 000	3 360	0	0	0	1	280	0		0	P	4 677	0	626		14		
JUVELANDIA - Feria de Ocio Infantil y Juvenil	1	18/12	4/1	912	894	0	18	0	1	18	0	25	0	P	43 316	0	136	11	3		
Jyväskylä (SF)																					
Infratech 2023	2	10/5	11/5	4 503	3 983		520		3	246		0		T	4 914		451		21		
Jyväskylän Kirjamesut, Jyväskylän Joulumessut & Jyväskylän Viinimessut	1	25/11	26/11	1 836	1 836		0		3	210		0		P	12 902		451		2,8		
Jyväskylän Rakennusmessut 2023	1	17/3	19/3	3 119	3 021		98		1	169		0		T/P	10 070		451		12, 15		
Kuljetusmessut 2023	2	25/5	27/5	32 538	11 579		20 959		8	196		0		T	13 282		451		26		
Wood 2023	2	3/9	5/9	5 399	5 367		32		10	132		0		T	4 452		451		5		
Kalajokki (SF)																					
Proforest 2023	2	12/5	13/5	17 583	168		17 415		3	170		9		T	4 420		265		5		
Karlsruhe (D)																					
LEARNTEC mit New Work Evolution	1	23/5	25/5	9 861	9 861	1 495			22	443	103			T	13 079	2 731	456	8	8		
NUFAM	2	21/9	24/9	40 734	30 277	3 035	10 457	673	23	406	72	19	8	T/P	22 972	1 240	456	8	16		
RecyclingAKTIV & TiefbauLIVE mit SBM Summit	2	27/4	29/4	29 393	1 380	186	28 013	2 545	11	264	35	78	22	T	9 588	565	456	8	10		
REHAB	2	15/6	17/6	7 521	7 521	639			17	299	40	8	7	T/P	11 552	281	456	8	22		
Kassel (D)																					
RO-KA-TECH	1	9/5	12/5	18 697	14 817	3 169	3 880	228	22	316	66			T	11 023	2 896	776	8	5, 19		








(*) Please refer to each national definition given at the beginning of the report

2023 PHYSICAL EVENTS BY CITY

	Interval Year	Opening date	Closing date	Space						Exhibitors				Visitors/Visits (*)		Organiser	Auditor	Sector		
				Rented Space (sq.m)						With their own stands		Represented firms		Admission for Trade/Public	Foreign/International (*)					
				Total	Halls		Open air		from ... countries	Total	Foreign/International (*)	Total	Foreign/International (*)		Total					Foreign/International (*)
Kayseri (TR)																				
ANAMOB - Anatolian Furniture Fair	1	4/10	8/10	19 032	19 032						168			T/P	20 617	771	566	14	12	
Doors and Accessories Fair	1	13/9	16/9	7 412	7 412						61			T/P	7 706	307	566	14	12	
Kayseri Agricultural 2023 - Agricultural, Stock Farming Fair and Food Of Kayseri Turkish World and Relatives Community Agricultural Fair	1	27/4	30/4	50 000	50 000	372			10	450		27	27	T/P	22 000	640	75	14	2	
Kempten (D)																				
ALLGÄUER FESTWOCHE	1	12/8	20/8	7 468	4 983	329	2 485		4	260	13			P	74 746		460	8	27	
Kielce (PL)																				
3D printing days	1	28/3	31/3	1 107	1 107	262	0	0	3	39	12			T	incl. in stom-TOOL		730	4	11	
AGROTECH	1	17/3	19/3	34 951	30 159	5 288	4 792	240	14	382	59			T/P	64 649		730	4	1	
CONTROL-stom	1	28/3	31/3	805	805	93	0	0	4	28	4			T	incl. in stom-TOOL		730	4	19	
DACH FORUM	1	14/1	15/1	3 638	3 629	263	9	9	6	78	11			T	4 409		730	4	5	
DOG SHOW, ZOO SALON	1	25/11	26/11	425	425	42	0	0	2	25	4			T/P	2 929		730	4	3	
DOM OGROD I TY	1	15/4	16/4	3 493	2 340	0	1 153	0	1	105	1			T/P	9 291		730	4	5	
DUB IT	1	24/6	25/6	1 411	1 170	93	241	0	2	30	3			T/P	11 074		730	4	16	
EXPO GAS	1	19/4	20/4	2 304	2 252	454	52	12	6	100	30			T	1 892		730	4	9	
EXPO SURFACE	1	28/3	31/3	1 314	1 314	326	0	0	5	47	13			T	incl. in stom-TOOL		730	4	19	
EKOTECH	1	8/3	9/3	1 747	1 647	9	100	0	2	71	1			T	incl. in ENEX		730	4	10	
ENEX	1	8/3	9/3	14 377	14 012	5 229	365	52	13	326	132			T	16 351		730	4	3	
FUTURE PRIVATE LABELS	1	15/11	16/11	290	290	60	0	0	6	58	21			T	350		730	4	2	
IFRE	1	15/6	17/6	7 693	2 780	125	4 913	215	7	133	15			T/P	8 104		730	4	7	
 KIDS' TIME	1	22/2	24/2	8 659	8 659	1 886	0	0	18	282	66			T	2 753	1 377	730	4	3	
KIELCE FLUID POWER	1	28/3	31/3	173	173	49	0	0	2	11	1			T	incl. in stom-TOOL		730	4	19	
LAS EXPO	1	17/3	19/3	3 426	610	148	2 816	0	4	41	4			T	incl. in AGROTECH		730	4	1	
MBKR (TAX Fair)	1	26/10	27/10	192	192	0	0	0	1	30	0			T	187		730	4	4	
 MSPO	1	5/9	8/9	33 418	19 719	7 649	13 699	3 701	31	634	370			T	24 317		730	4	7	
NATIONAL PIGEON SHOW	1	16/12	17/12	5 417	5 417	22	0	0	2	401	2			T/P	3 330		730	4	3	
POLSECURE	1	25/4	27/4	3 614	3 034	414	580	0	9	126	28			T/P	3 723		730	4	7	
 PLASTPOL	1	23/5	26/5	14 442	14 387	7 420	55	30	22	449	273			T/P	8 208		730	4	17	
PSB	1	1/3	2/3	9 260	9 175	1 771	85	0	5	289	47			T	4 000		730	4	5	
REGIONAL PIGEONS AND RABBIT EXHIBITIONS	1	9/12	10/12	2 406	2 406	0	0	0	1	471	0			T/P	1 709		730	4	3	
SACROEXPO	1	19/6	21/6	4 056	3 746	362	310	0	11	219	29			T/P	3 901		730	4	4	
SLAVIC B2BEAUTY	1	13/6	14/6	335	335	42	0	0	7	47	6			T/P	103		730	4	14	

(*) Please refer to each national definition given at the beginning of the report

2023 PHYSICAL EVENTS BY CITY

	Interval Year	Opening date	Closing date	Space						Exhibitors				Visitors/Visits (*)		Organiser	Auditor	Sector		
				Rented Space (sq.m)						With their own stands		Represented firms		Admission for Trade/Public	Total					
				Total	Halls		Open air		from ... countries	Total	Foreign/ International (*)	Total	Foreign/ International (*)		Total					Foreign/ International (*)
	Total	Foreign/ International (*)	Total	Foreign/ International (*)		Total	Foreign/ International (*)	Total		Foreign/ International (*)		Total	Foreign/ International (*)							
Kielce (PL)																				
stom-TOOL, stom-BLECH&CUTTING, stom-LASER, stom-ROBOTICS, Wirtoprocesy	1	28/3	31/3	15 543	15 522	2 790	21	0	20	352	145			T	18 335		730	4	19	
Kırklareli (TR)																				
11. Trakia Livestock,Agriculture, Dairy Products, Seed and Food Fair	1	24/5	27/5	9 000	9 000					58		27	27	T/P	60 000		637	14	2	
18. Trakia Lüleburgaz Tarımteç Agriculture, Livestock, Industry and Food Fair	1	20/9	23/9	12 000	12 000					72				T/P	60 000	3 000	637	14	2	
Kırklareli 3rd Agriculture, Livestock, Industry and Automotive Fair	1	30/11	3/12	10 000	10 000	150			10	167		10	10	T/P	110 000	4 000	637	14	2	
Köln (D)																				
 Anuga	2	7/10	11/10	154 398	154 398	135 639			113	7 851	7 299			T	136 581	108 521	466	8	2	
aquanale/FSB	2	24/10	27/10	33 515	33 515	24 509			45	801	602			T	24 656	15 516	466	8	4, 10	
Asia-Pacific Sourcing	2	28/2	2/3	6 558	6 558	6 444			13	484	481			T	4 619	2 439	466	8	3, 13	
DMEXCO	1	20/9	21/9	12 675	12 232	3 862	443	360	38	547	206			T	27 971	6 915	466	8	4	
FIBO	1	13/4	16/4	45 545	45 545	25 584			51	844	517			T/P	106 146	25 376	655	8	3, 22	
h+h cologne	1	31/3	2/4	11 942	11 942	7 127			36	272	199			T	12 207	5 372	466	8	3	
 IDS	2	14/3	18/3	73 495	73 495	42 593			57	1 763	1 332	4	4	T	116 693	68 007	466	8	22	
 imm cologne	1	4/6	7/6	40 981	40 981	35 988			43	705	620			T/P	18 166	8 968	466	8	12	
 interzum	2	9/5	12/5	93 234	93 169	73 048	65		58	1 593	1 339			T	61 354	46 951	466	8	12	
 Kind + Jugend	1	7/9	9/9	30 264	30 264	25 125			46	967	889			T	13 596	10 536	466	8	25	
 spoga horse	1	4/2	6/2	11 242	11 242	7 629			30	306	234			T	6 080	3 613	466	8	3	
 spoga+gafa	1	18/6	20/6	92 002	90 795	78 006	1 207	729	58	1 842	1 682			T	27 675	19 125	466	8	3	
Konya (TR)																				
3. Konya Energy Summit and Fair	1	27/4	29/4	7 200	7 200				2	111		11	11	T/P	18 450	461	458	14	9	
Konya Agriculture 2023	1	14/3	18/3	45 759	45 759	341			19	370	15	32	32	T/P	235 195	1 093	761	14	2	
Konya Coffee and Chocolate Festival	1	13/10	15/10	3 000	3 000				3	77		3	3	T/P	18 750	480	458	14	2	
Konya MAKTEK	1	11/10	14/10	20 657	20 657	12			20	351	1	128	128	T/P	36 415	611	761	14	19	
Konya Mother and Child Festival	1	16/11	19/11	3 000	3 000					52				T/P	18 450		458	14	27	
Nobel Master Shoes - Shoes&Bags Fashion Fair	1	26/10	29/10	5 253	5 253					108				T/P	7 619	292	566	14	25	
Kraków (PL)																				
BEAUTY FORUM 44.LNE CONGRESS	2x1	22/4	23/4	1 853	1 853	17	0	0	2	143	1			T	6 900		93	4	14	
BEAUTY FORUM 45.LNE CONGRESS	1	18/11	19/11	2 072	2 072	50	0	0	2	165	1			T	7 300		93	4	14	
BOOK FAIR	1	26/10	29/10	3 842	3 842	148	0	0	3	480	16			T/P	57 854		732	4	8	
CAVALIADA KRAKOW	1	2/3	5/3	719	719	38	0	0	2	52	2			P	20 147		555	4	3	
ENOEXPO	1	8/11	10/11	1 067	1 067	519	0	0	12	141	77			T	incl. in HORECA		732	4	2	

(*) Please refer to each national definition given at the beginning of the report

2023 PHYSICAL EVENTS BY CITY

Event Name	Interval Year	Opening date	Closing date	Space						Exhibitors				Visitors/Visits (*)		Organiser	Auditor	Sector	
				Rented Space (sq.m)						With their own stands		Represented firms		Admission for Trade/Public	Total				Foreign/International (*)
				Total	Halls		Open air		from ... countries	Total	Foreign/International (*)	Total	Foreign/International (*)						
	Total	Foreign/International (*)	Total	Foreign/International (*)		Total	Foreign/International (*)							Total	Foreign/International (*)				
Kraków (PL)																			
FASTENER	1	18/10	19/10	1 575	1 575	1 074	0	0	15	145	109			T	2 837	476	732	4	19
HORECA/ GASTROFOOD	1	8/11	10/11	2 076	2 076	745	0	0	11	155	44			T	10 051	126	732	4	2
HUNT EXPO	1	14/4	16/4	1 769	1 769	165	0	0	3	116	8			T/P	7 787		732	4	3
KOMPOZYT-EXPO	1	4/10	5/10	1 215	1 215	442	0	0	14	110	53			T	1 345	175	732	4	17
KRAKDENT	1	30/3	1/4	4 723	4 723	1 259	0	0	22	323	101			T	10 303	315	732	4	22
Packaging Innovations	1	20/9	21/9	743	743	256	0	0	10	58	19			T	1 818	241	732	4	11
REAL ESTATE	2x1	11/3	12/3	319	319	50	0	0	3	38	4			P			568	4	15
REAL ESTATE	2x1	30/9	1/10	300	300	47	0	0	3	36	3			P			568	4	15
SYMAS/MAINTENANCE	1	18/10	19/10	1 797	1 722	453	0	0	11	137	43			T	2 837	476	732	4	19
Kütahya (TR)																			
(KÜTAF'23) Kütahya 13. Agriculture, Animal Husbandry, Commercial Growing Fruit, Flowers and Milk Institute Fair	1	4/5	7/5	7 200	7 200	3 400				103		0	0	T/P	62 300		325	14	2
Gediz Agriculture Livestock Machinery Technologies and Feed Fair	1	4/9	7/9	9 002	9 002					90				T/P	33 000		88	14	2
LA GRANDE MOTTE (F)																			
SOLUTIONS CSE - LA GRANDE MOTTE	2x1	18/4	18/4	310	310		0	0		60				T	348		144	7	3
LA ROCHELLE (F)																			
AUX VIGNOBLES ! LA ROCHELLE	1	10/3	12/3	787	787	18	0	0		73	2			P	4 006		347	7	2
COMPTOIR PRO - LA ROCHELLE	1	5/3	6/3	855	855		0	0		45				T	2 015		120	7	2
FOIRE EXPOSITION - LA ROCHELLE	1	26/8	3/9	15 425	9 673	164	5 752	0		174	2			P	27 730		148	7	27
MARATHON DE LA ROCHELLE	1	24/11	25/11	405	405	0	0	0	0	51	0	0	0	P	26 660	0	64	7	3
PASSERELLE - LA ROCHELLE	1	6/1	7/1	1 278	1 278	9	0	0		135	1			P	7 700		471	7	8
LA ROCHE-SUR-FORON (F)																			
FOIRE DE HAUTE-SAVOIE MONT-BLANC	1	29/4	8/5	24 446	13 972	388	10 474	90	9	459	17	537	247	P	73 148	0	644	7	27
FORUM DES MAIRES ET DES COLLECTIVITES DE HAUTE SAVOIE	1	20/10	20/10	1 575	1 575	9	0	0	1	136	1	33	7	T	1 790	0	644	7	3
MIEUX VIVRE EXPO	1	1/11	5/11	10 243	8 903	178	1 340	0	7	304	10	478	83	P	25 216	0	644	7	12
Lahti (SF)																			
Caravan 2023	1	21/9	24/9	12 716	12 466		250		4	61		43		P	12 840		474		3
Kätevä&Tekevä ja Hetki 2023	1	4/11	5/11	1 403	1 388		15		3	154		66		P	8 438		474		3
Raksa 2023	1	10/3	12/3	2 641	2 489		152		4	157		7		P	8 503		474		19
Larissa (GR)																			
Panhellenic Exhibition for Agriculture and Livestock: AgroThessaly	2	9/3	12/3	17 336	15 118	14 987	2 218	0		271	4	0	0	T	46 234	213	750	9	1

(*) Please refer to each national definition given at the beginning of the report

2023 PHYSICAL EVENTS BY CITY

Event	Interval Year	Opening date	Closing date	Space					Exhibitors					Visitors/Visits (*)		Organiser	Auditor	Sector	
				Rented Space (sq.m)			With their own stands		Represented firms		Admission for Trade/Public	Total							
				Total	Halls	Open air	from ... countries	Total	Foreign/ International (*)	Total		Foreign/ International (*)	Total	Foreign/ International (*)					
	Total	Foreign/ International (*)	Total	Foreign/ International (*)		Total	Foreign/ International (*)		Total	Foreign/ International (*)									
LAS PALMAS DE GRAN CANARIA (E)																			
ANIMUNDO - FERIA DEL ANIMAL DE COMPAÑÍA	1	18/11	19/11	536	436	0	0	0	1	26	0	0	0	P	3 189	0	417	11	3
DIGION CANARIAS SALÓN DE DIGITALIZACIÓN EMPRESARIAL	1	15/3	16/3	147	147	0	0	0	1	28	0	0	0	T/P	1 913	0	417	11	21
FERIA GRAN CANARIA ME GUSTA 2023	1	21/4	23/4	1 927	1 627	0	0	0	1	68	0	0	0	T/P	10 004	0	417	11	2,27
FIMAR - FERIA INTERNACIONAL DEL MAR	1	16/6	18/6	1 682	540	0	1 142	0	1	55	0	0	0	T/P	18 526	0	417,83	11	3,10
FISALDO FERIA DE LAS OPORTUNIDADES	1	31/5	4/6	3 171	2 871	0	0	0	1	62	0	0	0	P	23 604	0	417	11	27,25
MOVELEC - SALÓN DEL VEHÍCULO ELÉCTRICO DE CANARIAS	1	20/10	22/10	2 759	2 623	0	36	0	1	45	0	0	0	P	1 674	0	417	11	16
PLANETA GRAN CANARIA - FESTIVAL DE LA INFANCIA	1	26/12	4/1	5 182	3 677	0	1 505	0	1	0	0	0	0	P	27 819	0	417	11	3
LE HAVRE (F)																			
AUX VIGNOBLES ! LE HAVRE	1	17/2	20/2	1 233	1 233	27	0	0		118	2			P	12 018		347	7	2
LE MANS (F)																			
AUX VIGNOBLES ! LE MANS	1	1/12	3/12	972	972	9	0	0	1	100	1	0	0	P	6 371	0	342	7	2
SOLUTIONS CSE LE MANS	2x1	10/10	10/10	218	218	0	0	0	0	42	0	0	0	T	320	2 632	144	7	4
Lecce (I)																			
Agrogepaciok Salone Della Gelateria Pasticceria Cioccolateria E Artigianato Agroalimentare	1	4/11	8/11	3 020	3 020				5	78		194	35	T/P	16 830	68	248	10	2
Leipzig (D)																			
CADEAUX Leipzig (Frühjahr) mit Floriga	1	18/2	20/2	4 911	4 911	210			10	154	12			T	5 046		480	8	13
CADEAUX Leipzig (Herbst)	1	2/9	4/9	4 195	4 195	360			11	150	14			T	2 497		480	8	13
efa:ONE	2	12/9	14/9	6 545	6 545	205			9	194	11	1		T	7 667	107	480	8	18
GrindTec	2	7/3	10/3	1 549	1 549	596			12	95	42			T	3 490	597	480	8	19
Haus-Garten-Freizeit	1	11/2	19/2	17 979	17 979	2 711			19	656	98	1		P	145 204	436	480	8	27
Intec	2	7/3	10/3	15 153	15 153	1 305			13	539	68			T	17 173	618	480	8	19
ISS GUT!	2	5/11	7/11	3 342	3 342	93			6	147	6			P	7 259	87	480	8	2
MIDORA Leipzig	1	2/9	4/9	1 473	1 473	69			6	44	5			T	764		480	8	24
modell-hobby-spiel	1	29/9	1/10	21 057	21 057	810			13	398	42	1		P	53 211	2 288	480	8	3
therapie LEIPZIG	2	4/5	6/5	7 411	7 411	624			15	327	31	22	4	T	14 546	407	480	8	22
Touristik & Caravaning Leipzig	1	22/11	26/11	29 097	29 097	1 594			24	445	90			T/P	54 853		476	8	3
Z - Internationale Zuliefermesse	2	7/3	10/3	2 057	2 057	545			19	160	60			T	10 934	1 378	480	8	19
LILLE (F)																			
AMENAGO - LILLE	1	4/11	12/11	4 714	4 714	245	0	0	2	196	11	0	0	P	12 905	22	344	7	12
GEEK DAYS - LILLE	1	13/5	14/5	1 541	1 541	142	0	0	3	115	8	0	0	P	14 524	0	344	7	3
GEEK DAYS - LILLE WINTER	1	2/12	3/12	1 496	1 496	83	0	0	3	129	6	0	0	P	12 184	167	344	7	3
IMMOTISSIMO - LILLE	1	17/3	19/3	1 049	1 049	0	0	0	0	36	0	0	0	P	1 690	0	344	7	15

(*) Please refer to each national definition given at the beginning of the report

2023 PHYSICAL EVENTS BY CITY

	Interval Year	Opening date	Closing date	Space						Exhibitors					Visitors/Visits (*)		Organiser	Auditor	Sector		
				Rented Space (sq.m)						With their own stands			Represented firms		Admission for Trade/Public	Total					Foreign/ International (*)
				Total	Halls		Open air		from ... countries	Total	Foreign/ International (*)	Total	Foreign/ International (*)								
	Total	Foreign/ International (*)	Total	Foreign/ International (*)		Total	Foreign/ International (*)	Total		Foreign/ International (*)		Total	Foreign/ International (*)								
LILLE (F)																					
	2	28/3	30/3	5 187	5 187	1 097	0	0	19	376	81	0	0	T	7 030	1 266	497	7	26		
	2x1	2/3	3/3	891	891	69	0	0		118	3			T	1 797		144	7	3		
	2x1	28/9	29/9	879	879	57	0	0	2	117	3	19	7	T	1 790	0	144	7	4		
	1	27/1	29/1	1 179	1 179	191	0	0	6	205	35	0	0	P	11 257	34 643	144	7	3		
	1	17/3	19/3	1 222	1 222	51	0	0	1	52	2	0	0	P	4 144	82	344	7	12		
LIMOGES (F)																					
	1	24/11	26/11	344	344	0	0	0	0	55	0	0	0	P	2 427	13 923	342	7	2		
	1	4/2	5/2	423	423	27	0	0		28	1			P	9 368		335	7	3		
	1	17/2	19/2	690	690	0	0	0		111	0			P	3 988	0	127	6	2		
Linz (AT)																					
	2	23/5	25/5	5 440	5 440					159				T	5 778		658	1	19		
Lisbon (P)																					
	1	1/3	5/3	18 568	18 568	2 188	0	0	36	1 101	73	0	0	T/P	51 776	487	309	3	3,6		
	1	24/6	2/7	8 697	8 697	2 876	0	0	31	486	182	0	0	P	43 030		309	3	13		
	1	22/3	25/3	6 868	6 868	133	0	0	10	271	13	0	0	P	64 948		309	3	8		
	1	12/2	14/2	4 778	4 778	540	0	0	12	220	25	0	0	T	6 429	74	309	3	2		
	1	23/11	26/11	3 841	3 841	207	0	0	6	106	9	0	0	P	22 613		309	3	21		
	1	8/2	12/2	3 931	3 931	99	0	0	7	101	5	0	0	P	15 513		309	3	3		
	1	27/1	29/1	7 272	7 272	87	0	0	2	110	4	0	0	P	21 866		309	3	3		
	1	10/10	12/10	2 621	2 621	594	0	0	6	121	5	0	0	T/P	3 673	3	309	3	9, 10		
	1	10/10	12/10	5 418	5 418	252	0	0	9	89	7	0	0	T/P	2 948	6	309	3	7		
	1	4/5	7/5	4 435	4 435	72	0	0	5	159	6	0	0	T/P	10 029	55	309	3	15		
	1	4/5	7/5	8 335	8 335	729	0	0	13	257	24	0	0	T/P	12 483	45	309	3	5		
Ljubljana (SLO)																					
	1	7/3	9/3	1 921	1 921	787	0	0	7	56	27			T	2 754	144	396	4	19		
Lódz (PL)																					
	1	21/9	23/9	1 522	1 522	316	0	0	9	84	25			T	3 414	135	254	4	22		
Longarone (I)																					
	1	26/11	29/11	3 789	3 789	638			12	123	26	14	11	T	8 203	2 670	490	5	2		
LORIENT (F)																					
	1	18/3	20/3	1 999	1 999		0	0		80				P	4 571		347	7	12		
Lublin (PL)																					
	1	4/3	5/3	6 290	6 226	0	64	0	1	89	0			T/P	15 948		731	4	1		



(*) Please refer to each national definition given at the beginning of the report

2023 PHYSICAL EVENTS BY CITY

	Interval Year	Opening date	Closing date	Space					Exhibitors					Visitors/Visits (*)			Organiser	Auditor	Sector	
				Rented Space (sq.m)					With their own stands			Represented firms		Admission for Trade/Public	Total					
				Total	Halls		Open air		from... countries	Total	Foreign/International (*)	Total	Foreign/International (*)		Total	Foreign/International (*)				
Lublin (PL)																				
EDUCATION FAIR	1	9/10	10/10	800	800	6	0	0	2	92	1			P	15 455		731	4	8	
ENERGETICS	1	21/11	23/11	1 887	1 887	240	0	0	4	105	14			T	3 450		731	4	9	
LTPR	1	13/10	14/10	548	398	0	150	0	1	47	0			P	5 114		731	4	2	
LUBDOM	1	25/3	26/3	1 161	1 141	0	20	0	1	76	0			T/P	6 224		731	4	5	
MOTO SESSION	1	27/5	28/5	4 525	4 465	0	60	0	1	32	0			P	6 490		731	4	16	
ONA & ON	1	18/11	19/11	808	808	0	0	0	1	81	0			P	1 934		731	4	4	
WIEZIENICTWO	1	28/9	29/9	1 007	1 007	16	0	0	1	45	0			T			731	4	7	
ZOOPARK	1	7/10	8/10	234	0	0	0	0	1	26	0			P	12 147		731	4	3	
Lucca (I)																				
Lucca Comics & Games	1	1/11	5/11	56 000	48 000	1 000	8 000	0	6	640	20			T/P	205 000	5 000	492	5	3	
LYON (F)																				
AUX VIGNOBLES ! LYON	1	8/4	10/4	423	423	9	0	0		47	1			P	8 549		347	7	1	
BE+ LE RENDEZ-VOUS BATIMENT ENERGIE POSITIVE - LYON	2	21/3	23/3	13 112	13 112	5 139	0	0		453	129			T	16 211	0	345	7	5	
CONVENTION PATRIMONIA - LYON	1	26/9	27/9	3 186	3 186	132	0	0		352	16			T	7 199	3 865	195	6	4	
FESTICULTURE LYON - LE SALON DE LA TURQUIE	1	5/5	8/5	5 533	5 533	1 629	0	0	5	193	58	0	0	P	47 864	143	668	7	3	
FOIRE DE LYON	1	31/3	10/4	23 559	23 559	935	0	0	23	615	71	0	0	P	141 941	0	345	7	27	
GLOBAL INDUSTRIE - LYON	2	7/3	10/3	42 961	42 961	9 875	0	0	36	1 995	531	0	0	T	37 577	955	343	7	19	
ID CREATIVES - LYON	1	5/10	8/10	650	650	30	0	0	3	54	3	0	0	P	5 023	20	344	7	3	
MAHANA LYON	1	3/3	5/3	1 161	1 161	111	0	0	10	155	17	0	0	P	10 256	713	144	7	3	
MONDIAL DES METIERS	1	14/12	17/12	10 633	10 633	227	0	0	3	96	10	0	0	P	54 095	0	77	7	8	
PAYSALIA - LYON	2	5/12	7/12	26 717	26 717	7 331	0	0	19	801	189	0	0	T	37 996	394	345	7	1	
PRIMEVERE	1	17/2	19/2	3 842	3 842	95	0	0	7	476	10	0	0	P	16 705	0	606	7	10	
RDV DU COURTAGE - LYON	1	20/6	20/6	541	541		0	0		83				P	3 157	882	195	6	4	
ROCALIA	2	5/12	7/12	3 458	3 458	1 475	0	0	8	132	63	0	0	T	37 996	394	345	7	5	
SIRHA	2	19/1	23/1	64 595	64 595	13 629	0	0	34	1 988	526	33	1	T	131 553	6 605	345	7	2	
SOLUTIONS CSE - LYON	2x1	9/3	10/3	757	757		0	0		115				T	1 329		144	7	3	
SOLUTIONS CSE LYON	2x1	5/10	6/10	761	761	0	0	0	0	124	0	11	0	T	1 512	0	144	7	4	
SOLUTIONS RESSOURCES HUMAINES LYON	1	20/11	21/11	375	375	18	0	0	3	51	3	0	0	P	531	4	420	7	18	
SOLUTRANS	2	21/11	25/11	43 781	41 980	10 415	1 801	469	20	599	166	79	29	T	42 268	1 535	144	7	26	
VINS DES VIGNERONS INDEPENDANTS - LYON	1	3/3	5/3	637	637		0	0		104				P	7 054		788	7	1	
Maastricht (NL)																				
APEX	1	6/6	8/6	1 000	1 000					130				T	4 400		116		26	
BBB Maastricht	1	9/10	11/10	7 040	7 040					350				T	13 750		508		2	
CAC/CACIB Dogshow Maastricht	1	16/9	17/9	4 333	4 333					13				P	10 000		719		1	

(*) Please refer to each national definition given at the beginning of the report

2023 PHYSICAL EVENTS BY CITY

	Interval Year	Opening date	Closing date	Space						Exhibitors				Visitors/Visits (*)		Organiser	Auditor	Sector		
				Rented Space (sq.m)						With their own stands		Represented firms		Admission for Trade/Public	Foreign/International (*)					
				Total	Halls		Open air		from ... countries	Total	Foreign/International (*)	Total	Foreign/International (*)		Total					Foreign/International (*)
					Total	Foreign/International (*)	Total	Foreign/International (*)						Total						
Maastricht (NL)																				
Cross Border Event	1	16/9	16/9							300				T	300		225		8	
InterClassics en TopMobiel Maastricht	1	12/1	15/1	16 000	16 000					257				P	35 333		508		16	
International Rental Exhibition	3	6/6	8/6	3 000	3 000					105				T	1 500		116		5	
Internistendagen	1	20/4	21/4	2 500	2 500					10				T	3 000		247		22	
MIF International Money Fair	2x1	29/4	30/4	1 750	1 750					206				P	3 000		540		3	
MIF International Money Fair	2x1	22/9	24/9	1 750	1 750					206				P	3 000		540		3	
PaperMoneyFair The Netherlands	1	22/9	24/9	1 097	1 097					234				P	3 000		215		3	
Second Home Beurs	2x1	28/1	28/1	7 989	7 989					153				P	12 000		276		15	
Second Home Beurs	2x1	29/9	1/10	7 833	7 833					150				P	8 000		276		15	
Sustainable Industrial Manufacturing	1	21/11	22/11							28				T	6 000		624		19	
Tattoo Convention Maastricht	1	25/3	26/3	2 500	2 500					150				P	5 000		735		14	
TEFAF Maastricht (Internationale kunst- en antiekbeurs)	1	11/3	19/3	13 200	13 200					316				P	70 000		744		3	
MADRID (E)																				
100 X 100 MASCOTAS	1	27/5	28/5	16 714	14 891	0	0	0	1	81	0	77	0	P	8 054	0	406	11	3	
1001 BODAS	1	3/11	5/11	2 833	1 725	40	0	0	4	105	3	0	0	P	9 462	0	406	11	25,3	
ACCOUNTEX	1	7/11	8/11	3 883	2 095	103	0	0	6	112	8	2	0	T	5 024	19	406,184	11	4	
ADVANCED MANUFACTURING MADRID	1	15/11	16/11	15 024	15 024	2 521	0	0	17	636	117	0	0	T	13 475	0	200	11	19	
ANTIK PASSION ALMONEDA	1	15/4	23/4	2 940	2 828	209	0	0	4	83	6	0	0	P	4 634	42	406	11	3	
 ARCOmadrid	1	22/2	26/2	18 852	14 626	7 314	143	0	34	267	154	0	0	P	36 552	8 234	406	11	3	
AUTOMOTIVE MEETINGS 2023		10/10	11/10	1 183	707					98		0	0	T	300	0	15		16	
Biocultura	1	2/11	5/11	3 780	3 253		0	0		420	35	12	0	T/P	8 308	0	62		21	
Biotechforum	1	20/9	21/9											T			271		22	See note 1
BISUTEX 2ED	2x1	14/9	17/9	6 650	6 650	1 180	0	0	14	243	54	0	0	T	4 883	678	406	11	24	
 BISUTEX 1ED	2x1	2/2	5/2	6 453	6 453	1 026	0	0	13	236	47	252	46	T	5 710	696	406	11	24	
CIPRINT MADRID	1	19/9	21/9	7 271	6 061	634	0	0		156	23	7	1	T	11 965	794	671		11	
CINEGETICA	1	23/3	26/3	4 480	4 000	800	0	0		260	125	0	0	P	29 000	0	260		3	
Cosmetica forum	1	20/9	21/9											T			271		22	See note 1
EMPACK MADRID/ LOGISTICS MADRID	1	29/11	30/11	7 817	7 817	1 272	0	0	15	239	57	0	0	T	10 623	0	200	11	17	
E-SHOW / MADRITECH	1	30/10	31/10	9 327	5 627					166		0	0	T	12 000	0	141		4	
ESTAMPA	1	19/10	22/10	4 695	3 364	186	0	0	6	96	6	0	0	T	4 032	0	406,246	11	4	
European Rotors	1	28/11	30/11	13 217	8 450					204		0	0	T	7 000	0	245		16	
Expo Foodservice	1	29/11	30/11	582	126	87	0	0		38	6	10	0	T	6 604	0	589		2	
EXPOCECOFERSA	1	10/10	11/10	2 922	1 206					67		0	0	T	450	0	126		17	
FARMAFORUM	1	20/9	21/9	8 012	4 012	412	0	0		240	35	22	0	T	6 200	395	271		22	See note 2
FEINDEF - FERIA DE LA DEFENSA	2	12/5	19/5	22 066	19 080					350		0	0	T	20 000	0	288		22	

(*) Please refer to each national definition given at the beginning of the report

2023 PHYSICAL EVENTS BY CITY

Internal Year	Opening date	Closing date	Space						Exhibitors					Visitors/Visits (*)		Organiser	Auditor	Sector	
			Rented Space (sq.m)						With their own stands			Represented firms		Admission for Trade/Public	Total				
			Total	Halls		Open air		from ... countries	Total	Foreign/ International (*)	Total	Foreign/ International (*)	Total		Foreign/ International (*)				
MADRID (E)																			
FERIA DE EMPLEO PARA PERSONAS CON DISCAPACIDAD	1	15/11	16/11	1 543	1 009	0	0	0	1	75	0	0	0	T	7 406	0	158		8
FERIA INTERNACIONAL DEL JUEGO	1	21/2	23/2	6 870	6 870	2 938	0	0		59	14	65	14	T	6 424	0	363		17
FERIARTE	1	11/11	19/11	3 975	3 314	148	0	0	4	68	4	0	0	P	24 018	0	406	11	3
Fisio Expo	1	27/10	29/10	10 366	7 317	449	0	0		104	15	111	15	T	6 780	1 695	397		22
GAMERGY by Cecotec	1	15/12	17/12	8 550	8 550	0	0	0	1	15	0	0	0	P	13 000	0	338		3
GRAN CANARIA SWIM WEEK MODA CÁLIDA		5/10	7/10	1 955	229	0	0	0	1	11	0	0	0	T	3 744	0	406	11	24
HIP - HOSPITALITY INNOVATION PLANET	1	6/3	8/3	18 165	11 198	2 866	0	0	24	381	87	59	33	T	43 794	2 389	406,563	11	2
HYGIENALIA - Feria de limpieza y la higiene industrial	2	7/11	9/11	5 256	4 926	708	0	0	12	133	23	0	0	T	6 415	513	293	11	22
HYGIENALIA - Feria de limpieza y la higiene industrial	2	7/11	9/11	5 256	4 926	708	0	0	12	133	23	0	0	T	6 415	513	293	11	22
IndustryLIVE	1	10/5	11/5	3 415	2 758	39	0	0		112	2	125	18	T	4 186	51	536		19
Interocio	1	24/3	26/3	5 914	1 869					51		0	0	P	12 500	0	493		3
JAPAN WEEKEND MADRID FEBRERO	2x1	11/2	12/2	5 383	5 383		0	0		1 303		0	0	P	35 000	0	448		3
JAPAN WEEKEND MADRID SEPTIEMBRE	2x1	23/9	24/9	9 441	4 611					603		0	0	P	35 000	0	448		3
JUVENALIA	1	22/12	31/12	37 400	37 400	0	0	0	1	44	0	0	0	P	75 100	0	610		3
Labforum	1	20/9	21/9											T			271		22
MADRID COMIC POP UP	1	3/11	5/11	2 372	835	0	0	0	1	60	0	1	0	P	19 334	122	406	11	8
MADRID ES CIENCIA	1	23/3	25/3	2 344	2 344	0	0	0	1	87	0	0	0	P	150	0	406,327	11	8
MADRID HORSE WEEK 2023	1	25/11	27/11	34 500	3 000	0	0	0	1	30	0	0	0	P	10 000	0	406,326		3
MADRID.JOYA 2ED	2x1	14/9	17/9	5 871	5 559	1 395	48	0	10	172	44	0	0	T	5 958	521	406	11	24
MADRID.JOYA 1ED	2x1	2/2	5/2	3 731	3 503	1 514	0	0	8	127	52	123	49	T	4 768	574	406	11	24
MBFWM	2x1	15/2	19/2	6 196	1 449	0	0	0	1	16	0	0	0	T	5 720	0	406	11	24
MBFWM 2ED	2x1	12/9	17/9	7 892	1 455	0	0	0	1	20	0	0	0	T	6 987	0	406	11	24
MI BEBÉ Y YO FERIA	1	4/11	5/11	1 300	1 200	0	0	0	1	60	0	4	0	P	5 000	0	784		17
MOMAD 2ED	2x1	15/9	17/9	6 857	6 550	2 774	0	0	14	216	84	0	0	T	4 993	804	406	11	25
MOMAD 1ED	2x1	3/2	5/2	6 299	5 975	2 143	0	0	14	217	68	220	72	T	7 043	1 059	406	11	25
ORTO Medical Care	2	8/3	10/3	6 278	6 278					96		0	0	T	10 000	0	282		17
PCK - PICK&PACK	1	25/4	27/4	3 496	1 372	118	0	0	14	80	15	18	2	T	6 243	118	563	11	11,26
RAIL LIVE		29/11	1/12	5 808	3 641	1 510	0	0		246	138	0	0	T	6 431	1 405	740		16
REB - REBUILD	1	28/3	30/3	11 878	7 068	1 738	0	0	22	544	60	68	25	T	22 854	1 302	563	11	5
Retromovil		24/11	26/11	12 738	6 738		0	0		147	10	0	0	P	28 250	0	250		3
Salón Gourmets	1	17/4	20/4	39 564	31 878	4 800	0	0		1 186	228	828	141	T	116 257	16 204	612		2
SIMA	1	24/5	27/5	9 300	8 300		0	0	21	200	50	301	0	P	7 000	0	596		5
UNIVERSIDAD PYME	2	26/10	27/10	1 009	543	9	0	0	2	50	1	16	0	T/P	1 879	0	406	11	8
WOOE - Encuentro Mundial del Aceite de Oliva	1	7/3	8/3	1 245	696	102	0	0	10	73	10	295	131	T	1 858	304	601	11	2,1

See note 1

(*) Please refer to each national definition given at the beginning of the report

2023 PHYSICAL EVENTS BY CITY

Event	Interval Year	Opening date	Closing date	Space						Exhibitors					Visitors/Visits (*)		Organiser	Auditor	Sector		
				Rented Space (sq.m)						With their own stands			Represented firms		Admission for Trade/Public	Total					
				Total	Halls		Open air		from ... countries	Total	Foreign/International (*)	Total	Foreign/International (*)	Total		Foreign/International (*)					
MADRID (E)																					
ZURICH ROCK'N'ROLL RUNNING SERIES MADRID	1	21/4	22/4	10 200	10 200	900	0	0		90	9	0	0	T/P	45 000	0	224		3		
Note 1: statistics included in those of "FARMAFORUM"																					
Note 2: statistics include those of « Biotechforum », « Cosmetica forum » and « Laborum »																					
Magdeburg (D)																					
LBA - LANDES-BAU-AUSSTELLUNG Sachsen-Anhalt	1	3/3	5/3	788	788	12			2	76	2			T/P	3 008		481	8	27		
MÁLAGA (E)																					
16 CONGRESO ANECORM (ASOCIACIÓN NACIONAL DE ENFERMERÍA COORDINADORA DE RECURSOS MATERIALES)	1	27/9	29/9	612	612	0	0	0	1	81	0	0	0	T	800	0	362		22		
BAR EXPERIENCE MÁLAGA BY GINEBRALIA	1	31/1	1/2	621	621	0	0	0	1	35	0	0	0	T	2 000	0	35		2		
CELEBRA MÁLAGA BY BODAEVENTOS	1	20/10	22/10	1 573	1 465	0	0	0	1	107	0	0	0	P	2 567	0	241		3		
CM MÁLAGA - CULTURE & MUSEUMS INTERNACIONAL TECH FORUM	1	19/6	20/6	1 794	1 114	52	0	0	5	45	5	37	1	T	1 158	99	331	11	3		
DES - DIGITAL ENTERPRISE SHOW	1	13/6	15/6	8 187	3 404	1 492	0	0	23	131	57	42	12	T	16 917	1 124	563	11	21		
EVO NXT	1	10/3	11/3	2 175	2 119		0	0	20	37	32	0	0	T	700	0	522		4		
EXPOSERVICIOS	1	19/10	19/10	972	948	0	0	0	1	85	0	0	0	T	700	0	787		22		
FERIA AVALCO	1	1/6	1/6	1 050	618	0	0	0	1	89	0	0	0	T	400	0	360		5		
FERIA DEL EMPLEO IMFE - AYUNTAMIENTO DE MÁLAGA	1	16/3	16/3	1 706	496	0	0	0	1	81	0	0	0	T	2 500	0	415		4		
FREAKCON - III FESTIVAL DE MANGA, COMIC, SERIES DE TV Y VIDEOJUEGOS.	1	4/3	5/3	8 147	1 441	0	0	0	1	58	0	0	0	P	24 151	0	453		3		
GAMEPOLIS FESTIVAL DEL VIDEOJUEGO	1	21/7	23/7	14 353	300	0	0	0	1	25	0	0	0	P	66 000	0	453		3		
GREENCITIES - INTELIGENCIA Y SOSTENIBILIDAD URBANA	1	20/9	21/9	1 927	1 472	142	0	0	7	66	3	22	4	T	2 507	75	331	11	10	See note 1	
H&T - SALÓN DE INNOVACIÓN EN HOSTELERÍA	1	6/2	8/2	8 366	6 784	505	0	0	9	291	13	97	10	T	15 533	568	331	11	2	See note 1	
IV CONGRESO INTERDISCIPLINAR DE GENÉTICA HUMANA	1	15/11	17/11	360	360	0	0	0	1	36	0	0	0	T	750	0	337		22		
LVIII CONGRESO NACIONAL DE LA SEMICYUC	1	4/6	7/6	732	732	0	0	0	1	33	0	0	0	T	800	0	681		22		
MOMA - VI SALON DE LA MOTO DE MÁLAGA	1	24/3	26/3	11 794	8 541		2 000	0	2	41	2	0	0	P	11 479	0	249		16		
MOTOR MÁLAGA	1	24/11	26/11	9 449	9 449	0	0	0	1	22	0	0	0	P	16 636	0	60		16		
RETRO AUTO Y MOTO MÁLAGA	1	27/1	29/1	9 053	4 753		4 300	0	2	97	5	0	0	P	22 653	0	249		16		
SIMED - SALÓN INMOBILIARIO DEL MEDITERRÁNEO	1	16/11	18/11	4 965	3 590	38	0	0	6	164	6	12	0	T/P	6 276	323	331	11	15		
S-MOVING - MOVILIDAD INTELIGENTE Y SOSTENIBLE	1	20/9	21/9	1 381	1 154	36	0	0	3	31	2	6	1	T			331	11	26	See note 2	
TRANSIFIERE - FORO EUROPEO PARA LA CIENCIA, TECNOLOGÍA E INNOVACIÓN	1	15/2	17/2	5 403	2 291	41	0	0	5	188	8	22	0	T	4 361	268	331	11	19		

(*) Please refer to each national definition given at the beginning of the report

2023 PHYSICAL EVENTS BY CITY

	Interval Year	Opening date	Closing date	Space						Exhibitors						Visitors/Visits (*)		Organiser	Auditor	Sector		
				Rented Space (sq.m)						With their own stands			Represented firms			Admission for Trade/Public	Total					
				Total	Halls		Open air		from ... countries	Total	Foreign/ International (*)	Total	Foreign/ International (*)	Total	Foreign/ International (*)		Total					Foreign/ International (*)
MÁLAGA (E)																						
XXXVIII CONGRESO NACIONAL SOCIEDAD ESPAÑOLA MEDICINA ESTÉTICA (SEME)	1	23/2	25/2	1 554	1 554	0	0	0	1	95	0	0	0	T	2 500	0	786		22			
Note 1: "Visitors" statistics include those of "S-MOVING - MOVILIDAD INTELIGENTE Y SOSTENIBLE"																						
Note 2: "Visitors" statistics included in those of "GREENCITIES - INTELIGENCIA Y SOSTENIBILIDAD URBANA"																						
MANDELIEU (F)																						
VINS DES VIGNERONS INDEPENDANTS - MANDELIEU	1	31/3	2/4	508	508		0	0		84				P	3 444		788	7	1			
Manisa (TR)																						
Manisa 17. International Agriculture Nourishment And Stockbreeding Fair	1	2/11	5/11	6 000	6 000	2 710				86			15	T/P	72 350		696	14	2			
Manisa Book Fair	1	22/9	1/10	2 500	2 500				1	34				T/P	42 498		696	14	8			
Marcianise - CE (I)																						
OPEN TARI'	2x1	5/5	8/5	7 856	7 856	64			5	430	4			T/P	2 301	19	413	10	24			
OPEN TARI' OTTOBRE	2X1	6/10	9/10	8 448	8 448	64	0	0	15	472	4	0	0	T/P	2 632	55	412	10	24			
Mardin (TR)																						
9. MAGROTEX'23 International Mardin Agricultural and Livestock Equipment Food Fair	1	25/10	29/10	10 800	10 800	2 345				93		19	19	T/P	44 662	286	811	14	1			
MARSEILLE (F)																						
ACCESSECURITY	2	8/3	9/3	889	889	30	0	0	6	89	6	70	33	T	1 120	0	663	7	7			
PISCINE ET JARDIN - MARSEILLE	1	3/3	6/3	6 097	6 097	0	0	0	0	127	0	0	0	P	8 807	0	663	7	12			
RDV DU COURTAGE - MARSEILLE	1	4/4	4/4	655	655	8	0	0		104	1			T	4 612	1 313	195	6	4			
SOLUTIONS CSE - MARSEILLE	2x1	4/4	5/4	565	565	9	0	0		100	1			T	545		144	7	3			
SOLUTIONS CSE MARSEILLE	2x1	12/10	13/10	594	594	9	0	0	3	107	3	18	0	T	1 081	0	144	7	4			
Mechelen (BE)																						
Belfair - Cofep	1	9/3	10/3	5 673	5 673		0		3	136		136		T	5 000		800		8			
Bosta Papershow	1	22/1	23/1	9 559	9 553		0		4	70		80		T	1 500		110		3			
Bras	9x1	21/1	22/1	8 031	8 031		0		1	120		120		P	2 000		358		3			
Bras	9x1	11/2	12/2	8 031	8 031		0		1	120		120		P	2 000		358		3			
Bras	9x1	4/3	5/3	8 031	8 031		0		1	120		120		P	2 000		358		3			
Bras	9x1	1/4	2/4	8 031	8 031		0		1	120		120		P	2 000		358		3			
Bras	9x1	6/5	7/5	8 031	8 031		0		1	120		120		P	2 000		358		3			
Bras	9x1	7/10	8/10	8 031	8 031		0		1	120		120		P	2 000		358		3			
Bras	9x1	18/11	19/11	8 031	8 031		0		1	120		120		P	2 000		358		3			
Bras	9x1	9/12	10/12	8 031	8 031		0		1	120		120		P	2 000		358		3			
Dag van de Makelaar	1	13/10	13/10	8 895	8 895		0		1	50		50		T	1 200		284		4			
Digitalize	1	4/10	5/10	8 031	8 031		0		3	70		90		T	1 250		197		21			

(*) Please refer to each national definition given at the beginning of the report

2023 PHYSICAL EVENTS BY CITY

	Interval Year	Opening date	Closing date	Space					Exhibitors					Visitors/Visits (*)		Organiser	Auditor	Sector		
				Rented Space (sq.m)					With their own stands			Represented firms		Admission for Trade/Public	Total					Foreign/ International (*)
				Total	Halls		Open air		from ... countries	Total	Foreign/ International (*)	Total	Foreign/ International (*)							
	Total	Foreign/ International (*)	Total	Foreign/ International (*)																
Mechelen (BE)																				
Empack	2	25/10	26/10	12 583	12 583		0		2	120		120		T	2 600		197		11	
Ero Expo	1	14/10	15/10	7 830	7 830		0		1	110		110		P	6 000		237		3	
Festivak	2	22/11	23/11	16 294	16 294		0		2	236		250		T	5 000		577		3	
Hall of Fame	1	26/2	26/2	18 454	18 454		0		5	25		25		P	3 150		366		16	
Hondenshow	1	19/8	20/8	7 830	7 830		0		1	10		10		P	1 500		452		3	
Hubo	1	19/1	19/1	8 031	8 031	-	0	-	1	72		72		T	500		165		19	
Huisbeurs Sanicoop	1	14/9	14/9	5 871	5 871		0		1	87		87		T	500		666		19	
Inkjunx	1	25/8	27/8	5 673	5 673		0		4	81		81		P	3 000		180		3	
Inspiration Day Exellent	1	11/9	11/9	8 031	8 031		0		1	138		138		T	750		238		18	
Inspire Health & Care	2	26/4	27/4	8 895	8 895		0		2	102		102		T	2 000		197		22	
Nationale duivendagen	2x1	17/3	18/3	5 673	5 673		0		1	20		20		P	1 000		459		3	
Nationale duivendagen	2x1	10/11	11/11	5 673	5 673		0		1	20		20		P	1 000		459		3	
Stoffenspektakel	1	1/11	1/11	5 673	5 673		0		3	75		75		P	3 500		723		3	
Vlaanderens Kersjumping	1	26/12	30/12	68 424	18 424		50 000		1	50		50		P	90 000		450		3	
Wonen	1	28/1	5/2	12 583	12 583		0		1	130		131		P	15 000		197		5	
Mersin (TR)																				
CNR Mersin Logistics - CNR Mersin Logistics&Transportation Fair	1	30/11	2/12	4 037	4 037	12				79		1	1	T/P	36 793	784	604	14	26	
METZ (F)																				
AUX VIGNOBLES ! METZ	1	31/3	2/4	456	456	6	0	0		71	1			P	6 543		347	7	2	
SOLUTIONS CSE - METZ	2x1	13/4	14/4	366	366	21	0	0		59	2			T	570		144	7	3	
Milano (I)																				
BIT - BORSA INTERNAZIONALE DEL TURISMO	1	12/2	14/2	17 188	17 188	1 589	0	0	51	1 020	179	0	0	T/P	21 782	2 259	304	5	6	
ESXENCE	1	30/3	2/4	11 000	11 000	7 700	0	0	28	185	115	0	0	T/P	7 985	2 146	235	5	14	See note 1
Experience Lab	1	30/3	2/4	11 000	11 000	7 700	0	0	6	32	9	0	0	T/P			257	5	14	See note 2
FILO INTERNATIONAL YARNS EXHIBITION	1	13/9	14/9	3 656	3 656	1 246	0	0	13	116	40	0	0	T	2 701	405	69	5	25	
MAPIC Italy	1	16/5	17/5	9 800	6 800	0	3 000	0	4	64	5	3	0	T	1 903	114	656	5	15	
MIA Fair	1	23/3	26/3	2 110	2 110	611	0	0	15	112	28	0	0	T/P	6 106	317	189	5	3	
MIART - FIERA INTERNAZIONALE D'ARTE MODERNA E CONTEMPORANEA	1	14/4	16/4	7 203	7 203	2 579	0	0	21	190	72	0	0	T/P	14 633	1 272	304	10	3	
Packaging Premiere - PCD	1	16/5	18/5	5 242	5 242	988	0	0	20	284	65	23	20	T	7 839	459	201	5	11	
S' SPOSAITALIA COLLEZIONI	1	14/4	17/4	8 411	8 411	3 554	0	0	22	122	63	0	0	T	3 243	579	304	10	24,25	
SMAU - INNOVAZIONE E STARTUP	1	18/10	19/10	2 982	2 982	358	0	0	16	236	62	0	0	T	3 703	191	693	5	21	
SUPERDESIGN SHOW	1	18/4	23/4	4 900	4 900	3 065	0	0	9	36	16	0	0	T	65 011	19 504	726	5	5,12	
TOYS & BABY MILANO	1	16/4	17/4	3 968	3 968	880	0	0	14	156	33	0	0	T	4 154	177	665	5	11	

(*) Please refer to each national definition given at the beginning of the report

2023 PHYSICAL EVENTS BY CITY

	Interval Year	Opening date	Closing date	Space						Exhibitors					Visitors/Visits (*)		Organiser	Auditor	Sector		
				Rented Space (sq.m)						With their own stands			Represented firms		Admission for Trade/Public	Total					
				Total	Halls		Open air		from ... countries	Total	Foreign/ International (*)	Total	Foreign/ International (*)	Total		Foreign/ International (*)					
Milano (I)																					
WHITE MILANO - COLLEZIONI ABBIGLIAMENTO E ACCESSORI DONNA	2x1	24/2	27/2	4 832	4 832	1 953	0	0	26	274	102	0	0	T	8 033	1 402	495	5	14, 24, 25		
WHITE MILANO - COLLEZIONI ABBIGLIAMENTO E ACCESSORI DONNA	2x1	22/9	25/9	5 447	5 447	2 608	0	0	28	358	179	0	0	T	7 467	1 494	495	5	14, 24, 25		
WHITE RESORT	1	18/6	20/6	635	635	327	0	0	18	63	26	0	0	T	866	159	495	5	25, 14, 23, 24		
Note 1: "Visitors" statistics includes those of "Experience Lab"																					
Note 2: "Visitors" statistics included in "Esxence"																					
Misano Adriatico - RN (I)																					
ITALIAN BIKE FESTIVAL	1	15/9	17/9	21 296	1 296	432	20 000	3 395	16	301	50	148	8	T/P	32 530	1 337	727	5	3		
Modena (I)																					
ALLFORTILES	1	10/5	11/5	960	960	60	0	0	5	68	4	8	8	T	1 028	39	132	5	19		
CHAMPAGNE EXPERIENCE	1	15/10	16/10	1 056	1 056	0	0	0	1	75	0	176	176	T/P	4 991	44	255	10	2		
IMEAT	2	26/3	28/3	3 845	3 845	203	0	0	15	142	7	40	33	T	6 438	76	204	10	2		
MODA MAKERS - EDIZIONE INVERNO	2x1	14/11	15/11	432	432	0	0	0		20	0	0	0	T	164	37	546	10	25		
MODA MAKERS - EDIZIONE PRIMAVERA	2x1	9/5	11/5	336	336	0	0	0		22	0	0	0	T	211	47	546	10	25		
MOSTRA ORNITOLOGICA INTERNAZIONALE	1	24/11	26/11	3 508	3 508	231	0	0	7	184	16	0	0	T/P	11 906	2 187	699	10	3		
PLAY - FESTIVAL DEL GIOCO	1	19/5	21/5	3 164	2 513	117	651	45	1	130	8	62	38	P	21 874	0	546	10	3		
SKIPASS	1	27/10	29/10	4 492	4 492	412	0	0	3	74	3	37	0	T/P	30 367	22	546	5	3		
Montichiari - BS (I)																					
FIERA AGRICOLA ZOOTECNICA ITALIANA	1	27/10	29/10	19 904	18 437	253	1 467	60	4	288	8	60	60	P	27 103	0	130	10	1		
ITALIAN DENTAL SHOW COLLOQUIUM DENTAL	1	19/10	21/10	5 750	5 750	1 568	0	0	14	214	35	18	18	T	13 570	965	129	5	22		
REAS SALONE INTERNAZIONALE DELL'EMERGENZA	1	6/10	8/10	21 423	21 371	1 379	52	0	14	227	30	36	29	T/P	20 675	250	129	10	24		
MONTLUCON (F)																					
FOIRE DE MONTLUCON	1	7/10	15/10	11 645	7 513	27	4 132	0	3	301	3	0	0	P	67 912	0	548	7	27		
MONTPELLIER (F)																					
ART MONTPELLIER	1	15/11	19/11	4 309	4 309	375	0	0	5	85	9	0	0	P	11 166	0	710	7	3		
DISGROUP	1	5/10	6/10	702	702	63	0	0	4	78	7	0	0	T	202	61	181	7	2		
FOIRE DE PRINTEMPS - MONTPELLIER	1	17/3	20/3	4 712	4 047	6	665	0	1	212	1	0	0	P	10 590	0	710	7	27		
FOIRE DE PRINTEMPS - MONTPELLIER	1	17/3	20/3	4 712	4 712	6	0	0		212	1			P	10 590		710	7	27		
FOIRE INTERNATIONALE - MONTPELLIER	1	6/10	16/10	15 965	15 965	1 170	0	0	16	378	40	0	0	P	72 707	0	710	7	27		
OB'ART - MONTPELLIER	1	7/4	9/4	394	394	12	0	0		47	1			P	3 270		71	7	3		
SITEVI	2	28/11	30/11	39 648	37 639	9 193	2 009	282	18	800	160	64	28	T	34 050	2 052	144	7	1		
SOLUTIONS CSE MONTPELLIER	2x1	14/9	15/9	501	501	0	0	0	0	77	0	9	0	T	607	0	144	7	4		
Muğla (TR)																					
2. Bodrum Camp Caravan Boat and Nature Sports Fair	1	25/5	28/5	1 200	1 200				4	27		4	4	T/P	5 000	1 375	1	14	3		

(*) Please refer to each national definition given at the beginning of the report

2023 PHYSICAL EVENTS BY CITY

	Interval Year	Opening date	Closing date	Space					Exhibitors					Visitors/Visits (*)		Organiser	Auditor	Sector		
				Rented Space (sq.m)					With their own stands			Represented firms		Admission for Trade/Public	Total				Foreign/ International (*)	
				Total	Halls		Open air		from ... countries	Total	Foreign/ International (*)	Total	Foreign/ International (*)							
	Total	Foreign/ International (*)	Total	Foreign/ International (*)																
Muğla (TR)																				
	1	10/5	13/5	3 500	3 500						21				T/P	10 485	2 318	505	14	1
	1	18/5	21/5	1 290	1 290	200					36				T/P	28 400	1 500	1	14	15
	1	9/11	12/11	1 200	1 200						42				T/P	6 542	1 252	1	14	15
	1	7/7	9/7	2 000	2 000	200					23				T/P	5 000	1 500	170	14	3
	1	25/8	27/8	2 200	2 200	6			6		40	12			T/P	6 500		170	14	3
	1	30/3	2/4	5 325	5 325						150				T/P	5 000		263	14	1
	1	11/4	14/4	1 700	1 700						21				T/P	6 724	435	505	14	3
	1	4/4	7/4	1 700	1 700						203				T/P	98 727		505	14	25
	1	25/10	28/10	1 500	1 500						20				T/P	5 000		1	14	3
MULHOUSE (F)																				
	1	28/11	29/11	2 142	2 142	135	0	0	6		211	18	0	0	T	4 664	3 855	556	7	19
	1	3/2	5/2	3 414	3 414	268	0	0			180	21			P	20 353		556	7	27
	1	13/5	21/5	11 403	7 716	100	3 687				181	3			P	53 150		556	7	27
	1	5/10	15/10	7 761	6 451	90	1 310	0	3		260	4	334	83	P	159 311	0	556	7	27
	1	10/3	12/3	3 798	3 798	50	0	0			117	2			P	17 529		556	7	1
	2x1	11/5	11/5	222	222		0	0			49				T	206		144	7	3
München (D)																				
	2	27/6	30/6	28 076	28 076	5 994				34	648	225			T	41 169	13 173	531	8	19
	2	17/4	22/4	127 217	126 214	47 031	1 003	195	51		2 266	1 042			T	189 237	76 047	531	8	5
	1	14/6	16/6	25 626	25 080	18 125	546	326	33		650	497			T	51 018	28 073	324	8	9
	1	17/10	19/10	4 673	4 653	2 483	20		16		192	121			T	6 367	3 563	557	8	26
	1	14/6	16/6	4 272	4 137	2 026	135	9	28		180	92			T	26 846	14 121	324	8	9
	1	4/10	6/10	38 597	38 597	8 397				36	1 881	456			T	37 331	12 275	531	8	5
	1	22/2	26/2	23 793	23 793	5 990				52	872	397			P	163 055	4 821	531	8	3
	1	24/2	27/2	24 136	24 136	9 177				36	800	394			T	23 991	9 246	531	8	25
	1	14/6	16/6	68 365	66 680	47 977	1 685	1 319	52		1 375	968			T	94 299	49 613	324	8	9
	1	28/11	30/11	57 899	57 899	50 418				54	2 415	2 246			T	35 155	24 676	531	8	3
	2	27/6	30/6	24 865	24 865	10 890				40	1 220	788			T	42 034	23 889	531	8	19,22
	1	1/3	2/3	1 691	1 691	955				25	167	104			T	2 449	1 357	531	8	18
	1	14/6	16/6	8 567	7 181	3 856	1 386	793	24		261	150			T	33 051	17 308	324	8	9

(*) Please refer to each national definition given at the beginning of the report

2023 PHYSICAL EVENTS BY CITY

	Interval Year	Opening date	Closing date	Space					Exhibitors					Visitors/Visits (*)			Organiser	Auditor	Sector
				Rented Space (sq.m)					With their own stands			Represented firms		Admission for Trade/Public	Total				
				Total	Halls		Open air		from ... countries	Total	Foreign/ International (*)	Total	Foreign/ International (*)		Total	Foreign/ International (*)			
München (D)																			
productronica	2	14/11	17/11	47 530	47 530	20 744			45	1 401	768			T	42 275	24 059	531	8	18, 19
The smarter E Europe	1	14/6	16/6	106 829	103 077	71 984	3 752	2 447	57	2 466	1 707			T	106 189	56 168	324	8	9
transport logistic / air cargo Europe	2	9/5	12/5	77 845	67 931	33 903	9 914	5 178	67	2 320	1 391			T	75 649	38 555	531	8	26
Note: Multiple answers possible.																			
Visitor figures determined by representative survey in conjunction with the sub-fairs of The smarter E Europe (EM-Power Europe/The smarter E Europe, ees Europe/The smarter E europe, Intersolar Europe/The smarter E Europe, Power2Drive europe/The smarter E Europe).																			
Namur (BE)																			
Acdc Soundtrack 2023		15/4	16/4	700	700	0	0	0						P	300	0	654		3
Ag Insurance Car Repair Days 2023		5/5	6/5	8 000	8 000	0	0	0						T	1 500	0	22		4
Antica 2023	1	9/11	19/11	10 700	10 700	0	0	0	9	113		0	0	P	17 946	0	278		3
Babydays Namur 2023	1	7/10	8/10	2 700	2 700	0	0	0		49		0	0	P	2 000	0	124		3
Batireno 2023	1	14/10	22/10	10 700	10 700	0	0	0		137		0	0	P	12 558	0	196		5
Bois & Habitat 2023	1	24/3	27/3	10 700	10 700	0	0	0	7	135	10	0	0	P	15 948	0	196		5
Digitalize 2023	1	2/2	3/2	6 700	6 700	0	0	0	4	69	3	0	0	T	1 472	0	196		21
Euromex 2023		23/5	23/5	2 700	2 700	0	0	0						T	500	0	446		4
Examen Spw 03/2023		16/3	16/3	8 700	8 700	0	0	0						T	1 000	0	713		8
Examen Spw 09/2023		12/9	12/9	8 700	8 700	0	0	0						T	700	0	713		8
Forum Aux Professions 2023	1	15/2	15/2	2 000	2 000	0	0	0	1	28		0	0	P	3 500	0	421		8
Journée De Volontaires 2023		18/4	18/4	8 700	8 700	0	0	0						T	1 000	0	576		8
Marché Du Tissu 03/2023	1x2	5/3	5/3	6 700	6 700	0	0	0	1	55		0	0	P	8 000	0	449		25
Marché Du Tissu 11/2023	1x2	26/11	26/11	6 700	6 700	0	0	0	1	55		0	0	P	8 000	0	449		25
Pensoc 2023	1	12/5	12/5	8 700	8 700	0	0	0						T	850	0	590		4
Pharma Forum 2023		23/9	24/9	6 700	6 700	0	0	0		68		0	0	T	1 082	0	196		22
Réception Equans 2023		28/9	28/9	700	700	0	0	0						T	90	0	274		7
Salon du Livre et du Vieux papier 2023	1	29/12	30/12	2 000	2 000	0	0	0		86		0	0	P	1 000	0	479		8
Salon Du Vin Et De La Gastronomie 2023	1	8/12	10/12	2 700	2 700	0	0	0		73		0	0	P	2 850	0	475		2
Salon Talentum Namur 2023	1	13/4	13/4	2 700	2 700	0	0	0	1	25		0	0	P	1 132	0	635		8
Saveurs & Métiers 2023	2	15/1	17/1	10 700	10 700	0	0	0	5	150	7	0	0	T	3 817	0	196		2
Sett 2023	1	26/1	27/1	6 700	6 700	0	0	0	6	46	10	0	0	T	1 592	0	196		8
Siep Etudes & Professions 2023	1	10/3	11/3	10 700	10 700	0	0	0	1	139		0	0	P	12 060	0	689		8
Sncb Roadshow 2023		6/4	6/4	2 700	2 700	0	0	0						T	700	0	694		26
Soins & Santé 2023	2	8/2	9/2	10 700	10 700	0	0	0	8	155	25	0	0	T	3 016	0	196		22
The Wild Tattoo Show 2023	1	3/6	4/6	8 700	8 700	0	0	0	4	200		0	0	P	3 000	0	803		14
Valériane 2023	1	1/9	3/9	10 700	10 700	0	0	0	1	208		0	0	P	6 000	0	561		2
Well-zen Salon Bien-être 2023		1/4	2/4	2 700	2 700	0	0	0	1	83		0	0	P	3 600	0	802		14

(*) Please refer to each national definition given at the beginning of the report

2023 PHYSICAL EVENTS BY CITY

	Interval Year	Opening date	Closing date	Space					Exhibitors					Visitors/Visits (*)		Organiser	Auditor	Sector	
				Rented Space (sq.m)					With their own stands			Represented firms		Admission for Trade/Public	Total				
				Total	Halls		Open air		from ... countries	Total	Foreign/ International (*)	Total	Foreign/ International (*)		Total				Foreign/ International (*)
NANCY (F)																			
BRASSEUR ET FETE DES BIERES	1	20/10	22/10	3 645	3 537	1 056	108	0	16	261	71	0	0	T/P	6 426	25	172	7	2
FOIRE INTERNATIONALE DE NANCY	1	27/5	4/6	16 716	8 303	622	8 413	379	17	400	44	0	0	P	63 532	5 483	172	7	27
HABITAT DECO - NANCY	1	2/3	6/3	4 935	4 696	120	239	0		228	3			P	16 843		172	7	12
SOLUTIONS CSE NANCY	2x1	5/10	5/10	212	212	28	0	0	3	54	8	0	0	T	330	0	144	7	4
NANTES (F)																			
ART TO PLAY - NANTES	1	18/11	19/11	5 859	5 859	163	0	0	4	173	5	0	0	T/P	31 730	0	266	7	3
AUX VIGNOBLES ! NANTES	1	17/11	20/11	2 076	2 076	9	0	0	1	172	1	0	0	P	11 275	0	342	7	2
CREATIVA - NANTES	1	9/11	12/11	1 724	1 724	43	0	0	2	120	3	0	0	P	14 035	0	266	7	12
FORUM DES SENIORS - ATLANTIQUE	1	23/11	25/11	1 352	1 352	18	0	0	1	119	1	0	0	P	3 184	0	266	7	14
FORUM DES SENIORS - ATLANTIQUE	1	10/3	11/3	565	565	0	0	0	0	76	0	0	0	P	2 788	0	266	7	14
HABITAT DECO - NANTES	1	10/11	12/11	4 567	4 567	0	0	0	0	213	0	0	0	P	6 468	12 553	266	7	12
PASSION ROAD TRIP	1	21/9	25/9	17 089	0	0	17 089	0	0	12	0	0	0	P	9 977	0	266	7	26
POUR L'AMOUR DU FIL - NANTES	1	19/4	22/4	1 034	1 034	273	0	0		110	31			P	9 684		14	7	3
RENDEZ-VOUS EN FRANCE	1	21/3	22/3	3 051	3 051		0	0		659				T	1 541	0	487	7	3
SERBOTELE ATLANTIQUE	2	22/10	25/10	14 225	14 225	214	0	0	6	525	13	0	0	T	23 055	16 034	266	7	2
SOLUTIONS CSE - NANTES	2x1	23/3	24/3	715	715		0	0		121				T	1 142		144	7	3
SOLUTIONS CSE NANTES	2x1	14/9	15/9	743	743	3	0	0	1	113	1	11	0	T	1 398	0	144	7	4
Napoli (I)																			
Aestetica	1	11/11	13/11	9 500	9 500				7	140	27			T/P	31 000	2 500	329	5	14
Arkeda	1	1/12	3/12	9 000	8 000	500	1 000	50	123	138	15	50	11	T/P	11 000	750	611	5	12
BMT - Borsa Mediterranea del Turismo	1	16/3	18/3	20 000	16 000	3 000	4 000	300	310	405	95	160	45	T	22 050	2 050	611	10	6
Campionato mondiale di ornitologia	1	20/1	22/1	3 143	3 143		0		27	2 748	1 212			T/P	4 835		146	5	3
COMICON - International Pop Culture Festival	1	28/4	1/5	9 155	5 995		3 160		15	382	72			T/P	172 336	15 991	792	5	3
ENERGYMED - Mostra Convegno sulle Fonti Rinnovabili e l'Efficienza Energetica nel Mediterraneo	1	30/3	1/4	2 500	1 483	63	1 017		17	157	33			T/P	10 986	82	37	5	4, 5, 8, 9, 10, 11, 16, 19, 21, 26
Festival dell'Oriente	1	9/9	17/9	2 656	2 098	558	0	0	9	83	18	0	0	P	41 500		400	5	2
Gustus	1	19/11	21/11	8 000	7 000	500	1 000	100	148	164	16	46	8	T	11 100	1 050	611	5	2
MED ITALY - Evening Dress Makers Exhibition	1	17/6	19/6	5 700	5 700	1 700			6	24	7			T	1 875	45	672	5	25
Nauticsud	1	11/2	19/2	15 500	12 500		3 000			197	20			T/P	15 168	2 000	21	5	26
Pharmexpo	1	27/10	29/10	9 500	8 000	1 200	1 500	300	190	250	60	125	23	T	12 500	1 200	611	5	22
Salone Nautico Internazionale di Napoli - Navigare	1	18/11	26/11	3 240	0		3 240		6	52	11	13	11	P	3 762	4	21	10	26
TUTTOSPOSI	1	26/10	29/10	3 440	3 440	574	0	0	1	97	1	20	20	P	7 269	0	781	10	2
Vebo	1	6/10	9/10	11 000	11 000				6	200	10			T	5 822	47	778	5	3
Vitignoitalia	1	4/6	6/6	18 000	8 000	1 000	10 000			250				T/P	16 200	1 200	368	5	2









(*) Please refer to each national definition given at the beginning of the report

2023 PHYSICAL EVENTS BY CITY

	Interval Year	Opening date	Closing date	Space						Exhibitors					Visitors/Visits (*)		Organiser	Auditor	Sector		
				Rented Space (sq.m)						With their own stands			Represented firms		Admission for Trade/Public	Total					
				Total	Halls		Open air		from ... countries	Total	Foreign/ International (*)	Total	Foreign/ International (*)	Total		Foreign/ International (*)					
Nevşehir (TR)																					
Potato Days Türkiye	1	23/8	25/8	14 875	14 875	90			9	70	3	30	30	T/P	5 760	572	187	14	1		
NEVAGRI'23 Nevşehir Cappadocia Agricultural Food and Livestock Fair	1	14/12	17/12	6 800	6 800	1 548				92		16	16	T/P	42 622	24	811	14	1		
NICE (F)																					
FOIRE NICE	1	18/3	27/3	9 819	6 715	459	3 104	0	10	276	25	187	28	P	74 630	261	564	7	27		
SOLUTIONS CSE - NICE	2x1	4/5	4/5	288	288		0	0		76				T	288		144	7	27		
Niğde (TR)																					
Apple Fair	1	2/11	5/11	20 000	20 000	550			4	115	4			T/P	15 000		75	14	1		
NÎMES (F)																					
FOIRE DE NÎMES - NÎMES	1	10/2	13/2	5 212	5 212	28	0	0		200	2			P	28 273	0	667	6	27		
NIORT (F)																					
ATLANTICA - NIORT	1	10/10	12/10	21 621	13 371	601	8 250	470	11	487	20	0	0	T	6 874	42	280	7	3		
SOLUTIONS CSE - NIORT	2x1	4/4	4/4	195	195		0	0		46				T	179		144	7	3		
Nürnberg (D)																					
ALTEPFLERGE	2	25/4	27/4	14 068	14 068	914			21	560	67			T/P	20 956	587	570	8	22		
BIOFACH + VIVANESS	1	14/2	17/2	45 548	45 548	27 262			95	2 791	2 022			T	35 991	16 961	570	8	2,22		
BrauBeviale	1	28/11	30/11	39 297	39 297	18 143			42	968	503			T	31 019	12 755	570	8	2		
ConSozial	1	25/10	26/10	4 214	4 214	54			4	218	5			T	4 820	35	570	8	22		
embedded world	1	14/3	16/3	25 392	25 392	13 053			44	952	598			T	26 636	10 834	570	8	18		
Enforce Tac	1	28/2	1/3	11 278	11 266	5 898	12	12	38	540	324			T	7 235	3 777	570	8	21		
European Coatings Show	2	28/3	30/3	37 236	37 236	21 688			42	1 015	701			T	24 605	16 111	570	8	17		
FeuerTRUTZ	1	21/6	22/6	6 134	6 134	712			17	247	42			T	5 617	422	570	8	19		
HOGA Nürnberg	2	15/1	17/1	9 682	9 682	1 130			14	451	58	6	2	T	13 222		19	8	2		
Insights-X	1	11/10	14/10	5 894	5 894	3 585			27	177	125			T	3 036	1 274	709	8	11		
it-sa	1	10/10	12/10	17 031	17 031	2 703			30	795	209			T	19 449	1 392	570	8	7		
IWA OutdoorClassics	1	2/3	5/3	36 370	36 370	28 083			52	1 064	868			T	33 916	20 724	570	8	3		
KOMMUNALE	2	18/10	19/10	8 196	7 986	288	210		8	428	18			T	6 021	38	570	8	10		
MedtecLIVE	1	23/5	25/5	5 016	5 016	1 287			25	399	114			T	3 842	855	571	8	22		
PCIM Europe	1	9/5	11/5	17 762	17 762	8 607			31	507	288	98	66	T	16 550	6 893	519	8	18		
Perimeter Protection	2	17/1	19/1	7 399	7 399	3 105			22	198	99			T	5 389	1 593	570	8	7,18		
POWTECH	1	26/9	28/9	16 201	16 201	5 934			27	553	236			T	9 261	3 650	570	8	17,22		
SENSOR+TEST	1	9/5	11/5	5 378	5 378	1 932			27	338	133			T	5 138	1 377	32	8	19		
SMTconnect	1	9/5	11/5	7 963	7 963	1 681			17	190	60	39	25	T	8 387	2 864	519	8	18		
Spielwarenmesse	1	1/2	5/2	89 182	89 182	55 307			69	2 086	1 676			T	57 643	36 161	709	8	3		
SPS - Smart Production Solutions	1	14/11	16/11	73 519	73 519	15 384			35	1 229	465			T	50 081	13 851	570	8	18		

(*) Please refer to each national definition given at the beginning of the report

2023 PHYSICAL EVENTS BY CITY

	Interval Year	Opening date	Closing date	Space						Exhibitors						Visitors/Visits (*)		Organiser	Auditor	Sector		
				Rented Space (sq.m)						With their own stands			Represented firms			Admission for Trade/Public	Total					Foreign/ International (*)
				Total	Halls		Open air		from ... countries	Total	Foreign/ International (*)	Total	Foreign/ International (*)	Total	Foreign/ International (*)							
	Total	Foreign/ International (*)	Total	Foreign/ International (*)		Total	Foreign/ International (*)	Total		Foreign/ International (*)		Total	Foreign/ International (*)									
Offenbach (D)																						
 ILM #157	1	4/2	6/2	9 915	9 915	4 875				21	172	98			T	2 338	760	532	8	25		
 ILM #158	1	2/9	4/9	10 239	10 239	5 223				21	191	107			T	2 105	677	532	8	25		
Oporto (P)																						
 EMAF - International Fair of Machinery, Equipment and Services for Industry	1	31/5	3/6	22 198	22 198	3 363		0	0	9	450	93	0	0	T	23 258	1 213	267	3	19		
 EXPOCOSMÉTICA - International Cosmetics, Esthetics and Hair Exhibition	1	1/4	3/4	5 471	5 471	901		0	0	8	153	34	0	0	T/P	20 921	958	267	3	14		
 EXPORHOME - Furniture, Lighting and Household Goods for Export	2	2/3	5/3	2 727	2 727	273		0	0	1	41	5	0	0	T	2 286	197	267	3	12, 13		
 IDF Spring By Interdecoação	1	2/3	5/3	2 308	2 308	0		0	0	0	57	0	0	0	T	2 501	145	267	3	12, 13		
 PORTOJÓIA - International Jewellery, Gold and Watch Exhibition	1	21/9	24/9	2 364	2 364	288		0	0	4	87	13	0	0	T	2 549	115	267	3	24		
ORLEANS (F)																						
SOLUTIONS CSE ORLEANS	2x1	19/10	19/10	372	372	0		0	0	0	83	0	0	0	T	496	0	144	7	4		
VINIFRANCE - ORLÉANS	1	10/2	12/2	312	312	12		0	0		52	2			P	1 859	0	127	6	2		
Oulu (SF)																						
Construction Fair 2023 Oulu	1	14/4	16/4	3 027	2 828			199		3	154		3		T/P	6 294		567		5		
Cristmas Fair 2023	1	2/12	3/12	616	462			154		3	131		0		P	9 306		567		3		
Senior Fair 2023	1	16/9	17/9	1 051	1 038			13		1	139		1		P	2 885		567		3		
Padova (I)																						
Festival dell'Oriente	1	2/12	10/12	3 040	3 040	676		0	0	12	102	23	0	0	P	32 600		400	5	2		
FLORMART	1	20/9	22/9	5 520	4 520	146		1 000	0	8	138	6	26	6	T	3 023	153	308	5	1		
WORLD ARCHITECTOUR AFRICA	1	6/7	7/7	1 032	1 032					1	42		68		T	100	75	581	5	12		
PARIS (F)																						
AERONAUTIQUE	2	19/6	25/6	120 774	83 296	47 451		37 478	12 301	51	2 512	1 379	0	0	T/P	257 234	11 360	688	7	19		
ANALYSE INDUSTRIELLE	1	5/4	6/4	593	593	79		0	0		50	7			T	496	0	419	7	19		
 APPAREL SOURCING	2x1	6/2	8/2	2 928	2 928	2 928		0	0	15	264	264	0	0	T		444	527	7	25		
APPAREL SOURCING	2x1	3/7	5/7	4 872	4 872	4 872		0	0	14	470	470	0	0	T		0	527	7	25		
BIM WORLD & BAS CARBONE	1	5/4	6/4	3 671	3 671	286		0	0	10	317	20	0	0	T	6 910	765	98	7	5		
CREATIONS & SAVOIR-FAIRE	1	29/11	3/12	2 399	2 399	247		0	0	8	258	23	0	0	P	36 608	0	144	7	15		
DESTINATIONS NATURE	1	16/3	19/3	1 259	1 259	274		0	0	9	172	45	0	0	P	18 668	17	144	7	3		
E-LEARNING EXPO (DANS LE CADRE DE SOLUTIONS RESSOURCES HUMAINES)	1	21/3	23/3	4 371	4 371	277		0	0		430	24			T	5 889	0	419	7	18		
FANTASTIQUE & JAPAN PARTY - PARIS	1	8/4	9/4	3 397	3 397	13		0	0		429	2			P	10 507		414	7	3		
FOIRE DE PARIS	1	27/4	8/5	38 547	38 346	5 687		201	0	43	1 315	220	2	0	P	407 894	0	144	7	27		



(*) Please refer to each national definition given at the beginning of the report

2023 PHYSICAL EVENTS BY CITY

Event	Internal Year	Opening date	Closing date	Space						Exhibitors						Visitors/Visits (*)		Organiser	Auditor	Sector	
				Rented Space (sq.m)						With their own stands			Represented firms			Admission for Trade/Public	Total				
				Total	Halls		Open air		from ... countries	Total	Foreign/International (*)	Total	Foreign/International (*)	Total	Foreign/International (*)						
PARIS (F)																					
FORUM LABO PARIS	2	28/3	30/3	5 998	5 998	777	0	0	17	329	65	0	0	T	5 786	255	656	7	22		
HYVOLUTION	1	1/2	2/2	4 675	4 675	894	0	0	19	396	82	0	0	T	7 727	362	345	7	10		
IBS & SMARTCITY & SMART GRID	1	17/10	18/10	1 854	1 854	168	0	0	8	143	15	25	1	T	4 035	868	393	7	5		
IMMOBILIER NEUF - PARIS	1	17/3	19/3	1 328	1 328	64	0	0		59	5			P	14 312		586	7	15		
KOREA EXPO	1	13/5	15/5	1 278	1 278	1 035	0	0		110	94			P	6 425	282	269	6	4		
L'AIGUILLE EN FÊTE	1	9/3	12/3	1 224	1 224	146	0	0		136	11			P	16 187		161	7	3		
LES JOURNÉES DU COURTAJE	1	19/9	20/9	2 169	2 169	27	0	0		179	2			P	12 305	745	195	6	4		
LES RENCONTRES DE LA PEINTURE ANTICORROSION	1	21/3	22/3	816	816	108	0	0		64	7			T	401	39	574	6	5		
MAISON&OBJET	2x1	18/1	23/1	76 264	76 264	55 648	0	0	60	2 269	1 298	0	0	T	95 212	23 292	662	7	12		
MAISON&OBJET	2x1	7/9	11/9	75 921	75 921	53 623	0	0	59	2 329	1 308	0	0	T	84 827	12 715	662	7	12		
MILIPOL PARIS	2	14/11	17/11	25 744	25 744	16 421	0	0	52	1 089	695	0	0	T	28 291	5 561	144	7	7		
MONDIAL DU TOURISME	1	16/3	19/3	1 647	1 647	474	0	0	28	246	96	0	0	P	20 647	0	144	7	3		
MOTO LEGENDE	1	24/11	26/11	3 168	3 168	297	0	0	7	167	14	0	0	P	8 238	0	494	7	26		
MUSEUM CONNECTIONS	1	17/1	18/1	2 393	2 393	977	0	0	20	355	134	0	0	T	2 559	89	49	7	3		
PARIS AUDIO VIDEO SHOW	1	20/10	23/10	3 663	3 663	325	0	0	5	79	8	280	23	T/P	16 303	12 125	584	7	18		
PARIS COFFEE SHOW	1	9/9	11/9	1 062	1 062	184	0	0	11	91	17	0	0	T/P	2 316	136	150	7	2		
PARIS FAN FESTIVAL	1	15/4	16/4	1 893	1 893	144	0	0		81	4			T	22 602	118	801	6	3		
PARIS IMAGES	1	9/2	10/2	720	720	24	0	0		86	3			T	1 535		151	7	3		
PARIS PHOTO	1	9/11	12/11	5 394	5 394	3 746	0	0	24	187	126	0	0	T/P	67 665	0	656	7	3		
PARIS RETAIL WEEK	1	19/9	21/9	5 296	5 296	1 364	0	0	27	333	86	3	0	T	11 884	464	144	7	4		
PREMIERE CLASSE	2x1	3/3	6/3	2 354	2 354	1 486	0	0	32	308	204	0	0	T	5 347	98 711	806	7	25		
PREMIERE CLASSE	2x1	29/9	2/10	2 342	2 342	1 605	0	0	28	308	212	0	0	T	5 826	1 104	806	7	25		
PREMIÈRE VISION PARIS	2x1	7/2	9/2	32 680	32 680	29 147	0	0		1 245	1 079			P	28 865	26 298	605	6	4		
PREMIÈRE VISION PARIS	2x1	4/7	6/7	34 843	34 843	31 549	0	0		1 310	1 150			P	19 664	17 642	605	6	4		
PREVENTICA - PARIS	1	23/5	25/5	6 991	6 991	0	0	0	0	493	0	0	0	T	14 326	651	153	7	22		
S.I.A - SALON INTERNATIONAL DE L'AGRICULTURE	1	25/2	5/3	37 821	37 669	2 640	152			1 018	53			T/P	614 875		144	7	1		
SALON DE LA COPROPRIETE, DE L'HABITAT DURABLE ET CONNECTE	1	8/11	9/11	2 720	2 720	13	0	0	2	241	2	0	0	T/P	7 619	21	98	7	15		
SALON DU PATRIMOINE IMMOBILIER	1	6/4	7/4	451	451	0	0	0		47	0			T	1 066	152	195	6	4		
SALON INTERNATIONAL DE LA LINGERIE - INTERFILIERE PARIS	2x1	2/7	4/7	4 742	4 742	3 996	0	0	37	297	221	0	0	T	3 828	771	806	7	25		
SALON INTERNATIONAL DE LA LINGERIE - INTERFILIERE PARIS	2x1	21/1	23/1	7 806	7 806	5 793	0	0	33	343	256	0	0	T	6 669	8 403	806	7	25		
SALON INTERNATIONAL DU PATRIMOINE CULTUREL	1	2/11	5/11	3 118	3 118	326	0	0	10	328	23	0	0	T/P	14 038	368	71	7	3		
SIEC	1	19/9	20/9	2 908	2 908	36	0	0	3	78	3	21	0	T	2 858	2 918	144	7	15		

(*) Please refer to each national definition given at the beginning of the report

2023 PHYSICAL EVENTS BY CITY

	Interval Year	Opening date	Closing date	Space						Exhibitors					Visitors/Visits (*)		Organiser	Auditor	Sector	
				Rented Space (sq.m)						With their own stands			Represented firms		Admission for Trade/Public	Total				Foreign/ International (*)
				Total	Halls		Open air		from ... countries	Total	Foreign/ International (*)	Total	Foreign/ International (*)							
	Total	Foreign/ International (*)	Total	Foreign/ International (*)		Total	Foreign/ International (*)	Total		Foreign/ International (*)		Total	Foreign/ International (*)							
PARIS (F)																				
 SILMO	1	29/9	2/10	40 132	40 132	26 222	0	0	43	883	648	0	0	T	30 872	7 617	144	7	22	
SITEM	1	28/3	30/3	1 088	1 088	183	0	0		150	23			T	2 562	0	558	7	3	
SOC - SYSTEMES ET OBJETS CONNECTES	1	19/4	20/4	376	376	36	0	0	3	41	4	12	0	T	1 190	7	102	7	18	
SOLUTIONS & MOBILITY FOR BUSINESS	1	3/10	4/10	1 867	1 867	141	0	0	7	158	11	0	0	T	3 839	415	420	7	18	
SOLUTIONS CSE - DISNEYLAND PARIS	2x1	1/6	2/6	390	390	9	0	0		71	1			T	1 634		144	7	4	
SOLUTIONS CSE - PARIS	2x1	28/3	30/3	1 499	1 499	30	0	0		183	3			T	2 570		144	7	3	
SOLUTIONS CSE PARIS	2x1	19/9	21/9	1 633	1 633	9	0	0	1	209	1	16	0	T	3 075	0	144	7	4	
SRH ELARNING DIGITAL WORKPLACE IEXPO DOCUMENTATION	1	21/3	23/3	4 371	4 371	277	0	0	9	430	24	0	0	T	5 889	514	420	7	18	
TEXWORLD	2x1	6/2	8/2	7 839	7 839	7 814	0	0	17	484	481	0	0	T	7 856	1 852	527	7	25	
 TEXWORLD	2x1	3/7	5/7	13 308	13 308	13 293	0	0	23	854	847	0	0	T	6 648	1 552	527	7	25	
TRANOÏ FEMME	1	2/3	5/3	988	988	894	0	0	28	132	110	0	0	T	3 059	131	346	7	25	
TRANOÏ HOMME	1	19/1	22/1	464	464	388	0	0	13	52	35	0	0	T	1 519	36	346	7	25	
TRUSTECH	1	28/11	30/11	2 917	2 917	2 488	0	0	31	201	172	0	0	T	5 258	1 574	144	7	18	
VERSION SCRAP - PARIS	1	31/3	2/4	695	695	99	0	0	3	33	6	0	0	P	3 177	0	344	7	3	
VINS DES VIGNERONS INDEPENDANTS - PARIS	1	17/3	19/3	1 279	1 279		0	0		207				P	21 618		788	7	1	
WHO'S NEXT & PRÊT À PORTER PARIS®	2x1	21/1	23/1	14 458	14 458	7 554	0	0	39	838	441	0	0	T	19 231	2 200	806	7	25	
WHO'S NEXT & PRÊT À PORTER PARIS®	2x1	2/9	4/9	17 350	17 350	10 464	0	0	43	1 077	636	0	0	T	15 524	3 920	806	7	25	
WINE PARIS & VINEXPO PARIS	1	13/2	15/2	28 744	28 744	6 173	0	0	37	3 143	739	22	1	T	33 531	18 958	790	7	2	
WNE - WORLD NUCLEAR EXHIBITION	2	28/11	30/11	12 214	12 214	3 751	0	0	30	766	307	0	0	T	11 251	1 419	656	7	9	
Parma (I)																				
CIBUS CONNECT	2	29/3	30/3	11 644	11 644	564	0	0	12	436	15	398	12	T	5 944	1 431	308	5	2	
CIBUS TEC – INSPIRING INNOVATION IN FOOD AND BEVERAGE TECHNOLOGIES	3	24/10	27/10	35 546	34 927	4 901	619	68	31	1 015	228	176	142	T	28 494	8 426	465	10	19	
IL SALONE DEL CAMPER	1	9/9	17/9	40 381	39 765	17 748	616	0	15	294	62	50	12	T/P	96 695	0	308	10	6	
MECFOR	1	23/5	25/5	1 934	1 934	40	0	0	5	75	2	35	5	T	2 720	81	308	5	19	
MERCANTE IN FIERA AUTUNNO	1	30/9	8/10	19 754	19 754	1 018	0	0	17	897	47	0	0	T/P	42 352	2 562	308	10	3	
MERCANTE IN FIERA PRIMAVERA	1	4/3	12/3	19 444	19 444	1 015	0	0	17	886	46	0	0	T/P	65 370	2 858	308	10	3	
SOLIDS PARMA	1	14/6	15/6	4 792	4 792	2 396	0	0	10	108	41	11	5	T/P	1 247	149	198	5	19	
SPS ITALIA - SMART PRODUCTION SOLUTIONS	1	23/5	25/5	25 780	25 780	2 745	0	0	18	483	73	329	205	T	38 713	1 606	529	5	19	
PAU (F)																				
HABITAT DECO JARDIN - PAU	1	24/3	26/3	2 723	2 258	0	465	0	0	133	0	0	0	P	5 991	123	588	7	12	
MARIAGE ET RECEPTION - PAU	1	28/1	29/1	517	511	0	6	0	0	66	0	0	0	P	1 407	15 717	588	7	25	
SOLUTIONS CSE - PAU	2x1	6/4	6/4	152	152		0	0		38				T	110		144	7	3	








(*) Please refer to each national definition given at the beginning of the report

2023 PHYSICAL EVENTS BY CITY

	Interval Year	Opening date	Closing date	Space						Exhibitors						Visitors/Visits (*)		Organiser	Auditor	Sector	
				Rented Space (sq.m)				With their own stands		Represented firms		Admission for Trade/Public	Total								
				Total	Halls	Foreign/International (*)	Open air	Foreign/International (*)	from ... countries	Total	Foreign/International (*)		Total	Foreign/International (*)							
Piacenza (I)																					
APIMELL - MOSTRA MERCATO INTERNAZIONALE DI APICOLTURA, DEI PRODOTTI E DELLE ATTREZZATURE APISTICHE.	1	3/3	5/3	3 806	3 302	0	504	504	13	124	21	0	0	T/P	17 323	0	592	10	1		
GEOLUID - MOSTRA INTERNAZIONALE DELLE TECNOLOGIE ED ATTREZZATURE PER LA RICERCA, ESTRAZIONE E TRASPORTO DEI FLUIDI SOTTERRANEI	2	13/9	16/9	21 910	6 750	950	15 160	1 300	25	315	66	62	55	T/P	14 639	4 432	592	10	19		
GIS - GIORNATE ITALIANE DEL SOLLEVAMENTO E DEI TRASPORTI ECCEZIONALI	2	5/10	7/10	34 762	7 762	862	27 000	2 483	18	417	47	38	26	T	9 088	625	510	10	19		
HYDROGEN EXPO	2	17/5	19/5	2 293	2 143	143	150	0	9	135	9	15	7	T	5 256	170	510	10	9		
PLAILLY (F)																					
SOLUTIONS CSE PLAILY	2x1	12/10	13/10	470	470	27	0	0	2	77	2	23	8	T	1 281	5 352	144	7	4		
Plovdiv (BG)																					
AGRA	1	21/2	25/2	17 414	9 170	1 691	8 244	1 255	n.a.	282	64			T/P	18 700	572	430	4	1		
FOODTECH	1	21/2	25/2	573	573	123	0	0	n.a.	55	14			T/P	incl. in AGRA		430	4	2		
ITF	1	27/9	1/10	2 644	1 241	380	1 403	119	13	114	58			T/P	6 040		430	4	19		
VINARIA	1	21/2	25/2	1 928	1 928	307	0	0	n.a.	95	30			T/P	incl. in AGRA		430	4	2		
POITIERS (F)																					
BRADERIE - POITIERS	2x1	29/9	1/10	2 667	2 667		0	0		1				P	23 400	0	152	6	4		
COLLECTION PASSION - POITIERS	1	29/10	30/10	2 410	2 410	0	0	0		135	0			P	4 869	0	600	6	4		
EQUIPEMENT PROFESSIONNEL ET DU BRICOLAGE - POITIERS	1	5/2	6/2	3 816	3 816	330	0	0		286	25			T	1 140		143	7	5		
FOIRE DE POITIERS	1	24/5	29/5	8 761	5 975	45	2 786			141	2			P	63 432		583	7	27		
MAISON, DECO & JARDIN - POITIERS	1	6/10	8/10	1 486	1 430	0	56	0	0	80	0	0	0	P	6 769	0	357	7	12		
PICT'ASIA	1	4/2	5/2	1 071	1 071	0	0	0	0	126	0	0	0	P	8 293	0	65	7	3		
SALON DE LA GASTRONOMIE - POITIERS	1	18/11	19/11	954	954	0	0	0	0	97	0	0	0	P	11 094	355	357	7	2		
SOLUTIONS CSE POITIERS	2x1	28/9	28/9	396	396	0	0	0	0	82	0	9	5	T	475	0	144	7	4		
PONTARLIER (F)																					
HAUTE FOIRE DE PONTARLIER	2	14/9	18/9	4 678	2 964	42	1 714	0	3	212	3	0	0	P	15 443	1 259	538	7	27		
Pordenone (I)																					
AQUAFARM	1	15/2	16/2	1 755	1 710	363	45		87	117	30	15	14	T	2 658	345	602	10	1		
COILTECH	1	20/9	21/9	6 386	6 386	2 399			188	325	137	90	55	T	2 686	836	625	10	18,19		
RIVE	2	8/11	10/11	9 725	9 725	813			204	231	27	104	26	T	9 930	549	602	10	1,2		
SICAM	1	17/10	20/10	18 380	18 380	5 055			336	475	139	108	49	T	17 184	5 325	270	10	12,19		
Poznan (PL)																					
ART AND CRAFT	1	1/12	3/12	617	617	6	0	0	2	52	1			P	17 061		555	4	3		

(*) Please refer to each national definition given at the beginning of the report

2023 PHYSICAL EVENTS BY CITY

	Interval Year	Opening date	Closing date	Space						Exhibitors				Visitors/Visits (*)		Organiser	Auditor	Sector			
				Rented Space (sq.m)						With their own stands			Represented firms		Admission for Trade/Public					Total	Foreign/International (*)
				Total	Halls		Open air		from ... countries	Total	Foreign/International (*)	Total	Foreign/International (*)								
					Total	Foreign/International (*)	Total	Foreign/International (*)													
Poznan (PL)																					
		BEAUTY FORUM 45.LNE CONGRESS	2x1	18/11	19/11	2 072	2 072	50	0	0	2	165	1		T	7 300		93	4	14	
		BPwP	1	30/5	2/6	272	272	126	0	0	4	21	8		T	incl. in ITM		555	4	7	
		BUDMA	1	31/1	3/2	14 373	14 287	3 386	86	0	23	611	140		T	19 664	1 568	555	4	5	
		CARAVANS SALON POLAND	1	26/10	29/10	19 592	19 557	5 928	35	0	4	125	15		T	27 671	12	555	4	16	
		CAVALIADA POZNAN	1	7/12	10/12	1 847	1 847	110	0	0	5	103	7		T	17 282		555	4	3	
		CLEANING EXPO	1	24/10	25/10	978	878	140	100	0	4	53	8		T	1 182	53	555	4	4	
		COMMON FUTURE	1	21/9	22/9	264	264	48	0	0	1	21	5		T	1 024	72	555	4	4	
		DOG SHOW	1	3/11	5/11	1 400	1 391	53	9	0	4	92	4		T/P	17 022		555	4	3	
		DREMA	1	12/9	15/9	16 669	14 720	2 628	1 949	0	16	382	101		T	7 140	377	555	4	12	
		EDUCATION AND BOOK FAIR	1	10/3	12/3	3 667	3 667	67	0	0	7	357	11		P	69 765		555	4	8	
		EURO TARGET SHOW	1	17/3	19/3	7 491	7 476	83	15	0	4	116	5		P	8 615		555	4	3	
		EXPOPOWER	1	16/5	18/5	523	523	30	0	0	1	33	2		T	incl. in GREENPOWER		555	4	9	
		GARDENIA	1	23/11	25/11	7 943	7 943	792	0	0	8	262	67		T	7 959	161	555	4	3	
		GREENPOWER	1	16/5	18/5	3 382	3 364	1 991	18	0	7	177	112		T	5 653	174	555	4	9	
		H2 POLAND	1	16/5	17/5	1 037	849	92	0	0	10	78	12		T	2 130	91	555	4	9	
		HOBBY	1	18/11	19/11	4 843	4 843	80	0	0	2	108	1		P	14 564		555	4	3	
		HOME DECOR	1	21/2	24/2	1 942	1 942	329	0	0	4	50	5		T	incl. in MEBLE		555	4	12	
		ITM Industry Europe	1	30/5	2/6	13 971	13 950	5 808	21	0	22	438	209		T	12 541	357	555	4	19	
		KONGRES MOVE	1	30/3	30/3	378	213	129	165	0	2	9	7		T	475		555	4	4	
		LABS EXPO	1	26/4	27/4	759	759	66	0	0	4	58	5		T	1 500		568	4	22	
		LOCAL TRENDS	1	17/10	18/10	180	180	46	0	0	1	14	2		T	790	3	555	4	4	
		LOOK BEAUTY VISION	1	15/4	16/4	3 911	3 911	172	0	0	9	131	11		T	7 632	28	555	4	14	
		MEBLE	1	21/2	24/2	21 834	21 834	3 429	0	0	14	214	64		T	12 047	3 723	555	4	12	
		MODERNLOG	1	30/5	2/6	2 214	2 199	373	15	0	7	93	16		T	incl. in ITM		555	4	26	
		NWZH	1	12/5	14/5	10 211	8 860	0	1 351	25	2	258	1		P	10 984		555	4	1	
		OMEGA FUNERAL FORUM	1	18/4	19/4	124	124	16	0	0	2		14		T/P	344		555	4	4	
		OPTYKA	2	20/10	22/10	3 823	3 823	803	0	0	11	135	30		T	3 197	55	555	4	23	
		PGA	1	7/10	9/10	9 170	9 125	1 125	45	0	14	130	26		P	38 422		555	4	3	
		POLAGRA FOOD/ HORECA/FOODTECH	1	27/9	29/9	4 323	4 146	943	177	129	15	170	44		T	incl. TAROPAK		555	4	2	
		POLAGRA PREMIERY	2	13/1	15/1	11 632	11 632	2 174	0	0	8	190	31		T	16 078	11	555	4	1	
		POLECO	1	17/10	19/10	8 785	8 705	1 779	80	0	7	157	21		T	4 987	115	555	4	10	
		POZNAN MOTOR SHOW	1	30/3	2/4	24 578	20 751	1 962	3 827	1 000	5	139	17		P	89 796		555	4	16	
		POZNAN RUN EXPO SPRING	2x1	14/4	16/4	1 271	1 271	18	0	0	2	35	2		P	28 046		555	4	3	
		POZNAN RUN EXPO	2x1	20/10	22/10	1 141	1 141	4	0	0	2	35	1		P	28 046		555	4	3	

(*) Please refer to each national definition given at the beginning of the report

2023 PHYSICAL EVENTS BY CITY

	Interval Year	Opening date	Closing date	Space					Exhibitors					Visitors/Visits (*)			Organiser	Auditor	Sector	
				Rented Space (sq.m)					With their own stands			Represented firms		Admission for Trade/Public	Total					
				Total	Halls		Open air		from ... countries	Total	Foreign/ International (*)	Total	Foreign/ International (*)		Total	Foreign/ International (*)				
Poznan (PL)																				
Poznanskie Salon Optyczny	1	14/4	15/4	223	223	90	0	0	4	31	6			T	128		555	4	23	
RETRO MOTOR SHOW	1	6/10	8/10	18 099	17 299	269	800	0	3	114	5			P	24 111		555	4	16	
RYBOMANIA	1	3/3	5/3	8 882	8 882	1 243	0	0	12	176	24			T/P	17 193		555	4	1	
STONE	1	22/11	24/11	2 318	2 318	1 143	0	0	12	119	73			T	2 103	316	555	4	5	
SUBCONTRACTING	1	30/5	2/6	567	567	129	0	0	7	62	21			T	incl. in ITM		555	4	19	
TAROPAK	2	27/9	29/9	2 998	2 998	769	0	0	12	94	28			T	8 078	357	555	4	11	
TASTE OF REGION	1	29/9	1/10	1 869	1 848	0	21	0	1	110	0			P	30 868		555	4	2	
TOUR SALON	1	27/10	29/10	1 165	1 165	181	0	0	8	128	8			T	incl. in Caravans Salor		555	4	6	
REAL ESTATE	2x1	18/3	19/3	889	889	52	0	0	3	61	3			P			568	4	15	
REAL ESTATE	2x1	23/9	24/9	988	988	92	0	0	3	77	6			P			568	4	15	
YACHT SALON	1	26/10	29/10	1 556	1 556	24	0	0	3	36	2			T	incl. in Caravans Salor		555	4	3	
VIVA SENIORZY	1	29/9	30/9	1 007	1 007	0	0	0	1	74	0			P	2 457		555	4	3	
WINDOOR-TECH	2	31/1	3/2	4 613	4 613	1 351	0	0	12	60	31			T	incl. in BUDMA		555	4	5	
WINO	1	16/3	18/3	598	598	0	0	0	1	72	1			T/P	2 318		555	4	2	
QUIMPER (F)																				
AUX VIGNOBLES ! QUIMPER	1	25/3	27/3	894	894	9	0	0		91	1			P	7 203		347	7	1	
VIVING - QUIMPER	1	14/10	16/10	3 134	3 134	0	0	0	0	130	0	0	0	P	8 668	0	342	7	12	
Ravenna (I)																				
OMC MED ENERGY CONFERENCE AND EXHIBITION	1	24/10	26/10	6 275	4 592	0	1 683	1 530	23	314	56	34	19	T	5 936	825	573	5	9	
REIMS (F)																				
GASTRONOMIE & BIERES - REIMS	1	31/3	2/4	539	525	30	14	0	3	49	3	0	0	P	2 799	0	351	7	2	
HABITAT	1	10/11	12/11	1 627	1 627	0	0	0	0	105	0	0	0	P	6 288	0	351	7	12	
REIMS BEER FESTIVAL	1	31/3	2/4	301	301	6	0	0	1	32	1	0	0	P	2 778	0	351	7	2	
SOLUTIONS CSE - REIMS	2x1	6/4	7/4	304	304	33	0	0		49	2			T	628		144	7	3	
TENDANCE NATURE - REIMS	1	24/3	26/3	3 648	3 630	163	18	0		126	5			P	9 695		636	7	1	
RENNES (F)																				
AUX VIGNOBLES ! RENNES	1	27/10	30/10	3 995	3 995	9	0	0	1	321	1	0	0	P	25 683	0	342	7	2	
CARREFOUR DES GESTIONS LOCALES DE L'EAU - RENNES	1	25/1	26/1	7 147	7 067	548	80			500	31			T	7 781	0	399	7	10	
CFIA - RENNES	1	14/3	16/3	22 604	22 604	2 795	0	0	20	1 351	196	0	0	T	19 736	329	343	7	19	
FOIRE INTERNATIONALE - RENNES	1	25/3	2/4	20 215	13 920	108	6 295	0	4	331	8	0	0	P	82 422	0	638	7	27	
GEEK DAYS RENNES	1	4/2	5/2	1 343	1 343	48	0	0	2	111	3	0	0	P	14 427	0	344	7	3	
SALON RESPIRE LA VIE - RENNES	1	24/2	26/2	1 136	1 136	41	0	0		140	5			P	8 345	0	708	6	22	
SOLUTIONS CSE - RENNES	2x1	13/4	14/4	519	519		0	0		91				T	820		144	7	3	
SOLUTIONS CSE RENNES	2x1	3/10	4/10	509	509	0	0	0	0	84	0	9	0	T	1 183	0	144	7	4	

(*) Please refer to each national definition given at the beginning of the report

2023 PHYSICAL EVENTS BY CITY

	Interval Year	Opening date	Closing date	Space					Exhibitors					Visitors/Visits (*)			Organiser	Auditor	Sector	
				Rented Space (sq.m)					With their own stands			Represented firms		Admission for Trade/Public	Total					
				Total	Halls		Open air		from ... countries	Total	Foreign/ International (*)	Total	Foreign/ International (*)		Total	Foreign/ International (*)				
					Total	Foreign/ International (*)	Total	Foreign/ International (*)												
RENNES (F)																				
SPACE	1	12/9	14/9	52 842	24 599	6 226	28 243	13 514	37	1 155	330	53	30	T	90 779	0	707	7	1	
VINS DES VIGNERONS INDEPENDANTS - RENNES	1	20/1	22/1	1 640	1 640		0	0		273				P	13 171		788	7	1	
VIVING - RENNES	1	13/1	15/1	1 407	1 407		0	0		82				P	5 488		347	7	12	
Rho - MI (I)																				
AF - L'ARTIGIANO IN FIERA - MOSTRA MERCATO INTERNAZIONALE E DELL'ARTIGIANATO	1	2/12	10/12	45 853	45 582	15 554	271	0	67	2 513	939	0	0	P	1 000 000	32 000	336	10	27	
EICMA ESPOSIZIONE INTERNAZIONALE DELLE DUE RUOTE	1	7/11	12/11	143 913	78 913	44 871	65 000	0	40	703	473	1 310	893	T/P	498 030	150 971	194	5	16	
EUROLUCE - SALONE INTERNAZIONALE DELL'ILLUMINAZIONE	2	18/4	23/4	29 487	29 487	11 338	0	0	24	248	106	0	0	T/P			286	10	12	See note 1
GEE GLOBAL ELEVATOR EXHIBITION	1	15/11	17/11	7 041	7 041	0	0		11	108	28	11	2	T/P	4 904	3 433	304	5	5, 18, 19	
HOMI FASHION & JEWELS	2x1	15/9	18/9	9 722	9 722	4 002	0	0	23	520	234	1	0	T	8 770	7 611	304	10	12	
HOMI FASHION & JEWELS	2x1	15/9	18/9	9 722	9 722	4 002	0	0	23	520	234	1	0	T	10 202	1 625	304	10	12, 13, 24, 25	
HOST MILANO _ EQUIPMENT, COFFEE AND FOOD _ INTERNATIONAL HOSPITALITY EXHIBITION (HOST_ SIC CAFFE', HOST_ HOTEL & SPA EMOTION, HOST_ MIPPP PANE/PIZZA/PASTA)	2	13/10	17/10	119 284	119 284	39 420	0	0	48	1 927	763	0	0	T	114 000	50 242	304	10	19	
IDEABIELLA MILANO UNICA	2x1	31/1	2/2	4 848	4 848	456	0	0	2	60	9	0	0	T			398	10	25	See note 2
IDEABIELLA MILANO UNICA	2x1	11/7	13/7	5 352	5 352	504	0	0	3	63	10	0	0	T			398	10	25	See note 2
ISSA PULIRE	2	9/5	11/5	13 292	13 249	2 020	43	0	19	298	72	64	14	T	9 678	2 244	434	10	19	
LAMIERA	2	10/5	13/5	18 327	18 327	2 346	0	0	13	293	32	96	73	T	12 206	915	134	10	19	
LINEAPELLE	2x1	19/9	21/9	46 352	46 352	15 123	0	0	42	1 124	487	205	103	T	18 429	7 869	485	10	25	
LINEAPELLE (edizione febbraio)	2x1	21/2	23/2	42 490	42 490	11 722	0	0	40	989	367	163	69	T	18 953	7 680	485	10	25	
MADE IN STEEL	2	9/5	11/5	15 130	15 130	2 794	0	0	17	285	70	32	10	T	10 040	2 663	499	10	19	
MADEEXPO - MILANO ARCHITETTURA DESIGN EDILIZIA	2	15/11	18/11	27 688	27 688	4 197	0	0	25	636	122	64	31	T/P	35 516	3 399	498	10	7, 10, 18, 19	
MICAM MILANO	2x1	17/9	20/9	33 406	33 406	17 001	0	0	33	835	435	12	10	T	18 826	9 671	11	10	25	
MICAM MILANO	2x1	19/2	22/2	32 813	32 813	15 971	0	0	29	770	374	12	6	T	20 634	10 048	11	10	25	
MIDO - MOSTRA INTERNAZIONALE OTTICA, OPTOMETRIA E OFTALMOLOGIA	1	4/2	6/2	35 506	35 506	20 294	0	0	53	957	690	40	16	T	24 117	11 255	402	10	23	
MILANO HOME	1	26/1	29/1	19 767	19 767	2 891	0	0	20	301	69	38	37	T	20 598	1 651	304	10	12, 13, 24, 25	
MILANO UNICA - SHIRT AVENUE	2x1	31/1	2/2	1 056	1 056	288	0	0	6	19	8	0	0	T			51	10	25	See note 2
MILANO UNICA - SHIRT AVENUE	2x1	11/7	13/7	1 092	1 092	348	0	0	11	20	8	0	0	T			51	10	25	See note 2
MILANO UNICA - MODA IN, TESSUTO E ACCESSORI	2x1	31/1	2/2	10 835	10 835	2 004	0	0	11	404	96	0	0	T	10 889	2 504	660	10	25	See note 3
MILANO UNICA - MODA IN, TESSUTO E ACCESSORI	2x1	11/7	13/7	14 051	14 051	2 600	0	0	13	473	106	11	11	T	8 035	2 461	691	10	25	See note 4

(*) Please refer to each national definition given at the beginning of the report

2023 PHYSICAL EVENTS BY CITY

	Interval Year	Opening date	Closing date	Space						Exhibitors						Visitors/Visits (*)		Organiser	Auditor	Sector		
				Rented Space (sq.m)						With their own stands			Represented firms			Admission for Trade/Public	Total					Foreign/ International (*)
				Total	Halls		Open air		from ... countries	Total	Foreign/ International (*)	Total	Foreign/ International (*)									
					Total	Foreign/ International (*)	Total	Foreign/ International (*)														
Rho - MI (I)																						
MIPEL - MOSTRA INTERNAZIONALE DELLA PELLETERIA E ACCESSORIO	2x1	19/2	22/2	3 648	3 648	1 220	0	0	18	161	61	13	0	T	10 686	6 295	26	10	25			
MIPEL - MOSTRA INTERNAZIONALE DELLA PELLETERIA E ACCESSORIO	2x1	17/9	20/9	3 944	3 944	1 388	0	0	14	194	68	4	0	T	9 985	5 847	26	10	25			
MYPLANT & GARDEN	1	22/2	24/2	23 538	23 288	2 358	250	0	17	602	102	53	34	T	17 689	1 531	785	10	1			
PLAST SALONE INTERNAZIONALE DELLE MATERIE PLASTICHE E DELLA GOMMA	3	5/9	8/9	46 855	46 855	11 506	0	0	39	972	365	289	241	T	27 038	5 365	614	10	25			
PTE PROMOTIONTRADE EXHIBITION	1	25/1	27/1	3 835	3 835	647	0	0	12	96	32	10	0	T	4 632	348	304	10	11			
SALONE INTERNAZIONALE DEL COMPLEMENTO D'ARREDO	1	18/4	23/4	7 439	7 439	2 150	0	0	13	114	37	0	0	T/P			286	10	12	See note 1		
SALONE INTERNAZIONALE DEL MOBILE	1	18/4	23/4	124 999	124 999	26 377	0	0	28	710	257	0	0	T/P	168 070	88 052	286	10	12	See note 4		
SICUREZZA	2	15/11	17/11	13 700	13 700	1 907	0	0	24	304	70	74	50	T	19 578	1 783	304	10	3, 4, 6			
SIMAC SALONE INTERNAZIONALE DELLE MACCHINE E DELLE TECNOLOGIE PER LE INDUSTRIE CALZATURIERA E PELLETERIA	1	19/9	21/9	8 384	8 384	1 582	0	0	16	161	43	22	7	T	5 232	2 442	68	10	19	See note 5		
TANNING TECH SALONE INTERNAZIONALE DELLE MACCHINE E DELLE TECNOLOGIE PER L'INDUSTRIA CONCIARIA	1	19/9	21/9	5 764	5 764	710	0	0	14	105	27	12	3	T			68	10	19	See note 6		
THE ONE MILANO	1	19/2	22/2	3 709	3 709	1 603	0	0	14	76	38	4	4	T	1 980	1 137	541	10	24			
THE ONE MILANO	2x1	17/9	20/9	411	411	318	0	0	2	32	26	0	0	T	27 076	15 403	541	10	24, 25			
TUTTOFOOD - MILANO WORLD FOOD EXHIBITION	2	8/5	11/5	54 428	54 428	6 211	0	0	44	1 954	386	29	6	T	53 870	11 269	304	10	2			
VISCOM ITALIA - MOSTRA CONVEGNO INTERNAZIONALE DI COMUNICAZIONE VISIVA	1	4/10	6/10	19 000	19 000	0	0	0	11	169	28	9	2	T	14 432	502	657	5	11			
VITRUM - SALONE INTERNAZIONALE E SPECIALIZZATO DELLE MACCHINE, ATTREZZATURE ED IMPIANTI DEL VETRO PIANO E CAVO; DEL VETRO E DEI PRODOTTI TRASFORMATI PER L'INDUSTRIA	2	5/9	8/9	8 453	8 248	2 100	205	0	27	188	110	28	15	T	3 767	1 690	794	10	19			
WORKPLACE3.0	1	18/4	23/4	3 061	3 061	208	0	0	2	24	2	0	0	T/P			286	10	12	See note 1		
Note 1: "Visitors" statistics included in SALONE INTERNAZIONALE DEL MOBILE																						
Note 2: "Visitors" statistics included in MILANO UNICA - MODA IN, TESSUTO E ACCESSORI																						
Note 3: "Visitors" statistics include those of "IDEABIELLA MILANO UNICA" and "MILANO UNICA - SHIRT AVENUE"																						
Note 4: "Visitors" statistics include those of « EUROLUCE - SALONE INTERNAZIONALE DELL'ILLUMINAZIONE », « SALONE INTERNAZIONALE DEL COMPLEMENTO D'ARREDO » and « WORKPLACE3.0 »																						
Note 5: "Visitors" statistics include those of TANNING TECH SALONE INTERNAZIONALE DELLE MACCHINE E DELLE TECNOLOGIE PER L'INDUSTRIA CONCIARIA																						
Note 6: "Visitors" statistics included in SIMAC SALONE INTERNAZIONALE DELLE MACCHINE E DELLE TECNOLOGIE PER LE INDUSTRIE CALZATURIERA E PELLETERIA																						
Rimini (I)																						
A.B. TECH EXPO	3	21/1	25/1	12 197	12 197	676	0	0	12	181	18	9	0	T	122 171	20 381	439	10	2			

(*) Please refer to each national definition given at the beginning of the report

2023 PHYSICAL EVENTS BY CITY

	Interval Year	Opening date	Closing date	Space						Exhibitors						Visitors/Visits (*)		Organiser	Auditor	Sector	
				Rented Space (sq.m)				With their own stands		Represented firms		Admission for Trade/Public	Total	Foreign/International (*)	Total	Foreign/International (*)					
				Total	Halls	Open air	Foreign/International (*)	Total	Foreign/International (*)	from ... countries	Total						Foreign/International (*)				
Rimini (I)																					
BBTECH EXPO	1	19/2	22/2	1 992	1 992	187	0	0	8	69	13	0	0	T	31 339	1 314	439	10	19		
BEER & FOOD ATTRACTION	1	19/2	22/2	11 963	11 963	686	0	0	19	363	22	73	63	T/P			439	10	2		
ECOMONDO	1	7/11	10/11	73 360	72 545	4 315	815	0	34	1 416	215	155	66	T	64 311	4 502	439	10	10		
ENADA PRIMAVERA	1	14/3	16/3	3 744	3 744	555	0	0	12	75	13	11	6	T	4 927	353	439	5	3		
EXPODENTAL MEETING	1	18/5	20/5	8 161	8 161	1 153	0	0	23	297	62	57	24	T	5 468	291	619	5	22		
FIERAVICOLA	2	3/5	5/5	3 644	3 644	250	0	0	21	140	31	13	9	T	4 066	1 022	307	10	1		
KEY ENERGY	1	22/3	24/3	20 661	20 597	5 775	64	0	26	569	185	38	18	T	23 404	1 540	439	10	9		
MACFRUT	1	3/5	5/5	21 530	21 530	4 482	0	0	57	978	396	137	17	T	25 670	9 807	133	10	1		
MIR TECH	1	2/4	4/4	4 420	4 196	256	224	0	10	58	5	24	19	T	7 092	163	440	5	3		
RIMINI WELLNESS	1	1/6	4/6	13 136	13 136	630	0	0	16	253	30	0	0	T/P	48 783	2 918	439	5	3		
SIA	1	11/10	13/10	13 170	13 170	649	0	0	12	286	22	19	5	T			439	10	2	See note 1	
SIGEP	1	21/1	25/1	49 630	49 630	3 991	0	0	26	751	121	43	13	T			439	10	2		
SUN	1	11/10	13/10	6 999	6 999	344	0	0	4	92	6	0	0	T			439	10	19	See note 1	
SUPERFACES	1	11/10	13/10	677	677	0	0	0	0	24	0	3	3	T			440	10	12	See note 1	
TTG	1	11/10	13/10	22 628	22 628	5 418	0	0	86	645	189	1 568	530	T	30 197	2 340	439	10	6	See note 2	
WMF - FESTIVAL SULL'INNOVAZIONE DIGITALE E SOCIALE	1	15/6	17/6	7 172	7 172	1 852	0	0	48	657	214	0	0	T	14 005	741	675	10	8		
Note 1: "Visitors" statistics included in "TTG"																					
Note 2: "Visitors" statistics includes those of "SIA", "SUPERFACES" and "SUN"																					
Riva del Garda - TN (I)																					
EXPO RIVA SCHUH & GARDA BAGS	2x1	17/6	20/6	25 647	25 647	19 477			41	980	802	25	17	T	4 693	3 161	642	10	25		
EXPO RIVA SCHUH & GARDA BAGS	2x1	14/1	17/1	23 315	23 315	17 486			38	819	641			T	4 451	2 438	642	5	25		
HOSPITALITY	1	6/2	9/2	15 216	15 216	586			26	539	13	83	52	T/P	18 356	443	642	10	2		
ROANNE (F)																					
SALON DE NOEL - ROANNE	1	8/12	10/12	642	642	9	0	0	1	70	1	0	0	P	15 094	0	349	7	27		
Roma (I)																					
BLUE PLANET ECONOMY EUROPEAN MARITIME EXPOFORUM	1	10/10	12/10	762	762				4	38	4			T	273	22	306	10	1,9,10		
Borsa del Matrimonio in Italia - BMII	1	20/10	21/10	12 000	12 000				1	58		66		T	80	45	311	5	2,3,6		
Canapa Mundi	1	17/2	19/2	408	408				12	79	33	15	8	T/P	10 293	1 080	754	5	10		
EVOOTRENDS	1	24/11	26/11	630	630				1	630				T/P	1 381	211	400	5	1		
Festival dell'Oriente	1	22/4	1/5	8 220	8 220				13	149	31			T/P	41 500		400	5	2,3,6		
Fiera Mondiale Campionaria del Peperoncino di Rieti	1	30/8	3/9	7 580	4 375	375	3 205	1 205	14	145	15	20	10	T/P	182 650	1 150	67	5	1,2,3,27		
Maker Faire Rome - The European Edition	1	20/10	22/10	85 000	50 000		35 000		18	516	79			T/P	55 792	4 687	423	5	1,2,5		
MIA Mercato Internazionale Audiovisivo	1	9/10	13/10	1 042	1 042	395	0	0	6	35	28	241	205	T	1 371	562	43	10	21		

(*) Please refer to each national definition given at the beginning of the report

2023 PHYSICAL EVENTS BY CITY

	Interval Year	Opening date	Closing date	Space					Exhibitors					Visitors/Visits (*)			Organiser	Auditor	Sector
				Rented Space (sq.m)					With their own stands			Represented firms		Admission for Trade/Public	Total				
				Total	Halls		Open air		from ... countries	Total	Foreign/ International (*)	Total	Foreign/ International (*)		Total	Foreign/ International (*)			
Roma (I)																			
NSE - New Space Economy European Expoforum	1	5/12	7/12	3 014	3 014	24			2	60	1			T	1 069	75	306	10	19,20,21
RO.ME Museum Exhibition	1	15/11	17/11	1 566	1 566	68			5	43	6	3	3	T	562	46	306	10	2,4,6
Roma International Estetica	1	4/2	6/2	3 970	3 970	225			13	62	6	59	23	T/P	5 810	52	306	10	14
ROMASPOSA - Salone Internazionale della Sposa	2x1	19/10	22/10	7 000	5 000		2 000		15	200		87	45	T/P	16 800	600	312	5	2,3,4
ROMASPOSA - Salone Internazionale della Sposa - Primavera/Estate	2x1	20/1	22/1	8 000	6 000		2 000		28	120		90	54	T/P	16 800	600	311	5	2,3,4
Rome Bridal Week	1	25/3	27/3	3 985	3 985				10	27	16			T	1 788	582	472	10	2,25
Rome Fashion Week	1	10/6	12/6	6 498	6 498				9	31	14			T	1 143	229	472	5	2,25
ROMICS	2x1	30/3	2/4	5 959	5 959	408	0	0	6	190	14	21	21	P	108 193	83	306	10	3
ROMICS AUTUNNO	2x1	5/10	8/10	5 057	5 057	620	0	0	9	203	19	21	21	P	102 490	160	306	10	3
Welfair - la Fiera del Fare Sanità	1	18/10	20/10	37 750	37 750	6			7	45	1	7	6	T	825	9	306	10	22
ZEROEMISSION MEDITERRANEAN	1	10/10	12/10	4 276	4 276	1 393			13	146	69			T	2 616	277	306	10	10
ROMANS (F)																			
FOIRE EXPOSITION DAUPHINE - ROMANS	1	14/4	20/4	10 688	6 465	9	4 223	0		206	1			P	66 284		322	7	27
Rotterdam (NL)																			
Breakbulk Europe	1	6/6	8/6							632				T	1 400		388		19
Europort	2	7/11	10/11	23 218	23 218					1 051				T	24 470		649		26
Excellent Woonbeurs Rotterdam Ahoy	1	23/11	26/11	7 000	7 000					120				P	24 000		256		12
Gastvrij Rotterdam	1	18/9	20/9	11 017	11 017					519				T	18 559		649		2
InfraTech	2	17/1	20/1	9 234	9 234					500				T	20 844		649		5
Intermodal Europe	1	10/10	12/10	3 000	3 000					120				T	6 500		410		17
M+R	1	4/10	5/10							250				T	3 000		277		19
Maintenance NEXT	2	18/4	20/4	5 798	5 798					250				T	8 554		649		19
NIDV Symposium & Tentoonstelling	1	29/11	30/11	10 550	10 550					165				T	1 250		721		7
Pumps & Valves	2	4/10	5/10	2 295	2 295					32				T	1 200		202		19
Record & CD Fair	1	4/3	4/3	1 000	1 000					70				P	1 400		34		3
Rotterdam Tattoo Convention	1	11/3	12/3	2 150	2 150					150				P	3 000		649		3
Solids	2	4/10	5/10	2 295	2 295					72				T	874		202		19
Stocexpo Europe	1	14/3	16/3	1 605	1 605					107				T	3 000		202		19
Stoffen Spektakel Rotterdam	1	10/3	10/3	1 734	1 734					45				P	9 400		723		3
Sutdiekeuzebeurs West	1	8/12	9/12	2 158	2 158					114				P	13 500		577		8
TOC Europe	1	13/6	15/6	6 662	6 662					200				T	4 000		410		26
Winter-Fair Ahoy	1	14/12	17/12	4 900	4 900					127				P	14 000		650		13
ROUEN (F)																			
AUTO MOTO RETRO - ROUEN	1	16/9	17/9	12 678	9 618	243	3 060	200	4	214	10	0	0	P	15 093	3 620	651	7	3

(*) Please refer to each national definition given at the beginning of the report

2023 PHYSICAL EVENTS BY CITY

	Interval Year	Opening date	Closing date	Space						Exhibitors					Visitors/Visits (*)		Organiser	Auditor	Sector		
				Rented Space (sq.m)						With their own stands			Represented firms		Admission for Trade/Public	Total					
				Total	Halls		Open air		from ... countries	Total	Foreign/International (*)	Total	Foreign/International (*)	Total		Foreign/International (*)				Total	Foreign/International (*)
					Total	Foreign/International (*)	Total	Foreign/International (*)													
ROUEN (F)																					
	1	29/9	1/10	1 130	1 130	12	0	0	1	69	1	0	0	P	5 845	1 122	651	7	3		
	1	28/9	1/10	1 103	1 103	48	0	0	3	119	5	2	0	P	12 364	55	651	7	3		
	1	24/3	2/4	16 995	9 288	107	7 707	65	7	380	10	0	0	P	63 467	19	651	7	27		
	1	29/9	1/10	1 736	1 736	0	0	0	0	84	0	2	0	P	5 845	5 541	651	7	12		
	1	11/2	12/2	2 569	2 569	125	0	0		225	12			P	15 276		285	7	27		
	1	14/4	16/4	2 025	2 025	420	0	0		405	84			P	9 741	0	652	6	22		
	1	10/11	12/11	3 048	3 048	28	0	0	2	274	2	0	0	P	35 431	0	651	7	1		
	2x1	11/5	12/5	619	619		0	0		102				T	1 194		144	7	3		
	2x1	5/10	6/10	603	603	0	0	0	0	90	0	10	0	T	1 418	0	144	7	4		
Rovaniemi (SF)																					
	1	22/4	23/4	808	710		98		2	62		0		T/P	2 281		567		5		
SAINT-AIGNAN-SUR-CHER (F)																					
	2x1	6/4	6/4	248	248		0	0		57				T	440		144	7	3		
SAINT-BRIEUC (F)																					
	1	3/11	5/11	603	603	9	0	0	1	62	1	0	0	P	4 385	0	342	7	2		
	1	4/3	6/3	3 335	3 308	9	27	0	1	140	1	0	0	P	10 805	0	664	7	12		
SAINT-ETIENNE (F)																					
	1	26/10	29/10	4 644	4 644	0	0	0	0	20	0	0	0	P	5 315	3 758	352	7	3		
	1	22/9	2/10	12 261	7 178	207	5 083	0	4	210	4	0	0	P	56 058	0	352	7	27		
	1	3/3	6/3	1 595	1 595		0	0		76				P	9 527		127	7	12		
SAINT-MALO (F)																					
	1	25/2	27/2	456	456		0	0		71				P	5 528		347	7	2		
	1	25/5	29/5	1 462	1 462	75	0	0	3	283	86	0	0	P	26 825	0	242	7	3		
	1	10/3	12/3	893	893		0	0		61				P	3 266		347	7	12		
Sakarya (TR)																					
	1	6/9	9/9	48 740	48 740	16			1	205	1	1	1	T/P	31 528	1 103	457	14	12,5		
	1	9/11	12/11	14 100	14 100					185				T/P	127 721		354	14	1		
Samsun (TR)																					
	1	30/9	8/10	3 144	3 144					119			0	T/P	218 365		762	14	8		
	1	18/10	22/10	6 005	6 005	120			3	66	0	3	3	T/P	71 493	96	762	14	1		

(*) Please refer to each national definition given at the beginning of the report

2023 PHYSICAL EVENTS BY CITY

	Interval Year	Opening date	Closing date	Space					Exhibitors					Visitors/Visits (*)			Organiser	Auditor	Sector	
				Rented Space (sq.m)					With their own stands			Represented firms		Admission for Trade/Public	Total	Foreign/International (*)				
				Total	Halls		Open air		from ... countries	Total	Foreign/International (*)	Total	Foreign/International (*)							
					Total	Foreign/International (*)	Total	Foreign/International (*)												
Samsun (TR)																				
Samsun Construction 2023 7th Building, Construction Materials, Installation, Heating, Cooling, Air Conditioning, Natural Gas and Technologies Fair	1	4/5	7/5	4 344	4 344						71			0	T/P	19 926	106	762	14	5
Şanlıurfa (TR)																				
Şanlıurfa Agriculture and Animalhusbandry Fair	1	15/2	19/2	1 500	1 500	0			0	37	0	0	0	T/P	35 000	0	356	14	1,46	
9th Şanlıurfa Food, Agriculture and Livestock Fair	1	7/12	10/12	10 000	10 000	0				81	10	0	0	T/P	57 700	0	715	14	1,2	
Şanlıurfa Book Fair	1	3/12	11/12	6 452	6 452	196			5	179	5	8	8	T/P	9 871	2 663	273	14	8,29	
Book Fair Şanlıurfa	1	18/11	26/11	10 000	10 000	0				65	0	0	0	T/P	312 000	0	273,234	14	8	
Şanlıurfa Marriage Preparations and Furniture Fair	1	13/9	18/9	5 581	5 581	0			0	98	0	0	0	T/P	4 512	36	773	14	12,35	
Şanlıurfa Agriculture and Animalhusbandry Fair	1	4/5	7/5	13 400	13 400	280			1	75	1	2	2	T/P	61 234	22	356	14	1	
Şanlıurfa Food, Local Products, Souvenir and Hand Made Products Fair	1	15/9	24/9	4 000	4 000	0				72	0	0	0	T/P	187 000	0	513	14	1	
Şanlıurfa Food, Food Technologies Fair	1	4/5	7/5	600	600	0				20	0	0	0	T/P	61 234	0	356	14	2	
SANTA CRUZ DE TENERIFE (E)																				
EXPOSALDO - Liquidación, Oferta y Descuento	1	8/11	12/11	4 556	4 160	0	0	0	1	82	0	0	0	P	37 685	0	408	11	27	
FEBODA - Feria de la Boda, Ceremonia, Regalos y Complementos	2	20/10	22/10	3 426	1 720	0	0	0	1	57	0	0	0	P	2 714	0	408	11	3,25	
GASTROCANARIAS - VIII Salón Gastronómico de Canarias	1	23/5	25/5	5 780	3 904	0	493	9	2	93	1	0	0	T/P	11 209	0	408,429	11	2	
Santa Lucia Di Piave - TV (I)																				
Fiera internazionale dell'agricoltura	1	8/12	11/12	25 828	888	0	24 940	0	236	308	72	308	72	T/P	29 333		84	10	1	
SANTANDER (E)																				
FERIA DEL PRODUCTO DE CANTABRIA	1	8/12	10/12	1 038	1 038	0	0	0	1	89	0	0	0	P	18 758	0	208		2	
FERIA EMPLEO SANTANDER 2023		22/9	22/9	534	534	0	0	0	1	89	0	0	0	P	2 321	0	23		8	
II FERIA OUTLET	1	29/9	1/10	1 036	1 036	0	0	0	1	61	0	0	0	P	12 813	0	114		25	
LOVE DAY "UNA BODA CON ENCANTO"	2x1	30/4	30/4	448	448	0	0	0	1	36	0	0	0	P	1 810	0	470		3	
LOVE DAY "UNA BODA CON ENCANTO"	2x1	12/11	12/11	748	748	0	0	0	1	41	0	0	0	P	1 975	0	470		3	
VII SALÓN INMOBILIARIO DE LA VIVIENDA Y DECORACIÓN DE CANTABRIA	1	2/6	4/6	1 123	1 123	0	0	0	1	53	0	0	0	P	3 954	0	208		12	
XXXI ARTESANDESANTANDER	1	15/7	19/7	924	924	41	0	0	3	42	2	0	0	T/P	3 743	0	57		3	
Seinäjoki (SF)																				
Lakeus Kokkaa	1	9/5	9/5	233	233		0		3	55		0		T	427		599		2	
SEVILLA (E)																				
AUT - AUTÉNTICA PREMIUM FOOD FEST		25/9	26/9	4 050	1 674	20	0	0	2	68	1	16	0	T	6 257	65	563	11	2	
FERIA ANDALUZA DE ARTE Y CULTURA		13/4	16/4	1 027	1 027	0	0	0	1	29	0	0	0	P	965	0	501		3	

(*) Please refer to each national definition given at the beginning of the report

2023 PHYSICAL EVENTS BY CITY

	Interval Year	Opening date	Closing date	Space					Exhibitors					Visitors/Visits (*)			Organiser	Auditor	Sector
				Rented Space (sq.m)					With their own stands			Represented firms		Admission for Trade/Public	Total				
				Total	Halls		Open air		from ... countries	Total	Foreign/ International (*)	Total	Foreign/ International (*)		Total	Foreign/ International (*)			
SEVILLA (E)																			
FORUM GIPHAR		6/10	7/10	672	672	672	0	0	1	0	51	0	0	T	0	341		22	
I INARI	1	16/12	4/1	14 400	14 400									P	44 148	0	703		3
III MANGAFEST SUMMER EDITION	1	24/6	25/6	14 400	14 400	0	0	0	1		0		0	P	10 768	0	97		3
INSOAN - Salón de Infraestructuras Sostenibles de Andalucía		2/3	3/3	1 516	1 516	0	0	0	1	42	0	0	0	T	556	0	301,333	11	5
IV ATTENDIS UNIVERSITY SUMMIT	1	2/2	2/2	900	900	0	0	0	1	20	0	0	0	T	718	0	131		8
IV SEVILLA CLASSIC GAS	1	3/3	5/3	10 000	3 378	0	6 622	0	1	76	0	0	0	P	3 999	0	61		16
IV SHISHA MESSE, FERIA DE LA CACHIMBA	1	16/6	18/6	3 422	0	0	3 422	3 226		42		0	0	T/P	15 000	0	613		1
IV SURMUEBLE - Salón Profesional de Fabricantes	2	21/3	24/3	10 250	10 250	0	0	0	1	64	0	26	0	T	3 272	71	301	11	12
XII EXPOBELLEZA - Feria de la Belleza, Salud y Bienestar	1	4/2	6/2	1 346	1 346	64	0	0	5	61	5	0	0	T/P	5 683	0	301	11	14
XIII SALÓN DEL MOTOR DE SEVILLA	1	26/10	29/10	28 563	22 448	0	6 115	0	1	43	0	68	0	T/P	41 045	0	301,281	11	16
XIV MANGAFEST	1	8/12	10/12	14 400	14 400									P	20 748	0	97		3
XVI FERIA DE LA MUJER	1	6/10	7/10	2 200	2 200	0	0	0	1	16	0	0	0	P	6 000	0	552		3
XVII Encuentro Nacional de Rescate, ENRAT	1	7/6	9/6	7 959	7 959	0	0	0	1	20	0	0	0	T	1 534	0	44		26
XXI FERIA DE LAS CIENCIAS	1	10/5	12/5	7 200	7 200	0	0	0	1	123	0	0	0	T	17 269	0	697		8
XXIX SIMOF - SEMANA INTERNACIONAL DE MODA FLAMENCA	1	26/1	29/1	1 261	1 261	0	0	0	1	85	0	0	0	T/P	24 182	0	301	11	25
XXVI SEVILLA DE BODA	1	20/11	22/11	1 312	1 312	0	0	0	1	80	0		0	P	3 899	0	301	11	3
XXXVIII FERIA DEL CORREDOR	1	17/2	18/2	10 800	10 800		0	0		54				P	18 738	0	711		3
SILLEDA (E)																			
AQUAFUTURE	2	28/3	30/3	5 277	4 200	1 300	300	0	24	151	52	0	0	T	2 400	470	575		1
FERIA DE SUMINISTROS Y FERRETERÍA INDUSTRIAL, PROTECCIÓN LABORAL Y MAQUINARIA (EXPOFERR)	2	9/2	11/2	2 290	2 290	760	0	0	11	91	21	320	80	T	3 850	0	364		19,7
FERIA DE TRANSPORTE DE VIAJEROS POR CARRETERA (EXPOBUS)	2	16/11	18/11	18 827	6 638	390	0	0	18	61	7	63	36	T	1 548	119	289	11	26
FERIA INTERNACIONAL DE SEGURIDAD, DEFENSA Y EMERGENCIAS (SEDEXPO)	2	28/11	30/11	38 277	3 704	115	0	0	22	84	8	119	57	T	2 843	55	289	11	7
FERIA INTERNACIONAL ABANCA SEMANA VERDE DE GALICIA / SALIMAT ABANCA	1	8/6	11/6	39 677	13 203	1 057	3 770	0	25	550	47	353	153	T/P	102 689	15 210	289	11	27,2
FERIA PROFESIONAL DE MAQUINARIA, AGRICULTURA Y GANADERÍA (ABANCA CIMAG-GANDAGRO)	2	2/3	4/3	13 048	10 730	529	0	0	26	166	11	233	175	T	12 361	347	289	11	1
Sivas (TR)																			
Sivas 8.Agriculture and Livestock Fair	1	6/9	10/9	6 000	6 000				11	89			11	T/P	28 002	563	686	14	1
Sopot (PL)																			
CAVALIADA SOPOT	1	2/2	5/2	455	420	0	35	0	1	34	0			P	13 500		555	4	3

(*) Please refer to each national definition given at the beginning of the report

2023 PHYSICAL EVENTS BY CITY

	Interval Year	Opening date	Closing date	Space					Exhibitors					Visitors/Visits (*)			Organiser	Auditor	Sector	
				Rented Space (sq.m)					With their own stands			Represented firms		Admission for Trade/Public	Total					
				Total	Halls		Open air		from ... countries	Total	Foreign/ International (*)	Total	Foreign/ International (*)		Total	Foreign/ International (*)				
					Total	Foreign/ International (*)	Total	Foreign/ International (*)												
STRASBOURG (F)																				
EXPOBIOGAZ	1	7/6	8/6	2 139	2 139	461	0	0	8	197	43	0	0	T	1 436	37	345	7	9	
HABITAT - STRASBOURG	1	31/3	3/4	2 188	2 188	9	0	0	1	87	1	0	0	P	6 286	0	353	7	12	
SOLUTIONS CSE - STRASBOURG	2x1	16/3	17/3	488	488	3	0	0		72	1			T	850		144	7	3	
SOLUTIONS CSE STRASBOURG	2x1	17/10	18/10	502	502	6	0	0	2	77	2	9	0	T	1 232	0	144	7	4	
VINS DES VIGNERONS INDEPENDANTS - STRASBOURG	1	3/2	6/2	3 434	3 434		0	0		558				P	38 465		788	7	1	
Stuttgart (D)																				
CMT - Die Urlaubsmesse	1	14/1	22/1	75 551	75 129	14 488	422	36	56	1 543	399			T/P	264 930	7 948	476	8	3,6	
didacta	1	7/3	11/3	19 451	19 451	1 314			64	718	186	10	1	T/P	56 256	562	476	8	8	
eltefa	2	28/3	30/3	17 181	17 181	1 189			17	395	43	12	2	T	22 174	887	476	8	18	
FACHDENTAL Südwest	1	13/10	14/10	2 781	2 781	171			7	166	12			T	3 081	31	476	8	22	
FAIR HANDELN	1	13/4	16/4	1 372	1 372	45			5	96	4	13	2	P	13 679		476	8	27	
GARTEN outdoor ambiente	1	13/4	16/4	2 422	2 422	67			3	115	5			P	28 434		476	8	3	
GiveADays	2	30/3	1/4	364	364	94			3	34	9			T	7 311	658	476	8	4	
hy-fcell	1	13/9	14/9	2 011	2 011	270			15	163	24	1		T	2 227	356	476	8	9	
i-Mobility	1	13/4	16/4	1 562	1 562	54			5	38	4			T/P	10 148	304	476	8	16	
IN.STAND	1	7/11	8/11	1 239	1 239	82			6	74	6	13	1	T	939	47	476	8	10,19	
Invest	1	17/3	18/3	3 413	3 413	428			13	124	25			T/P	12 582	503	476	8	4	
KREATIV	1	13/4	16/4	2 154	2 154	270			14	121	21			P	18 037	360	476	8	3	
LogiMAT	1	25/4	27/4	66 827	65 510	19 832	1 317	250	38	1 592	536			T	62 069	13 531	243	8	26	
Markt des guten Geschmacks	1	13/4	16/4	2 760	2 760	710			10	229	72			P	37 327		476	8	2	
Medizin/TheraPro	1	3/2	5/2	5 311	5 311	183			8	272	11	2		T	10 970	219	476	8	22	
Moulding Expo	2	13/6	16/6	8 684	8 684	3 122			25	376	139			T	5 512	1 047	476	8	19	
parts2clean	2	26/9	28/9	4 241	4 241	700			14	153	35			T	3 065	719	476	8	19	
Stuttgarter MesseHerbst	1	23/11	26/11	16 581	16 581	1 303			27	815	110			P	114 799	1 148	476	8	3	
SÜFFA	1	21/10	23/10	6 553	6 553	515			8	208	23			T	7 543	377	476	8	2,19	
TecStyle Visions	2	30/3	1/4	6 489	6 489	2 808			23	164	78			T	9 927	1 588	476	8	25	
Wetec	2	30/3	1/4	2 233	2 233	273			13	96	26			T	8 078	1 050	476	8	4	
Swiebodzin (PL)																				
EKO-LAS	2	7/9	9/9	32 417	218	15	32 199	2 555	9	96	18			T	5 335		555	4	1	
GREEN AREA SHOW	1	7/9	9/9	3 038	0	0	3 038	800	3	12	2			T	incl. in EKO-LAS		555	4	5	
Swinoujscie (PL)																				
CAVALIADA SUMMER JUMPING	1	22/6	25/6	618	241	0	377	0	2	33	1			P	6 485		555	4	3	
Tampere (SF)																				
Apuväline event 2023	2	9/11	11/11	3 080	3 044		36		5	178		10		T/P	8 004		265		22	
Asta Fair 2023	1	3/2	5/2	4 233	4 082		151		3	249		0		P	12 003		728		5	

(*) Please refer to each national definition given at the beginning of the report

2023 PHYSICAL EVENTS BY CITY

	Interval Year	Opening date	Closing date	Space					Exhibitors					Visitors/Visits (*)				Organiser	Auditor	Sector
				Rented Space (sq.m)					With their own stands			Represented firms		Admission for Trade/Public	Total					
				Total	Halls		Open air		from ... countries	Total	Foreign/International (*)	Total	Foreign/International (*)		Total	Foreign/International (*)				
Tampere (SF)																				
Finnish Craft & Design 2023	1	17/11	19/11	6 068	6 034		34		2	716		0		P	41 644		728		12, 13	
KoneAgria	2	12/10	14/10	17 880	15 519		2 361		10	413		0		T	17 243		745		19	
Lemmikki Tampere 2023	1	2/9	3/9	1 360	1 360		0		2	85		0		P	10 723		728		3	
Network trade Fairs Ltd	2	25/1	26/1	5 017	5 001		16		11	185		267		T	4 305		728		4	
Subcontracting 2023	1	26/9	28/9	15 457	15 135		322		18	1 019		822		T	16 859		728		5	
Tampere Wedding Exhibition 2023	1	4/2	5/2	449	449		0		1	60		0		P	9 468		728		3	
The Finnclean Trade Fairs Ltd	2	15/3	16/3	2 267	2 267		0		5	82		0		T	4 378		728		4	
The Gymtec & Sportec Trade Fairs Ltd	2	15/3	16/3	1 893	1 875		18		4	70		0		T	1 150		728		3	
The Horses Fair 2023	1	15/4	16/4	3 458	3 292		166		4	183		0		P	18 962		728		3	
Yard & Nature 2023, Travelling in Finland 2023	1	6/5	7/5	3 257	3 217		40		3	183		0		P	6 076		728		3, 6	
TARBES (F)																				
AGRICULTURE - TARBES	1	9/3	12/3	20 202	12 553	630	7 649	65		284	15			P	61 746		674	7	1	
BIEN ETRE PYRENEES TARBES	1	23/9	24/9	642	642	18	0	0	1	77	1	0	0	P	2 856	0	729	7	14	
BOURSE D'ÉCHANGE - TARBES	1	15/4	16/4	7 576	7 576	61	0	0		222	3			P	8 000	0	139	6	3	
BRADERIE DU SKI	1	3/11	5/11	1 474	1 474	0	0	0	0	22	0	0	0	P	6 420	19 689	729	7	3	
BRADERIE SPORTS LOISIRS	1	9/6	11/6	943	943	0	0	0	0	20	0	0	0	P	4 327	0	729	7	3	
BREAKFIT - SALON DE LA FORME	1	13/5	14/5	207	207	0	0	0	0	9	0	0	0	P	2 465	0	729	7	3	
LE PRINTEMPS DES ZEN'ERGIES - TARBES	1	29/4	30/4	385	385	18	0	0		56	1			P	3 116		729	7	9	
MAISON - TARBES	1	13/10	15/10	1 622	1 622	0	0	0	0	97	0	0	0	P	3 575	0	123	7	12	
MARIAGE, PACS ET FETE - TARBES	1	21/1	22/1	810	810		0	0		84				P	1 855		121	7	3	
SALON DES SENIORS - TARBES	1	1/4	2/4	661	661		0	0		59				P	1 607		121	7	3	
TARBES GEEK FESTIVAL	1	2/12	3/12	306	306	0	0	0	0	29	0	0	0	P	2 900	381	729	7	3	
Tekirdağ (TR)																				
2nd Trakya Camp, Caravan, Nature Sports, Hunting, Shooting, Fishing, Alternative Tourism, Land Vehicles, Sports & Outdoor Clothing and Accessories Fair	1	16/5	20/5	7 000	7 000					43				T/P	35 000	5 000	637	14	3	
6. Euro Animalia Trakia European Livestock Milk and Dairy Products Industrial, Business Machines Fair	1	31/7	5/8	8 000	8 000					46				T/P	75 000	5 000	637	14	1	
Agriculture and Technology Days 2023	1	6/9	9/9	15 140	15 140	800			1	102	1	22	22	T/P	22 325	115	187	14	1	
Çerkezköy Industrial Fair ÇEF 2023	1	13/9	15/9	2 600	2 600					115				T/P	5 000		637	14	19	
Çorlu 16. Tarımtech Trakia European Livestock Industry and Food Fair	1	31/7	5/8	16 000	16 000	200			1	91	1			T/P	75 000	5 000	637	14	1	
Teverola - CE (I)																				
Mia Sposa	1	7/10	15/10	4 000	4 000		0		14	140	41			T/P	11 046	1 124	500	10	3	

(*) Please refer to each national definition given at the beginning of the report

2023 PHYSICAL EVENTS BY CITY

	Interval Year	Opening date	Closing date	Space					Exhibitors					Visitors/Visits (*)			Organiser	Auditor	Sector	
				Rented Space (sq.m)					With their own stands			Represented firms		Admission for Trade/Public	Total					
				Total	Halls		Open air		from ... countries	Total	Foreign/ International (*)	Total	Foreign/ International (*)		Total	Foreign/ International (*)				
Thessaloniki (GR)																				
Ufi Beyond	1	24/5	26/5	4 166	4 166	66	0	0		161	10	0	0	T	5 300	513	750	9	7, 19, 21	
Ufi Detrop - Oenos	1	18/2	20/2	3 825	3 825	240	0	0		269	13	0	0	T	23 412	1 474	750	9	2	
Ufi Forward Green and Renewable Energy Tech	1	8/6	10/6	2 254	2 254	183	0	0		92	28	0	0	T/P	1 826	44	750		10	
Ufi Freskon	1	23/6	25/6	3 430	3 430	430	0	0		219	46	0	0	T	4 339	575	750	9	1	
Ufi Kosmima	1	21/10	23/10	1 121	1 121	64	0	0		52	3	0	0	T	2 041	123	750	9	24	
Ufi Philoxenia	1	10/11	12/11	3 812	3 812	418	0	0		210	28	0	0	T/P	24 675	534	750	9	3	
Ufi Thessaloniki International Book Fair	1	4/5	7/5	3 863	3 863	424	0	0		323	41	0	0	P	88 333	-	750	9	3	
Ufi Thessaloniki International Trade Fair	1	9/9	17/9	32 915	27 344	8 297	5 571	270		1 112	147	0	0	P	123 864	6 812	750	9	13	
Ufi Zootechnia	2	31/1	3/2	13 433	13 433	741	0	0		320	33	0	0	T/P	55 413	517	750	9	1	
Tokat (TR)																				
Ufi Tokat Food Agriculture, Livestock and Local Products Fair	1	26/9	30/9	5 000	5 000	0		0		80	0	0	0	T/P	140 000	140 000	585	14	1	
Torino (I)																				
Ufi A&T AUTOMATION & TESTING	1	22/2	24/2	18 500	18 500	0	0	0		16	402	8	0	T	6 812	381	10	5	18	
Ufi ARTISSIMA, INTERNAZIONALE D'ARTE CONTEMPORANEA - TORINO	1	2/11	5/11	5 559	5 559	2 447	0	0		12	183	26	0	T/P	34 250	0	47	5	3	
Ufi EUROMINERALEXPO – MOSTRA MERCATO DI MINERALI, GEMME, FOSSILI	1	6/10	8/10	10 500	10 500	5 250	0	0		13	240	19	0	T/P	7 576	1 589	105	5	3	
Ufi FUTURA - CHALLENGE FOR A BETTER MOTION	1	16/11	17/11	2 200	2 000	0	200	0		43	51	8	0	T	1 689	45	332	5	5	
Ufi HORECA EXPOFORUM	1	12/3	14/3	12 860	12 860	0	0	0		15	143	2	0	T/P	10 839	0	332	5	2	
Ufi SALONE INTERNAZIONALE DEL LIBRO – TORINO	1	11/5	15/5	121 865	79 165	130	42 700	0		19	1 220	48	0	T/P	215 340	17 500	66	5	8	
TORRE PACHECO (E)																				
Ufi BODA & CELEBRACIONES - SALON DE BODA, COMUNION Y BAUTIZO	1	27/10	29/10	5 000	2 712	0	0	0		1	85	0	0	T/P	1 405	0	407	11	25, 13	
Ufi DESEMBALAJE DE ANTIGUEDADAS	1	22/9	24/9	4 090	4 090	90	0	0		3	114	5	0	T/P	7 751	0	407	11	3, 16	
Ufi EQUIMUR - SALON INTERNACIONAL DE CABALLOS DE RAZAS PURAS	1	24/3	26/3	13 221	1 681	10	0	0		2	40	1	0	T/P	9 914	0	407	11	3	
Ufi EXPOSICION CANINA & SALON DE LA MASCOTA	1	11/11	12/11	7 676	1 392	0	0	0		1	46	0	0	T/P	7 511	0	407, 630	11	1, 3	
Ufi FAME INNOWA - FERIA DE TECNOLOGIA AGRICOLA	2	19/4	22/4	8 438	8 438	0	0	0		1	139	0	0	T	17	0	407	11	1	
Ufi SALON DE LA AUTOMOCION E INDUSTRIAS AFINES	1	1/12	3/12	13 320	13 320	0	0	0		1	44	0	0	T/P	5 441	0	407	11	16	
Ufi SALON DEL CARAVANING Y TIEMPO LIBRE DEL LEVANTE	1	26/1	29/1	6 233	5 478	0	0	0		1	44	0	0	P	8 026	0	407	11	3	
Ufi SALON DEL VEHICULO DE OCASION	1	12/5	14/5	12 133	11 608	0	0	0		1	40	0	0	P	4 027	0	407	11	16	
Ufi WINTER FREAK - SALON DEL MANGA Y LA CULTURA ALTERNATIVA	1	18/2	19/2	8 505	525	0	0	0		1	30	0	0	P	4 863	0	407	11	3	
TOULOUSE (F)																				
Ufi INFOSUP - TOULOUSE	1	13/1	14/1	5 000	5 000		0	0		240	0			P	40 000	0	340	6	4	

(*) Please refer to each national definition given at the beginning of the report

2023 PHYSICAL EVENTS BY CITY

	Interval Year	Opening date	Closing date	Space					Exhibitors					Visitors/Visits (*)			Organiser	Auditor	Sector	
				Rented Space (sq.m)					With their own stands			Represented firms		Admission for Trade/Public	Total	Foreign/ International (*)				
				Total	Halls		Open air		from ... countries	Total	Foreign/ International (*)	Total	Foreign/ International (*)							
					Total	Foreign/ International (*)	Total	Foreign/ International (*)												
TOULOUSE (F)																				
PREVENTICA - TOULOUSE	1	19/9	21/9	4 532	4 532	501	0	0	14	314	27	0	0	T	6 881	34	153	7	22	
SOLUTIONS CSE - TOULOUSE	2x1	16/3	17/3	495	495	6	0	0		89	2			T	900		144	7	3	
SOLUTIONS CSE TOULOUSE	2x1	19/10	20/10	546	546	15	0	0	2	100	5	10	1	T	1 190	0	144	7	4	
TOURS (F)																				
SOLUTIONS CSE - TOURS	2x1	9/3	10/3	288	288		0	0		54				T	532		144	7	3	
Turku (SF)																				
Caravan Show 2023	1	21/4	23/4	8 431	8 391		40		1	35		0		P	6 272		758		3	
Construction & Interior Design 2023	1	10/2	12/2	3 644	3 537		107		1	141		6		P	8 491		758		5	
RekryExpo 14.11.2023	2x1	14/11	14/11	182	182		0		1	30		0		P	1 552		758		4	
RekryExpo 15.3.2023	2x1	15/3	15/3	110	110		0		1	23		0		P	1 672		758		4	
Skilled Women Fair	1	28/10	29/10	914	898		16		2	95		0		P	2 564		758		3	
Turku Book Fair / Turku Food and Wine Fair	1	29/9	1/10	2 252	2 236		16		3	160		0		P	13 493		758		2,8	
Turku Spiring - Garden Fair and Cottage & Boat 2023	1	24/3	26/3	1 850	1 811		39		2	78		0		P	7 024		758		3	
Ulez (PL)																				
ZIELONE AGRO SHOW	1	20/5	21/5	13 978	13 978	500	0	0	3	143	2			T/P			593	4	1	
Uşak (TR)																				
Uşak 8. Aegean Agriculture and Livestock, Dairy Technology, Farm Equipment, Agriculture Machinery and Greenhouse Technology Fair	1	20/9	23/9	17 000	17 000	0			0	175	0	0	0	T/P	79 005	0	354	14	1	
Utrecht (NL)																				
50PlusBeurs	1	12/9	16/9	9 273	9 273					204				P	55 000		597		22	
About Cats & Dogs	1	11/11	12/11	490	490					49				P	2 808		445		3	
BCF Career Event (The Career Event for Bio, Chemistry, Food & Pharma)	1	24/5	24/5	1 200	1 200					62				T	1 750		386		8	
Beauty Trade Special	1	25/3	27/3	5 176	5 176					174				T	10 240		94		14	
Beurs Eigen Huis	2x1	24/3	26/3	6 500	6 500					99				P	6 500		259		12	
Beurs Eigen Huis	2x1	22/9	24/9	6 500	6 500					99				P	6 500		259		12	
Big Data Expo	1	12/9	13/9	1 700	1 700					100				T	4 390		577		21	
Bouwbeurs Utrecht	2	6/2	10/2	7 897	7 897					514				T	67 175		445		5	
Dag van de Openbare Ruimte	1	27/9	28/9	15 950	15 950					2 169				T	6 707		268		5	
De Buitenlandbeurs	1	24/11	25/11	1 074	1 074					117				P	10 000		577		6	
De Nationale GezondheidsBeurs	1	2/2	5/2	7 250	7 250					250				P	33 075		653		22	
De Tankstation Vakbeurs - Mobility Hub Experience	1	15/11	16/11	4 800	4 800					94				T	2 500		615		26	
E-BikeChallenge	1	24/2	26/2	1 500	1 500					41				P	26 594		445		16	
Electronics & Application	1	26/9	28/9	2 151	2 151					96				T	3 750		300		18	

(*) Please refer to each national definition given at the beginning of the report






















2023 PHYSICAL EVENTS BY CITY

	Interval Year	Opening date	Closing date	Space				Exhibitors				Visitors/Visits (*)		Organiser	Auditor	Sector			
				Rented Space (sq.m)				With their own stands		Represented firms		Admission for Trade/Public	Total					Foreign/ International (*)	
				Total	Halls		Open air		from ... countries	Total	Foreign/ International (*)								Total
	Total	Foreign/ International (*)	Total	Foreign/ International (*)		Total	Foreign/ International (*)	Total	Foreign/ International (*)		Total	Foreign/ International (*)							
Utrecht (NL)																			
EventSummit	1	9/3	9/3	13 000	13 000					400				T	3 700		113		4
Fiets en Wandelbeurs	1	24/2	26/2	7 673	7 673					265				P	26 594		382		6
GameForce NL	1	7/10	8/10	2 500	2 500					70				P	13 000		535		3
HBO-ICT Job & Student Event	1	6/10	6/10	1 750	1 750					35				T	1 300		373		8
Heroes Dutch Comic Con	2x1	24/6	25/6	1 900	1 900					314				P	51 174		202		3
Heroes Dutch Comic Con	2x1	18/11	19/11	1 900	1 900					314				P	52 000		202		3
ICT & Logistiek	1	8/11	9/11	5 360	5 360					183				T	6 926		445		26
KamaSutrA Jaarbeurs Utrecht	1	20/4	23/4	7 562	7 562					24				P	12 937		455		27
Kampeer & Caravan Jaarbeurs	1	4/10	8/10	27 217	27 217					178				P	40 176		445		6
KreaDoe	2x1	14/4	16/4	3 675	3 675					214				P	19 257		445		3
KreaDoe	2x1	1/11	5/11	5 000	5 000					232				P	45 611		445		3
LabNL	1	26/9	28/9							68				T	3 750		300		17
Marketing Insights Event	1	9/5	9/5	627	627					100				T	1 278		503		4
MOTORbeurs Utrecht	1	23/2	26/2	12 340	12 340					236				P	99 026		445		16
Nationale Onderwijs Tentoonstelling (NOT)	2	24/1	28/1	7 897	7 897					323				T	23 435		445		8
Overheid360	1	22/3	22/3	1 691	1 691					40				T	900		445		8
Retailbeurs Utrecht (najaarseditie)	1	10/9	12/9	1 363	1 363					132				T	2 814		445		4
Retailbeurs Utrecht (voorjaarseditie)	1	12/3	14/3	5 438	5 438					130				T	4 311		445		4
Second Home Beurs	1	17/3	19/3	7 572	7 572					145				P	12 294		276		15
Spellenspektakel	1	9/11	10/11	6 300	6 300					80				P	25 000		623		13
Studiekeuzebeurs Midden	1	24/11	25/11	1 199	1 199					120				P	21 000		577		8
Taxi Expo - Mobility Hub Experience	1	15/11	15/11	5 714	5 714					35				T	2 000		615		26
Vakantiebeurs Utrecht	1	12/1	15/1	9 618	9 618					699				P	54 477		445		6
Vakbeurs Facilitair & Gebouwbeheer	1	7/6	9/6	8 284	8 284					428				T	6 040		381		4
Verzamelaars Jaarbeurs	1	15/4	16/4	19 257	19 257					1 000				P	9 000		445		3
Webwinkel Vakdagen	1	29/3	30/3	7 140	7 140					250				T	13 500		577		4
Zorg & ICT	1	13/6	15/6	4 036	4 036					235				T	9 825		445		22
Vaasa (SF)																			
Edu+Job Vaasa	1	2/2	2/2	186	186		0	1	30		0			T/P	705		599		4
Wind & Renewable Energy	1	21/3	22/3	231	231		0	5	68		0			T/P	1 495		599		10, 19
VALENCIA (E)																			
2 RUEDAS- Salón de la moto y Salón de la Bici.	1	24/11	26/11	10 868	7 062	33	0	0	2	58	1	0	0	P	17 801	21	293	11	16
BABY KID - Puericultura	1	26/1	28/1	10 262	4 760	953	0	0	13	93	20	0	0	T			293, 53	11	25
BEAUTY VALENCIA - Salón Profesional de estética, uñas, peluquería y barbería.	1	28/1	30/1	3 094	1 226	60	0	0	5	73	4	0	0	T	8 006	69	293	11	5

See note 1

(*) Please refer to each national definition given at the beginning of the report

2023 PHYSICAL EVENTS BY CITY

	Interval Year	Opening date	Closing date	Space						Exhibitors						Visitors/Visits (*)		Organiser	Auditor	Sector		
				Rented Space (sq.m)						With their own stands			Represented firms			Admission for Trade/Public	Total					Foreign/ International (*)
				Total	Halls		Open air		from ... countries	Total	Foreign/ International (*)	Total	Foreign/ International (*)									
					Total	Foreign/ International (*)	Total	Foreign/ International (*)														
VALENCIA (E)																						
 CEVISAMA - Salón Int. de la cerámica para arquitectura, equipamiento de baño, piedra natural, materias primas...	1	27/2	3/3	34 786	32 297	8 344	0	0	27	438	131	69	55	T	53 054	14 905	293	11	5			
 DIA MÁGICO By FIMI - Feria Comunión y Ceremonia	1	12/5	14/5	3 315	1 600	133	0	0	6	95	13	0	0	T	2 299	199	293	11	25	See note 2		
 DREAMHACK Valencia - Gaming y ocio digital	2x1	7/7	9/7	10 651	1 582	25	0	0	4	45	5	0	0	P	14 512	0	293, 227	11	21			
 DREAMHACK VALENCIA winter	2x1	7/12	10/12	9 028	1 584	43	0	0	3	30	4	0	0	P	12 751	0	293, 227	11	21			
 ECOFIRA - Feria Int. de las soluciones medioambientales y transición ecológica	1	14/11	16/11	3 040	2 944	136	0	0	3	59	2	0	0	T	2 081	33	293	11	10			
 EME - EMOBILITY EXPO WORLD CONGRESS	1	21/3	23/3	4 768	2 002	658	0	0	10	55	15	14	3	T	5 794	453	563	11	16, 26			
 ENERGY GLOBAL EXPO & CONGRESS - Feria de Energías y transición ecológica.	1	14/11	16/11	1 115	480	12	0	0	2	28	1	0	0	T	1 231	19	293	11	10			
 EXPOJOVE	1	26/12	4/1	23 127	23 107	0	0	0	1	80	0	0	0	P	95 687	0	293	11	3			
 FERIA DEL AUTOMOVIL	1	30/11	3/12	32 138	30 234	0	0	0	1	69	0	0	0	P	26 581	0	293	11	16			
 FERIA HABITAT VALENCIA - Feria Int. Mueble, Iluminación	1	19/9	22/9	46 583	43 689	5 864	0	0	13	424	83	0	0	T	36 467	3 122	293	11	12			
 FERIA VEHICULO SELECCIÓN OCASIÓN - Feria Vehículo Ocasión	1	21/4	23/4	25 253	12 215	16	0	0	2	23	1	0	0	P	7 524	0	293	11	16			
 FIESTA Y BODA - Feria de productos y servicios para eventos y celebraciones.	1	10/11	12/11	4 268	2 119	10	0	0	2	161	1	0	0	P	10 885	2	293	11	3			
 FIMI - Feria Int. Moda infantil y juvenil (tendencias otoño /invierno)	2x1	26/1	28/1	2 845	1 627	355	0	0	9	90	22	0	0	T	6 601	674	293	11	25	See note 3		
 FIMI Summer experience - Feria Int. Moda Infantil y Juvenil	2x1	12/5	14/5											T			293	11	25	See note 4		
 FORINVEST -Foro Internacional de productos y servicios financieros, inversiones, seguros y soluciones tecnológicas para el sector	1	8/3	9/3	2 312	1 379	18	0	0	2	97	1	0	0	T	3 674	33	293	11	4			
 FUNERMOSTRA - Feria Int. de productos y servicios funerarios.	2	18/10	20/10	3 991	3 063	512	0	0	8	79	16	0	0	T	2 121	162	293	11	4			
 GASTRÓNOMA - Feria Gastronómica del Mediterráneo	1	12/11	14/11	16 494	4 522	32	0	0	3	239	2	0	0	T/P	11 712	110	293	11	2			
 HOME TEXTILES PREMIUM By Textilhogar - Salón Int. de textiles para el hogar y la decoración.	1	19/9	22/9	3 134	2 961	353	0	0	11	81	9	19	16	T	3 810	370	293	11	12			
 IBERFLORA Feria Int. de planta, flor, jardinería, tecnología y bricojardín.	1	3/10	5/10	14 324	12 110	998	0	0	12	297	53	0	0	T	11 263	966	293	11	1			
 LABORALIA - Certamen integral de la prevención y el bienestar laboral.	2	15/2	16/2	802	448	16	0	0	2	29	1	0	0	T	1 393	6	293	11	7			
 MI BEBE Y YO - Salón del bebé para mamás, papás y futuras familias	1	25/2	26/2	1 386	858	9	0	0	3	41	2	0	0	P	3 619	0	293, 683	11	3			

(*) Please refer to each national definition given at the beginning of the report

2023 PHYSICAL EVENTS BY CITY

	Interval Year	Opening date	Closing date	Space						Exhibitors					Visitors/Visits (*)				Organiser	Auditor	Sector
				Rented Space (sq.m)						With their own stands			Represented firms		Admission for Trade/Public	Total					
				Total	Halls		Open air		from ... countries	Total	Foreign/International (*)	Total	Foreign/International (*)	Total		Foreign/International (*)	Total	Foreign/International (*)			
					Total	Foreign/International (*)	Total	Foreign/International (*)													
VALENCIA (E)																					
SALON DEL COMIC DE VALENCIA	1	3/3	5/3	5 290	2 217	45	0	0	4	283	3	0	0	P	19 584	0	293	11	3		
TERRA ECO - Feria Mediterránea de la agricultura y producción ecológica	1	22/3	23/2	2 153	718	0	0	0	1	63	0	0	0	T	1 553	36	293	11	2		
Note 1: "Visitors" statistics included in those of "FIMI" Note 2: statistics include those of "FIMI Summer experience - Feria Int. Moda Infantil y Juvenil" Note 3: "Visitors" statistics include those of "BABY KID" Note 4: statistics included in those of "DIA MÁGICO By FIMI - Feria Comunità y Ceremonia"																					
VALLADOLID (E)																					
AGRARIA - Feria de Maquinaria	1	24/1	27/1	15 746	13 518	131	1 931	0	19	122	3	280	116	T	29 031	1 646	291	11	1		
EXPOBIOMASA - Feria Internacional de la Bioenergía	2	9/5	11/5	9 731	5 369	1 802	3 962	687	34	173	60	296	202	T	9 596	1 069	78	11	9		
Feria de las Rebajas de Castilla y León	1	11/3	12/3	835	735	0	0	0	1	31	0	0	0	P	2 700	0	291		25		
Feria DeBoda Valladolid	1	28/10	29/10	1 400	1 080	0	0	0	1	60	0	24	0	P	7 600	0	166		25		
Feria del Coleccionismo	1	28/10	29/10	1 750	1 500	0	0	0	1	25	0	0	0	P	2 223	0	461		3		
Feria, Tu Espacio de Ocio y Compras	1	6/9	10/9	13 600	7 752	99	2 050	0	5	101	4	0	0	P	60 954	0	291	11	27		
FIBAR VALLADOLID - Feria Internacional Cocktail Bar	1	23/10	24/10	7 100	6 000	3 500	0	0	4	84	4	116	60	T	5 840	1 146	646		2		
FIMASCOTA - Salón de la Mascota y Animales de Compañía / Exposición Internacional Canina	1	4/3	4/3	18 450	3 200	0	0	0	1	35	0	0	0	P	14 621	0	291,698		3		
FINE- #WineTourism Marketplace	1	1/3	2/3	2 261	1 663	995	0	0	21	189	89	0	0	T	549	118	291	11	6		
INTUR - Feria Internacional de Turismo de Interior	1	16/11	19/11	5 453	4 810	843	0	0	10	193	45	0	0	T/P	32 950	1 484	291	11	6		
MERCARTES - Mercado de las Artes Escénicas	2	7/11	9/11	3 314	2 254	7	0	0	2	142	2	0	0	T	1 256	25	275		3		
NAVIVAL - Parque Infantil de Navidad	1	26/12	4/1	8 520	8 000	0	0	0	1	54	0	0	0	P	21 491	0	291,31		3		
SAHE - Salón del Automóvil Híbrido y Eléctrico	1	14/4	16/4	3 129	1 129	0	0	0	1	24	0	0	0	P	3 028	0	291,807		16		
Salón del Cómic y Manga de Castilla y León	1	11/3	12/3	8 320	4 500		0	0	3	53	2	0	0	P	7 584	0	461		3		
Salón del Gas Renovable	1	3/10	4/10	5 231	2 731	1 116	0	0	17	120	52	94	77	T	3 594	432	78	11	9		
UNITOUR - Salón de Orientación Universitaria	1	1/2	1/2	1 200	1 200	0	0	0	1	30	0	0	0	P	1 517	0	137		8		
V Encuentro Internacional de Oficios Artísticos e Innovación CRAFTINNOVA	1	18/3	18/3	2 600	2 200	0	0	0	1	40	0	0	0	T/P	2 824	0	319		3		
XXVI Feria del Vehículo de Ocasión	1	24/3	26/3	4 200	2 200	0	2 000	0	1	25	0	0	0	P	3 223	0	80		16		
Van (TR)																					
13. East Anatolia Agriculture and Livestock Fair	1	3/5	7/5	8 100	8 100	150			1	134	4			T/P	39 251	410	432	14	1		
13. International Van Anatolia Tourism, Congress and Exhibition	1	28/9	1/10	4 120	4 120	650			2	81	15			T/P	11 325	387	432	14	3		
Anatolia Jewelry Show Van	1	26/5	28/5	4 000	4 000				2	35				T/P	7 800	468	773	14	24		
Building, Structure, Decoration and Real Estate Fair	1	18/5	21/5	7 800	7 800					60				T/P	9 852	470	432	14	5		
Van Beautylife Expo	1	4/6	6/6	4 500	4 500	90			1	42	3	5	5	T/P	9 200	828	773	14	14		

(*) Please refer to each national definition given at the beginning of the report

2023 PHYSICAL EVENTS BY CITY

	Interval Year	Opening date	Closing date	Space						Exhibitors					Visitors/Visits (*)				Organiser	Auditor	Sector
				Rented Space (sq.m)						With their own stands			Represented firms		Admission for Trade/Public	Total					
				Total	Halls		Open air		from ... countries	Total	Foreign/International (*)	Total	Foreign/International (*)	Total		Foreign/International (*)	Total	Foreign/International (*)			
					Total	Foreign/International (*)	Total	Foreign/International (*)													
Van (TR)																					
Van Furniture Decoration Fair	1	10/5	14/5	4 100	4 100						42				T/P	5 345	145	432	14	12	
Van Health Fair and International Health Sciences Congress	1	23/11	25/11	2 300	2 300	240			2		45	4			T/P	2 246	120	432	14	22	
Van Local Products, Food and Handicrafts Fair	1	15/9	17/9	2 280	2 280						29				T/P	22 845	344	432	14	3	
Van Local Products, Food and Handicrafts Fair	1	27/10	5/11	3 150	3 150						52		2	2	T/P	32 850		432	14	2	
Van Marriage Preparations Fair	1	10/5	14/5	5 350	5 350						56				T/P	5 345	145	432	14	3	
Van Mom, Baby and Child Needs Fair	1	7/9	10/9	5 165	5 165						64				T/P	8 265		74	14	27	
Van Solar Energy and Renewable Energy Fair	1	18/5	21/5	3 100	3 100						32				T/P	9 852	470	432	14	9	
VANNES (F)																					
AUX VIGNOBLES ! VANNES	1	10/3	13/3	1 105	1 105	6	0	0			133	1			P	12 211		347	7	2	
VIVING - VANNES	1	4/3	6/3	2 687	2 617	54	70	0			132	1			P	9 845		347	7	12	
Verona (I)																					
ASPHAL TICA	1	3/5	7/5	4 448	3 926	80	522	0	4	71	5	2		T	11 106	450	783	5	5		
EOS - EUROPEAN OUTDOOR SHOW	1	11/2	13/2	14 785	14 785	0	0	0	18	330	34	201	187	T/P	37 757	0	232	10	3		
FIERACAVALLI	1	9/11	12/11	93 600	65 600	12 600	28 000	3 000	24	746	175			P	140 712	15 370	783	5	1		
LETEXPO	1	8/3	11/3	15 312	14 412	2 034	900	200	18	309	47			T	78 601	2 747	783	5	26		
MARMOMAC	1	26/9	29/9	74 570	71 512	35 448	3 058	1 408	54	1 505	1 031			T	51 525	33 941	783	8	5		
MOTOR BIKE EXPO	1	27/1	29/1	22 638	22 515	2 915	123	0	13	488	79			P	88 632	1 798	783	5	16		
SAMOTER	3	3/5	7/5	40 351	29 737	4 336	10 614	1 550	23	406	67	68	41	T	41 019	1 854	783	8	5		
VERONAMINERAL SHOW GEO BUSINESS	1	19/5	21/5	8 700	8 700	3 825	0	0	25	210	93			T	8 387	149	783	5	24		
VERONAMINERAL SHOW GEO SHOP	1	24/11	26/11	8 900	8 900	3 293	0	0	29	216	80			P	14 007	136	783	5	24		
VINITALY/ENOLITECH/SOL & AGRIFOOD	1	2/4	5/4	85 673	84 723	1 430	950		40	4 236	105	232	141	T/P	93 299	29 665	783	8	1,2		
VERTOU (F)																					
AUX VIGNOBLES ! VERTOU	1	10/2	13/2	492	492		0	0		80				P	6 639		347	7	2		
Vicenza (I)																					
ABILMENTE AUTUNNO	1	12/10	15/10	11 342	11 342	1 038	0	0	18	320	32	5	5	P	39 348	673	440	10	3		
ABILMENTE PRIMAVERA	1	23/2	26/2	4 866	4 866	166	0	0	10	230	14	0	0	T	29 131	536	440	10	3		
KOINE'	2	13/2	15/2	2 734	2 734	277	0	0	14	97	20	8	0	T	1 431	222	440	10	2, 5, 7, 12, 24, 28		
T.GOLD	1	20/1	24/1	6 005	6 005	995	0	0	17	166	63	1	0	T	23 140	10 039	440	10	24		
VICENZAORO JANUARY	1	20/1	24/1	27 189	27 189	9 214	0	0	33	1 160	477	16	4	T	23 140	10 039	440	10	24		
VICENZAORO SEPTEMBER	1	8/9	12/9	27 884	27 884	9 058	0	0	33	1 135	466	15	2	T	15 605	6 016	440	10	24		
Vienna (AT)																					
austropharm	2	13/4	15/4	2 752	2 752						112			T	3 633		659	1	22		

(*) Please refer to each national definition given at the beginning of the report

2023 PHYSICAL EVENTS BY CITY

	Interval Year	Opening date	Closing date	Space					Exhibitors					Visitors/Visits (*)			Organiser	Auditor	Sector	
				Rented Space (sq.m)					With their own stands			Represented firms		Admission for Trade/Public	Total					
				Total	Halls		Open air		from ... countries	Total	Foreign/ International (*)	Total	Foreign/ International (*)		Total	Foreign/ International (*)				
VIGO (E)																				
MINDTECH - Metal Industry and Technologies International Trade Fair	2	20/6	22/6	4 932	3 712	709	0	0	11	201	61	8	0	T	2 840	185	54	11	19	
Vilnius (LT)																				
ADVENTUR	1	27/1	29/1	2 388	2 388	534	0	0	12	126	33			T/P	9 100	188	486	4	6	
RESTA	1	27/4	29/4	5 750	2 897	742	2 853	733	10	245	64			T/P	9 994	301	486	4	5	
Wächtersbach (D)																				
Messe Wächtersbach	1	13/5	21/5	7 905	5 134	209	2 771		8	275	13			P	45 593		534	8	27	
Warsaw (PL)																				
AUTO-NOSTALGIA	1	22/4	23/4	4 302	4 302	216	0	0	1	52	1			T/P	7 234		555	4	16	
CAVALIADA WARSZAWA	1	16/11	19/11	784	784	12	0	0	2	56	2			P	10 668		555	4	3	
Caravanning Festival	1	13/5	14/5	3 902	3 902	462	0	0	4	49	7			P	5 848		555	4	16	
HEALTH AND BEAUTY	1	9/9	10/9	3 195	3 195	347	0	0	9	216	32			T	7 492		375	4	14	
INRE	1	14/10	15/10	289	289	172	0	0	5	27	14			T			568	4	15	
ITTF WARSAW	1	16/3	18/3	1 786	1 786	636	0	0	23	152	79			T	2 909	238	555	4	3	
POLSKA WIES XXI	1	19/4	20/4	65	65	6	0	0	1	15	1			T	563		555	4	4	
REAL ESTATE	1	22/4	23/4	493	489	125	4	0	7	59	12			P			568	4	15	
REAL ESTATE	1	14/10	15/10	316	316	30	0	0	5	42	4			P			568	4	15	
Wetzlar (D)																				
W3+ Fair Wetzlar	1	29/3	30/3	918	918	206			10	86	23			T	1 923	77	317	8	18	
Wroclaw (PL)																				
REAL ESTATE	2x1	7/10	8/10	340	340	8	0	0	2	33	1			P			568	4	15	
Yozgat (TR)																				
2th Book Fair Sorgun	1	19/5	28/5	2 550	2 550					40				T/P	34 826		775	14	8	
Construction, Decoration and Real Estate Fair	1	21/7	30/7	3 000	3 000					35				T/P	11 250		775	14	5	
Yozgat 13.Agriculture, Food and Livestock Fair	1	24/8	27/8	14 280	14 280	3 460				140				T/P	143 700	117	464	14	1	
Yozgat Construction and Furniture Fair	1	24/5	28/5	7 850	7 850					68				T/P	123 000		464	14	5	
Yozgat Marriage Preparations Fair	1	24/5	28/5	7 340	7 340					87				T/P	132 000		464	14	27	
ZARAGOZA (E)																				
ARATUR - SALÓN ARAGONÉS DEL TURISMO	1	12/5	14/5	634	562	40	0	0	3	20	2	25	5	P	4 049	0	292	11	3,6	
E-BEER - SALÓN DE MAQUINARIA Y EQUIPOS PARA LA INDUSTRIA CERVECERA	2	14/2	17/2											T			292	11	1	See note 1
ENOMAQ - SALÓN INTERNACIONAL DE MAQUINARIA Y EQUIPOS PARA BODEGAS Y DEL EMBOTELLADO	2	14/2	17/2	18 367	15 370	2 899	0	0	23	273	58	1 043	376	T	17 085	662	292	11	1	See note 2
EXPOFIMER - FERIA INTERNACIONAL DE MANTENIMIENTO DE ENERGÍAS RENOVABLES	1	8/3	9/3	1 233	947	63	0	0	5	61	5	0	0	T	1 467	41	292,18	11	9	

(*) Please refer to each national definition given at the beginning of the report

2023 PHYSICAL EVENTS BY CITY

	Interval Year	Opening date	Closing date	Space						Exhibitors						Visitors/Visits (*)		Organiser	Auditor	Sector		
				Rented Space (sq.m)			Open air			With their own stands			Represented firms			Admission for Trade/Public	Total					Foreign/International (*)
				Total	Halls Total	Foreign/International (*)	Total	Foreign/International (*)	from ... countries	Total	Foreign/International (*)	Total	Foreign/International (*)									
ZARAGOZA (E)																						
FIGAN - FERIA INTERNACIONAL PARA LA PRODUCCIÓN ANIMAL	2	28/3	31/3	28 132	23 365	2 166	14	0	26	373	62	1 168	333	T	19 554	537	292	11	1			
NUPZIAL - SALÓN DE SERVICIO PARA CONGRESOS, BODAS Y ACONTECIMIENTOS	1	10/11	12/11	2 006	1 002	6	0	0	2	67	1	83	1	P	3 582		292, 244	11	3			
OLEOmaq - SALÓN DE MAQUINARIA Y EQUIPOS PARA ALMAZARAS Y ENVASADO	2	14/2	17/2											T			292	11	1	See note 1		
OLEOTEC - SALÓN DE TÉCNICAS Y EQUIPOS PARA LA OLIVICULTURA	2	14/2	17/2											T			292	11	1	See note 3		
SMAGUA - SALÓN INTERNACIONAL DEL AGUA Y DEL RIEGO	2	7/3	9/3	9 473	5 918	906	15	0	26	186	37	495	215	T	8 593	432	292	11	10	See note 4		
SMOPYC - SALÓN INTERNACIONAL DE MAQUINARIA DE OBRAS PÚBLICAS, CONSTRUCCIÓN Y MINERÍA	3	22/11	25/11	44 711	40 968	7 249	860	0	28	346	80	882	415	T	14 350	478	292	11	5			
SPAPER - SALÓN INTERNACIONAL DE LA MAQUINARIA Y EQUIPOS PARA LA CELULOSA, PAPEL Y CARTÓN	2	7/3	9/3	3 852	772	117	0	0	19	29	6	172	116	T			292	11	11	See note 5		
STOCK-CAR - SALÓN DEL VEHÍCULO DE OCASIÓN	1	18/5	21/5	15 703	15 703	0	0	0	1	26	0	0	0	P	6 929	0	292	11	16			
TECNOVID - SALÓN INTERNACIONAL DE TÉCNICAS Y EQUIPOS PARA VITICULTURA	2	14/2	17/2	9 254	6 713	891	0	0	12	101	23	182	61	T			292	11	1	See note 6		

Note 1: statistics included in those of "ENOMaq"

Note 2: "space" and "exhibitors" statistics include those of "E-BEER" and "OLEOmaq"; "visitors" statistics include those of "E-BEER", "OLEAOMaq", "OLEAOTEC" and "TECHNOVID"

Note 3: "space" and "exhibitors" statistics included in those of "TECNOVID"; "visitors" statistics included in those of "ENOMaq"

Note 4: "visitors" statistics include those of "SPAPER"

Note 5: statistics included in those of "SMAGUA"

Note 6: "space" and "exhibitors" statistics include those of "OLEOTEC"; "visitors" statistics included in those of "ENOMaq"

(*) Please refer to each national definition given at the beginning of the report

2023 HYBRID EVENTS BY CITY

	Interval Year	Opening date	Closing date	Space					Exhibitors							Visitors/Visits (*)				Organiser	Auditor	Sector				
				Rented Space (sq.m)					from ... countries	TOTAL	Onsite			Online		Admission for Trade/Public	TOTAL	Onsite						Online		
				Total	Halls		Open air				With their own stands	Represented firm	Exhibitors with their own stands	Repre- sented firms	TOTAL			Total	Foreign/ International (*)							
					Total	Foreign/ International (*)	Total	Foreign/ International (*)																	Total	Foreign/ International (*)
Frankfurt am Main (D)																										
	Ambiente	1	3/2	7/2	139 840	139 840	116 684			83	3 681	3 681	3 241					T	111 329	109 491	72 648	1 838	526	8	13	
	Christmasworld	1	3/2	7/2	42 273	42 273	29 045			45	610	610	471					T	36 139	35 719	24 500	420	526	8	13	
	Creativeworld	1	4/2	7/2	9 462	9 462	6 087			35	243	243	194					T	9 001	8 840	5 583	161	526	8	13	
	ISH	2	13/3	17/3	136 273	136 179	74 839	94	30	55	2 042	2 042	1 476					T	162 085	152 468	67 340	9 617	526	8	19	
Hannover (D)																										
	HANNOVER MESSE	1	17/4	21/4	122 156	121 313	58 466	843		62	3 900	3 884	2 578			16		T/P	143 382	127 951	52 460	15 431	174	8	19	
Helsinki (SF)																										
	Doctor 2023	1	25/1	27/1	1 579	1 579		0		2	95	95		0				T		3 599		1 774	745	12	22	
	Educa 2023	1	27/1	28/1	4 250	4 250		0		6	357	357		0				T		15 148		460	745	12	8	
	Helsinki Book Fair, Wine and Food Fair, On the Plate Fair 2023	1	26/10	29/10	9 665	9 659		6		9	371	370		1				P		88 071		7 825	745	12	2,8	
Loviisa (SF)																										
	The Housing Fair in Loviisa 2023	1	7/7	6/8	7 939	4 624		3 315		2	128	128		0				P		106 248		14 304	746	12	15	
MADRID (E)																										
	AULA	1	22/3	26/3	9 796	6 759	143	0	0	13	388	187	16	201	18			P	76 408	56 326	254	20 082	406	11	8	See note 1
	C&R-CLIMATIZACIÓN Y REFRIGERACIÓN	2	14/11	17/11	26 298	24 914	4 895	101	0	21	368	368	150	0	0			T	40 443	20 265	3 077	20 178	406	11	17,5	
	CONGR. RED + INTERDIDAC	1	23/3	25/3														T					406	11	8	See note 2
	ECO LIVING IBERIA	1	7/6	8/6														T					406,184	11	1	See note 3
	EXPOFRANQUICIA	1	18/5	20/5	2 177	1 963	219	0	0	11	104	104	19	0	0			T/P	6 680	3 548	208	3 132	406	11	4	
	EXPOLEARNING	1	23/3	24/3														T					406,17	11	8	See note 2
	FITUR	1	18/1	22/1	69 033	64 630	17 654	186	0	120	11 413	724	319	10 689	1 917			T/P	200 188	143 907	15 310	56 281	406	11	6	
	FRUIT ATTRACTION	1	3/10	5/10	63 548	61 672	24 723	0	0	59	3 249	1 275	551	1 974	1 077			T	104 051	61 031	28 525	43 020	406	11	2,1	
	GENERA	1	21/2	23/2	18 783	18 487	6 580	0	0	21	753	372	141	381	143			T	58 181	29 413	2 991	28 768	406	11	9,10	
	GLOBAL MOBILITY CALL	1	24/10	26/10	6 814	2 560	226	30	0	8	87	87	10	0	0			T	10 954	5 491	436	5 463	406	11	26,10	See note 4
	IBERZOO + PROPET	1	15/3	17/3	8 676	8 282	802	0	0	16	438	218	32	220	35			T	18 538	10 635	1 060	7 903	406	11	22,3	
	INTERGIFT 2ED	2x1	13/9	17/9	20 027	19 014	3 791	75	0	15	203	203	53	0	0			T	39 563	12 634	1 779	26 929	406	11	13,12	
	INTERGIFT 1ED	2x1	1/2	5/2	18 876	18 667	2 198	75	0	13	438	214	42	224	52			T	50 480	19 023	2 326	31 457	406	11	13,12	
	LIBER	2	4/10	6/10	3 672	2 791	431	0	0	13	193	193	17	0	0			T	6 533	3 510	1 351	3 023	406	11	8	
	MEAT ATTRACTION	1	6/3	8/3	6 165	4 975	102	0	0	3	316	129	6	187	6			T	12 664	6 255	864	6 409	406	11	1	
	ORGANIC FOOD IBERIA	1	7/6	8/6	4 412	3 270	414	0	0	29	508	334	43	174	51			T	6 763	2 283	419	4 480	406,184	11	1	See note 5
	PROMOGIFT	1	7/2	9/2	4 548	4 547	567	0	0	8	145	145	24	0	0			T	10 052	4 934	560	5 118	406	11	4,13	
	S.I. POSTGRADO Y FORMACIÓN CONTINUA	1	23/3	25/3														T/P					406	11	8	See note 2
	SALÓN LOOK	1	4/11	6/11	9 835	6 875	907	0	0	16	220	220	48	0	0			T	37 518	16 397	1 067	21 121	406	11	14	
	SALÓN MOVILIDAD 2ª MANO (VO)	1	13/6	18/6	15 593	13 917	0	151	0	1	68	34	0	34	0			P	31 910	30 293	0	1 617	406	11	16	
	SCHOOL DAY	1	26/3	26/3														P					406	11	8	See note 2
	SIMO EDUCACIÓN	1	14/11	16/11	3 143	2 401	236	0	0	10	107	107	13	0	0			T	11 975	6 042	274	5 933	406	11	21	
	TRAFIC	1	24/10	26/10														T					406	11	26	See note 6

Note 1: statistics include those of several events: "CONGR. RED + INTERDIDAC", "EXPOLEARNING", "S.I. POSTGRADO Y FORMACIÓN CONTINUA" and "SCHOOL DAY"

Note 2: statistics included in those of "AULA"

Note 3: statistics included in those of "ORGANIC FOOD IBERIA"

Note 4: statistics include those of "TRAFIC"

Note 5: statistics include those of "ECO LIVING IBERIA"

Note 6: statistics included in those of "GLOBAL MOBILITY CALL"

(*) Please refer to each national definition given at the beginning of the report

2023 HYBRID EVENTS BY CITY

	Interval Year	Opening date	Closing date	Space						Exhibitors								Visitors/Visits (*)				Organiser	Auditor	Sector		
				Rented Space (sq.m)				from ... countries	TOTAL	Onsite				Online		Admission for Trade/Public	TOTAL	Onsite		Online						
				Total	Halls		Open air			With their own stands	Represented firm		Exhibitors with their own stands	Repre-sented firms	Total			Foreign/ International (*)	Total		Foreign/ International (*)					
					Total	Foreign/ International (*)	Total				Foreign/ International (*)	Total														Foreign/ International (*)
SALAMANCA (E)																										
9ª Feria del Sector Agropecuario - Salamaq 23	1	1/9	5/9	20 979	2 585	123	16 763	100	3	172	172	8					T/P	66 529	64 624	0	1 905	179	11	1	See note 1	
Salamaq - 34ª Exposición Internacional de Ganado Puro.	1	1/9	5/9	22 802	17 802	20	0	0	2	257	22	1	235	0			T/P					179	11	1	See note 2	
SEVILLA (E)																										
XXXIII SICAB - Salón Internacional del Caballo de Pura Raza Española	1	28/11	3/12	7 264	4 358	381	152	0	12	349	230	41	119	22			T/P	270 982	63 024	2 975	207 958	301,36	11	1		

Note 1: "Visitors" statistics include those of "Salamaq - 34ª Exposición Internacional de Ganado Puro."

Note 2: "Visitors" statistics included in those of "9ª Feria del Sector Agropecuario - Salamaq 23"

(*) Please refer to each national definition given at the beginning of the report